



US00D939629S

(12) **United States Design Patent** (10) **Patent No.:** **US D939,629 S**
Pan et al. (45) **Date of Patent:** **** Dec. 28, 2021**

(54) **PEN**
(71) Applicants: **Yehui Pan**, Jinhua (CN); **Chunchen Lou**, Dongyang (CN)
(72) Inventors: **Yehui Pan**, Jinhua (CN); **Chunchen Lou**, Dongyang (CN)
(**) Term: **15 Years**
(21) Appl. No.: **29/773,090**
(22) Filed: **Mar. 6, 2021**
(51) **LOC (13) Cl.** **19-06**
(52) **U.S. Cl.**
USPC **D19/169**
(58) **Field of Classification Search**
USPC D19/115–204; D14/411
CPC . B43K 5/005; B43K 7/12; B43K 8/00; B43K 8/02; B43K 8/04; B43K 8/06; B43K 21/003; B43K 21/006; B43K 21/06; B43K 23/004
See application file for complete search history.

D638,061 * 5/2011 Wang D19/169
D645,509 9/2011 Hung
D667,876 9/2012 Xie
D679,322 4/2013 Martin
D687,543 * 8/2013 Pala D24/113
D698,864 * 2/2014 Watase D19/164
D700,656 * 3/2014 Schweig D19/168
D704,771 5/2014 Wang
D711,469 8/2014 Tam
D728,024 4/2015 Shimada
D797,741 * 9/2017 Cebe D14/411
D817,398 * 5/2018 Copier D19/163
D835,190 12/2018 Silva Rubio et al.
D846,546 * 4/2019 Mitchell D14/411
D847,261 4/2019 Gatti
D870,204 12/2019 Kopp
D875,177 2/2020 Zhao
D886,193 6/2020 Matsumura
(Continued)

Primary Examiner — Elizabeth A. Albert
(74) *Attorney, Agent, or Firm* — Xiaofang Zhong; Law Office of Xiaofang Zhong, PLLC

(57) **CLAIM**
The ornamental design for a pen, as shown and described.

(56) **References Cited**
U.S. PATENT DOCUMENTS
D288,335 * 2/1987 Regnault D19/168
D326,868 * 6/1992 Nitta D19/169
D327,911 * 7/1992 Poisson D19/168
D424,109 5/2000 Edgerley et al.
D467,970 * 12/2002 Pellissa Beneyto D19/169
D512,457 * 12/2005 Anand D19/174
D566,178 4/2008 Qiu et al.
D570,413 * 6/2008 Zhao D19/167
D584,409 1/2009 Miller et al.
D598,953 * 8/2009 Yu D19/166
D601,627 * 10/2009 Liu D19/169
D605,695 * 12/2009 Leibeck D19/169
D606,587 * 12/2009 Zhang D19/170
D607,934 * 1/2010 Liu D19/169
D628,629 12/2010 Liu

DESCRIPTION
FIG. 1 is a perspective view of a pen showing my new design;
FIG. 2 is a front elevational view thereof;
FIG. 3 is a back elevational view thereof;
FIG. 4 is a right-side elevational view thereof;
FIG. 5 is a left-side elevational view thereof;
FIG. 6 is a top plan view thereof;
FIG. 7 is a bottom plan view thereof; and,
FIG. 8 is a perspective view of the pen showing the pen and cap separated from each other.
The broken lines in the drawings depict part of the pen that forms no part of the claimed design.

1 Claim, 7 Drawing Sheets



(56)

References Cited

U.S. PATENT DOCUMENTS

| | | | | |
|----------|---|---------|----------------|---------|
| D903,763 | * | 12/2020 | Zhang | D19/196 |
| D911,442 | * | 2/2021 | You | D19/169 |
| D912,148 | * | 3/2021 | Zhang | D19/197 |
| D924,969 | * | 7/2021 | Thackery | D19/195 |

* cited by examiner

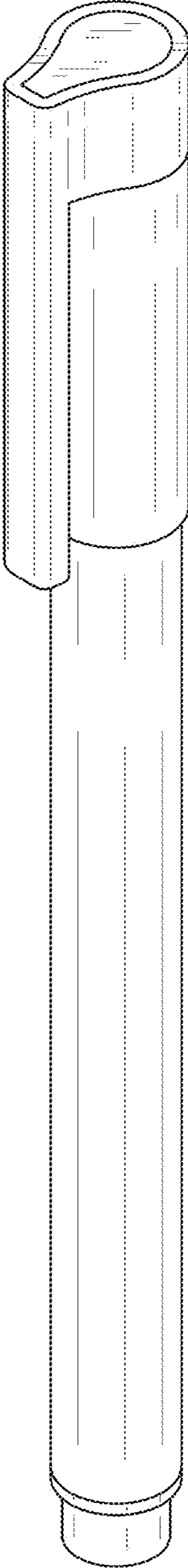


FIG. 1

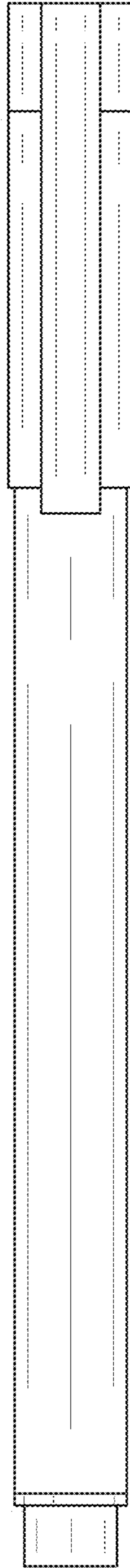


FIG. 2

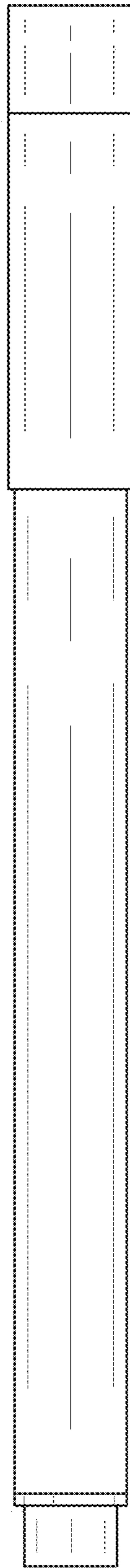


FIG. 3

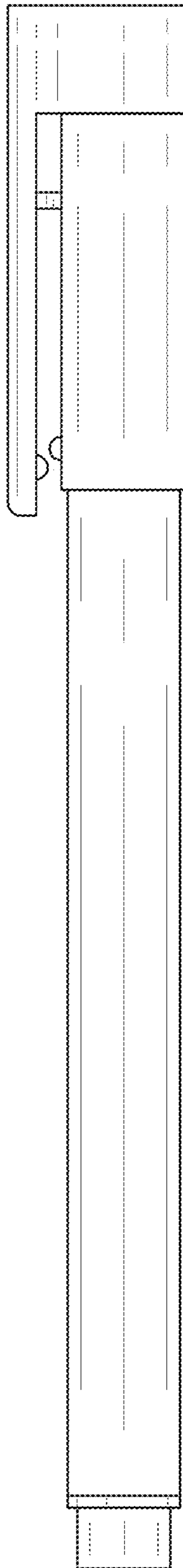


FIG. 4

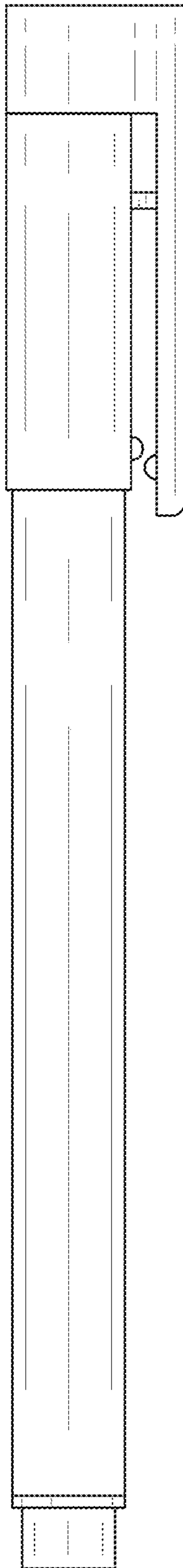


FIG. 5

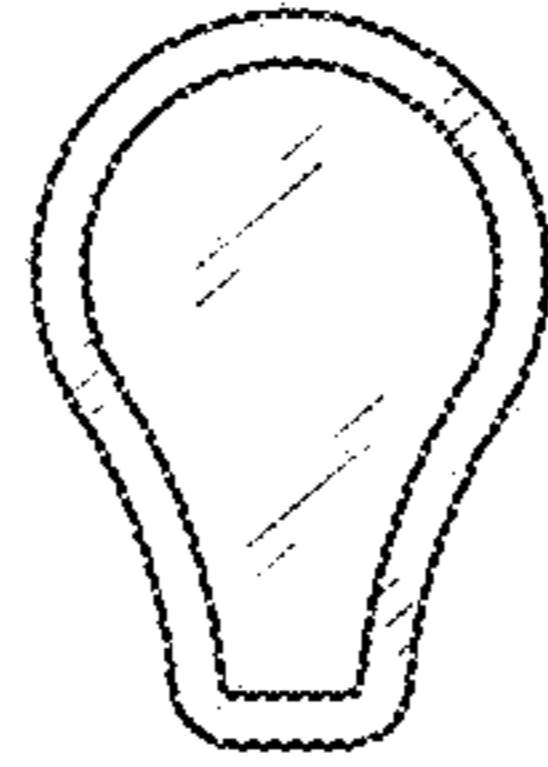


FIG. 6

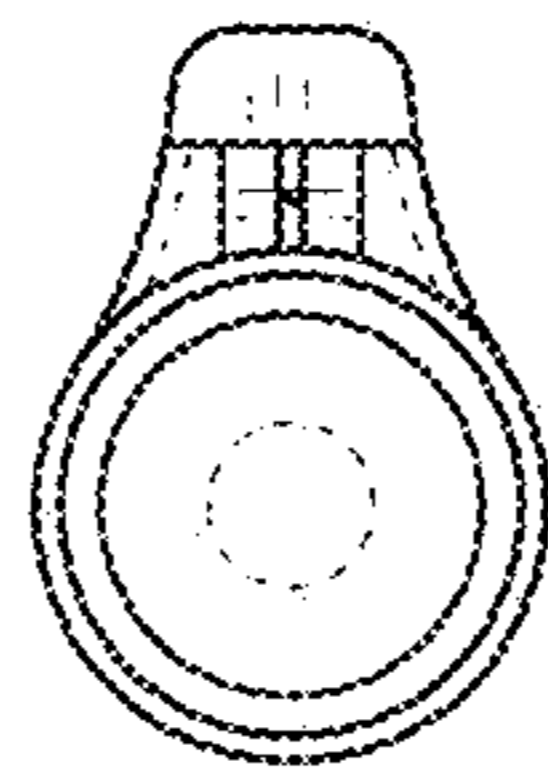


FIG. 7

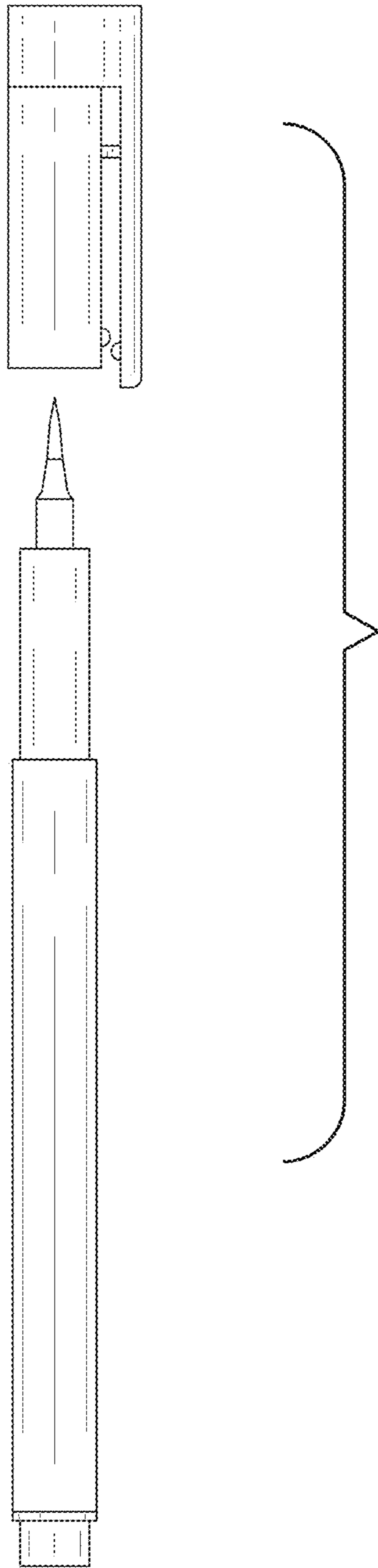


FIG. 8