

US00D939627S

(12) **United States Design Patent** (10) **Patent No.:** **US D939,627 S**  
**Gamboa et al.** (45) **Date of Patent:** **\*\* Dec. 28, 2021**

(54) **FINANCIAL SERVICES CARD**

(71) Applicant: **United Services Automobile Association (USAA)**, San Antonio, TX (US)

(72) Inventors: **Marco Antonio Gamboa**, San Antonio, TX (US); **Ronald Richard Watkins**, Boerne, TX (US); **Patrick Sturdivant**, San Antonio, TX (US); **Martha Rodriguez Hathorn**, San Antonio, TX (US); **Stephen Adam Cone**, Boerne, TX (US); **Rhealyn Nicole Yanta**, Poth, TX (US)

(73) Assignee: **United Services Automobile Association (USAA)**, San Antonio, TX (US)

(\*\*) Term: **15 Years**

(21) Appl. No.: **29/750,812**

(22) Filed: **Sep. 16, 2020**

**Related U.S. Application Data**

(63) Continuation of application No. 29/660,024, filed on Aug. 14, 2018, now Pat. No. Des. 899,518.

(51) **LOC (13) Cl.** ..... **19-08**

(52) **U.S. Cl.**  
USPC ..... **D19/9**

(58) **Field of Classification Search**  
USPC ..... D19/1–12, 20–34, 100;  
40/124.01–124.15, 672, 661, 726, 776,  
(Continued)

(56) **References Cited**

**U.S. PATENT DOCUMENTS**

D287,027 S 12/1986 Stiler  
D798,385 S 9/2017 Yoo

(Continued)

*Primary Examiner* — Abraham Bahta

(74) *Attorney, Agent, or Firm* — Fish & Richardson P.C.

(57) **CLAIM**

The ornamental design for a financial services card, as shown and described.

**DESCRIPTION**

FIG. 1 is a front view of a first embodiment of our financial services card.

FIG. 2 is a back view thereof.

FIG. 3 is a top view thereof.

FIG. 4 is a bottom view thereof.

FIG. 5 is a right side view thereof.

FIG. 6 is a left side view thereof.

FIG. 7 is a front view of a second embodiment of our financial services card.

FIG. 8 is a back view thereof.

FIG. 9 is a top view thereof.

FIG. 10 is a bottom view thereof.

FIG. 11 is a right side view thereof.

FIG. 12 is a left side view thereof.

FIG. 13 is a front view of a third embodiment of our financial services card.

FIG. 14 is a back view thereof.

FIG. 15 is a top view thereof.

FIG. 16 is a bottom view thereof.

FIG. 17 is a right side view thereof.

FIG. 18 is a left side view thereof.

FIG. 19 is a front view of a fourth embodiment of our financial services card.

FIG. 20 is a back view thereof.

FIG. 21 is a top view thereof.

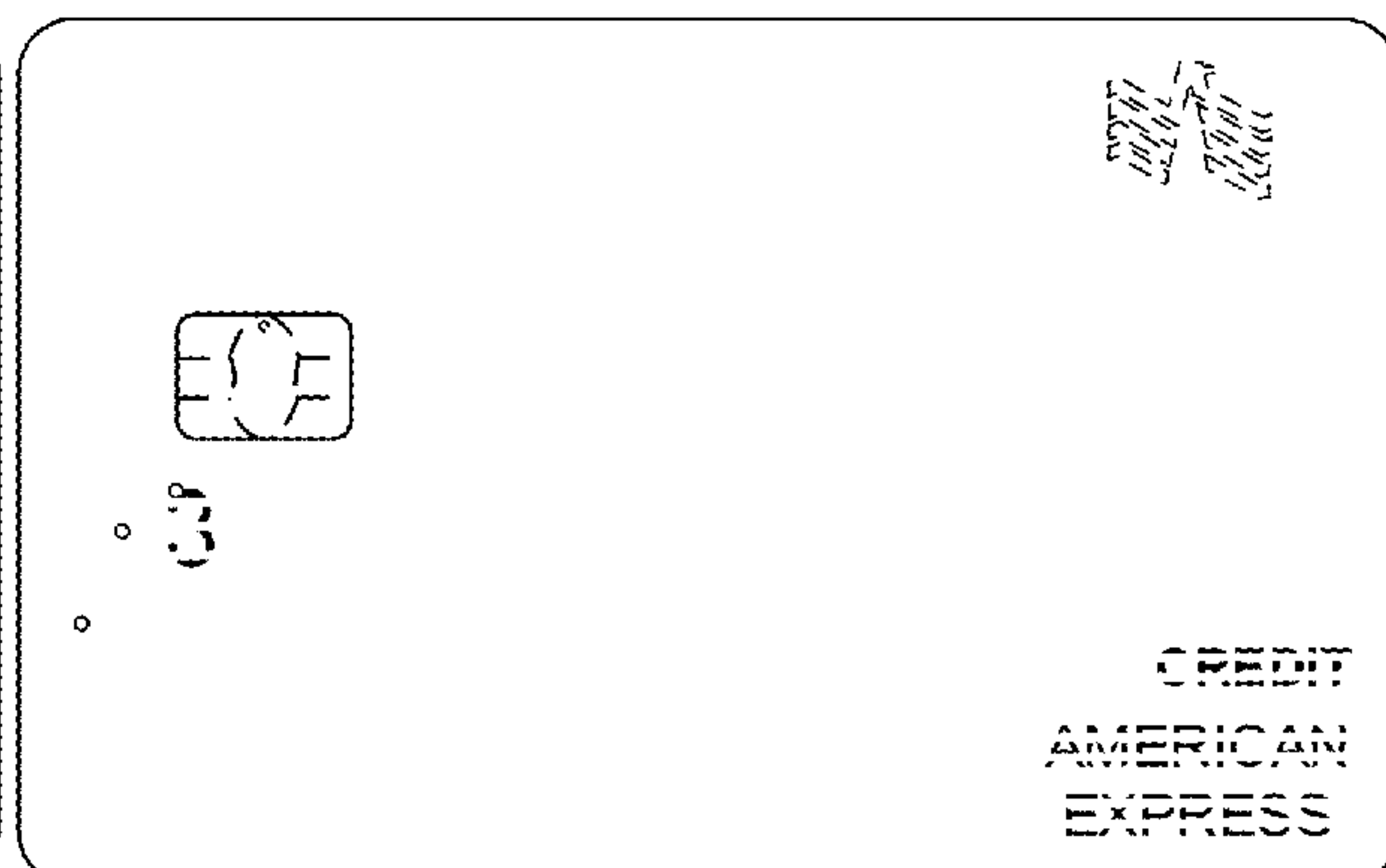
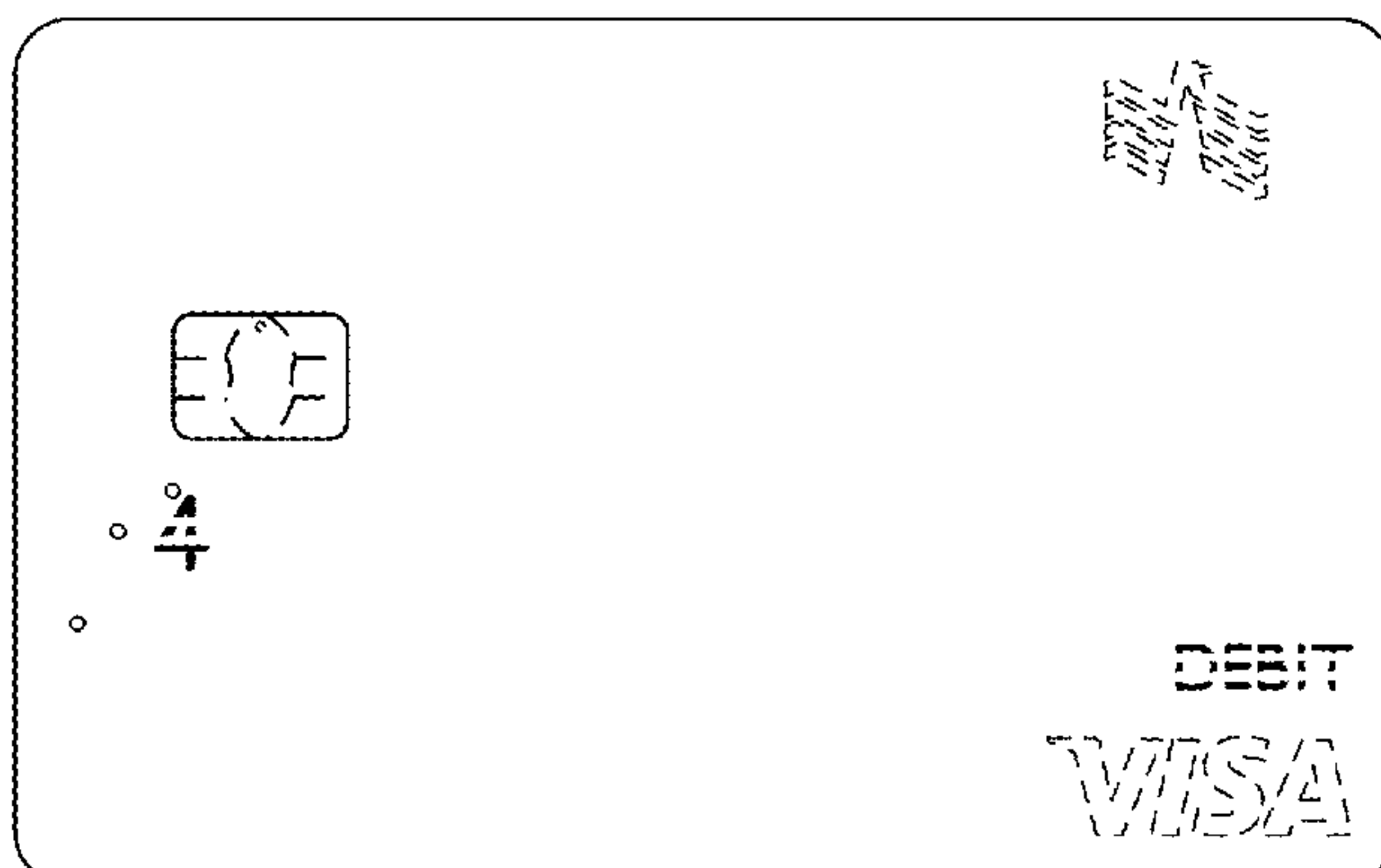
FIG. 22 is a bottom view thereof.

FIG. 23 is a right side view thereof; and,

FIG. 24 is a left side view thereof.

The broken lines in FIGS. 1-6, showing a card chip, text, and a logo are included for the purpose of illustrating environmental features of the financial services card that form no part of the claimed design.

**1 Claim, 8 Drawing Sheets**



(58) **Field of Classification Search**

USPC ..... 40/617; 283/72, 74–75, 103, 105–117,  
                   283/82, 70, 94, 81, 907; 206/449;  
                   D21/385; D20/10, 22, 27, 40, 42, 11;  
                   D14/435–437; 235/380, 382, 487, 493,  
                   235/488; D6/613, 583; 360/2; 702/158,  
                   702/86, 97, 163, 166, 170  
 CPC .... B42D 15/00; B42D 15/022; B42D 15/027;  
                   B42D 15/042; B42D 15/045; B42D  
                   25/00; B42D 25/20; B42D 25/30; B42D  
                   25/23; B42D 25/26; B42D 25/29; B42D  
                   25/285; B42D 2033/00; B42D 2033/02;  
                   B42D 2033/04; B42D 2033/08; B42D  
                   2033/10; B42D 2033/18; B42D 2033/20;  
                   B42D 2033/22; B42D 2033/28; G09F  
                   3/02; G09F 2003/0201

See application file for complete search history.

(56) **References Cited**

U.S. PATENT DOCUMENTS

D803,313	S	11/2017	Cepress	
D803,373	S	11/2017	Chou	
D835,715	S	12/2018	Yoo	
D867,450	S *	11/2019	Maiman	..... D19/9
D889,539	S *	7/2020	Gamboa	..... D19/9
D889,540	S *	7/2020	Gamboa	..... D19/9
D889,541	S *	7/2020	Gamboa	..... D19/9
D899,518	S *	10/2020	Gamboa	..... D19/10
D906,418	S *	12/2020	Gamboa	..... D19/9
D916,184	S *	4/2021	Maiman	..... D19/9

\* cited by examiner

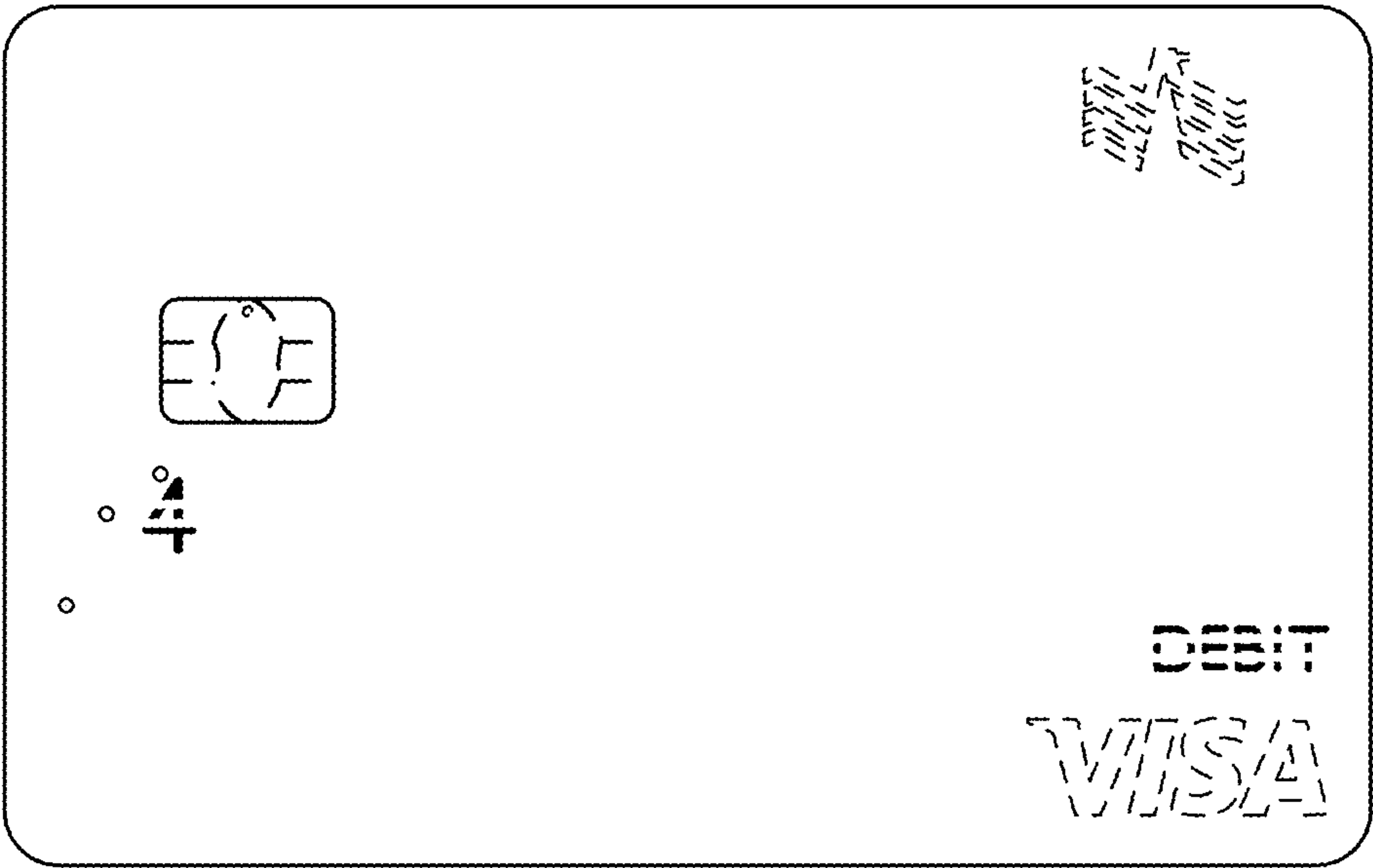


FIG. 1




FIG. 2



FIG. 3




FIG. 4



FIG. 5



FIG. 6

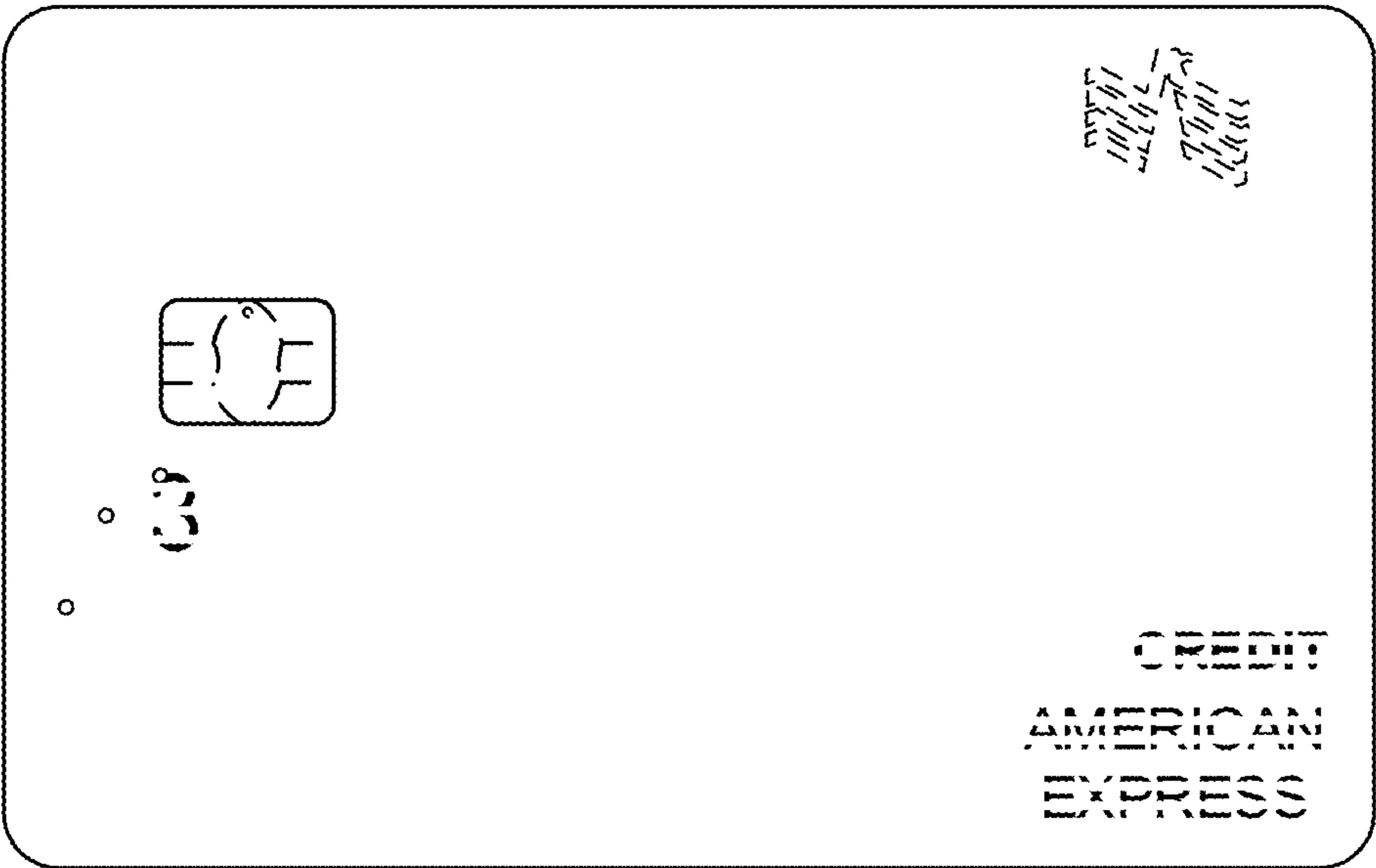


FIG. 7




FIG. 8




FIG. 9




FIG. 10



FIG. 11



FIG. 12




FIG. 13




FIG. 14




FIG. 15




FIG. 16



FIG. 17



FIG. 18






FIG. 19




FIG. 20



FIG. 21




FIG. 22



FIG. 23



FIG. 24