



US00D939617S

(12) **United States Design Patent** (10) **Patent No.:** **US D939,617 S**
Liu (45) **Date of Patent:** **** Dec. 28, 2021**

(54) **SLEEPING MASK**
(71) Applicant: **Lijun Liu**, Guangdong (CN)
(72) Inventor: **Lijun Liu**, Guangdong (CN)
(**) Term: **15 Years**
(21) Appl. No.: **29/759,759**
(22) Filed: **Nov. 25, 2020**
(51) **LOC (13) Cl.** **16-06**
(52) **U.S. Cl.**
USPC **D16/301**
(58) **Field of Classification Search**
USPC D16/300, 301, 303
CPC A61F 9/04
See application file for complete search history.

2016/0262936 A1* 9/2016 Belliappa A61F 9/04
2018/0303669 A1* 10/2018 McCann A61F 13/124
2019/0336377 A1* 11/2019 McCann A61F 13/00038

OTHER PUBLICATIONS

DREAMLIGHT Ease Lite 3D Sleep Mask, posted at amazon.com, posting date Dec. 9, 2019, [online], [site visited Nov. 4, 2021]. Available from Internet, URL: <https://www.amazon.com/DREAMLIGHT-Blocking-Blinders-Sleeping-Washable/dp/B082KB7DW4> (Year: 2019).*
WAOAW Sleep Mask, posted at amazon.com, posting date Aug. 17, 2021, [online], [site visited Nov. 4, 2021]. Available from Internet, URL: <https://www.amazon.com/dp/B09CT3JQTZ/> (Year: 2021).*

* cited by examiner

Primary Examiner — Michael C Stout
Assistant Examiner — Maria J. Edwards

(56) **References Cited**
U.S. PATENT DOCUMENTS

D182,389 S * 3/1958 Sisco D24/208
D313,125 S * 12/1990 Gordon D16/301
D423,547 S 4/2000 Hottenroth
D592,236 S 5/2009 McGrath
D625,349 S 10/2010 Aryan
D726,244 S * 4/2015 Defranco D16/301
D849,314 S 7/2019 Pan
D867,436 S * 11/2019 Lian D16/301
D887,484 S * 6/2020 Guo A61F 9/04
D16/301
D889,529 S * 7/2020 Guo A61F 9/04
D16/301
2014/0331383 A1* 11/2014 Bially A61F 9/04
2/173
2016/0008175 A1* 1/2016 Bergman A61F 9/04
2/171.2

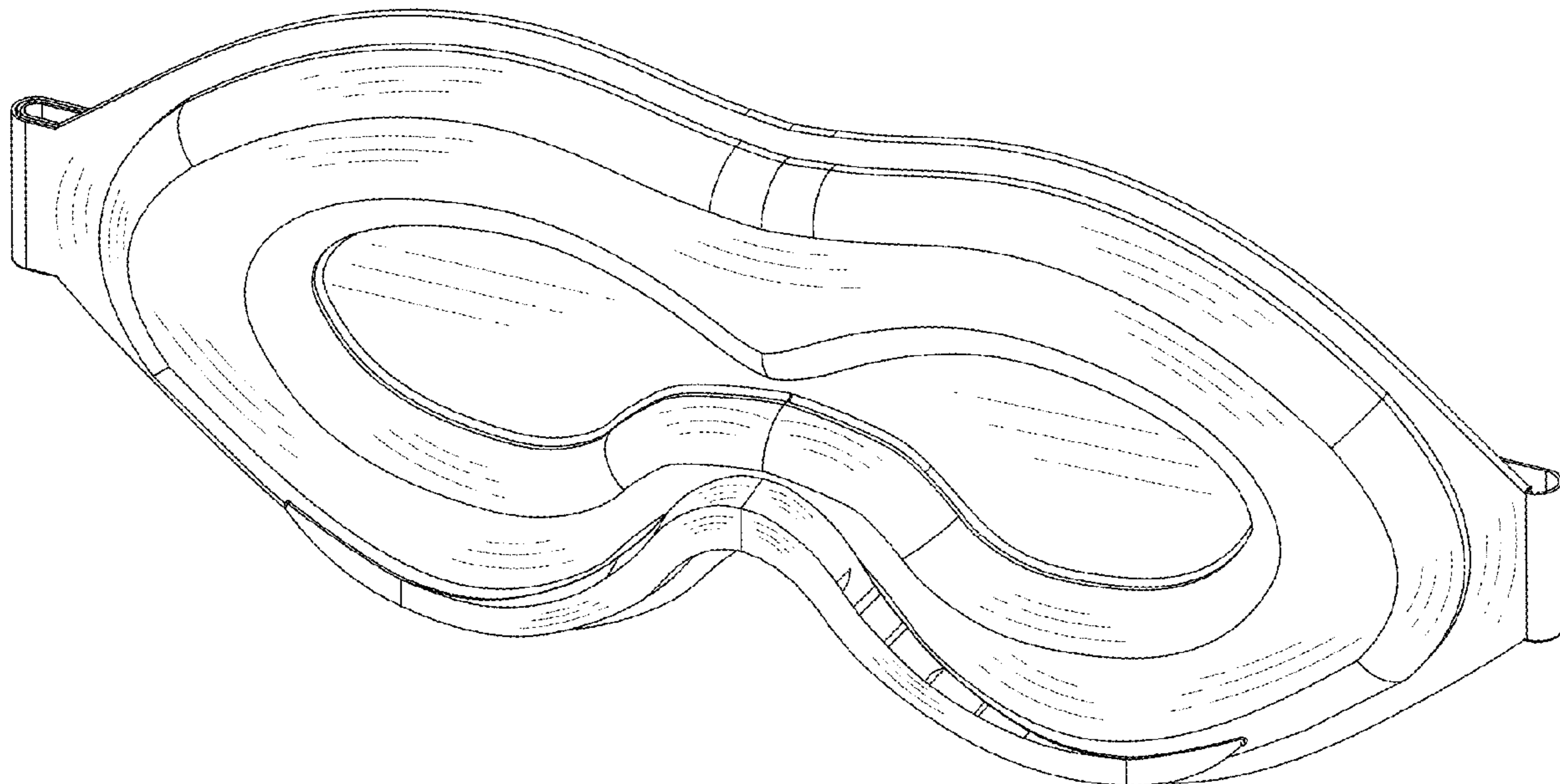
(57) **CLAIM**

The ornamental design for a sleeping mask, as shown and described.

DESCRIPTION

FIG. 1 is a perspective view of a sleeping mask showing my new design;
FIG. 2 is a front elevational view thereof;
FIG. 3 is a rear elevational view thereof;
FIG. 4 is a left side elevational view thereof;
FIG. 5 is a right side elevational view thereof;
FIG. 6 is a top plan view thereof;
FIG. 7 is a bottom plan view thereof; and,
FIG. 8 is another perspective view thereof.

1 Claim, 8 Drawing Sheets



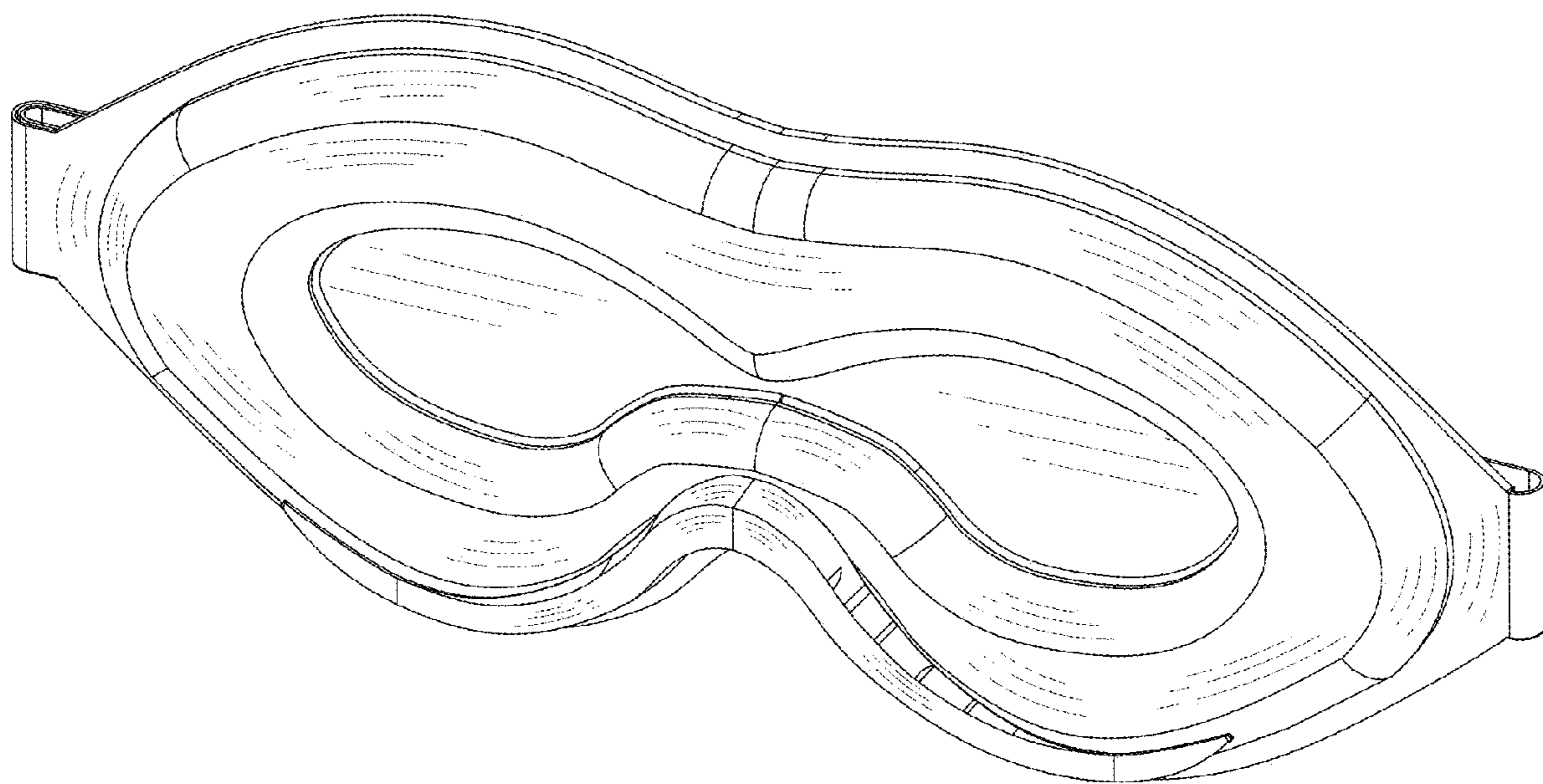


FIG.1

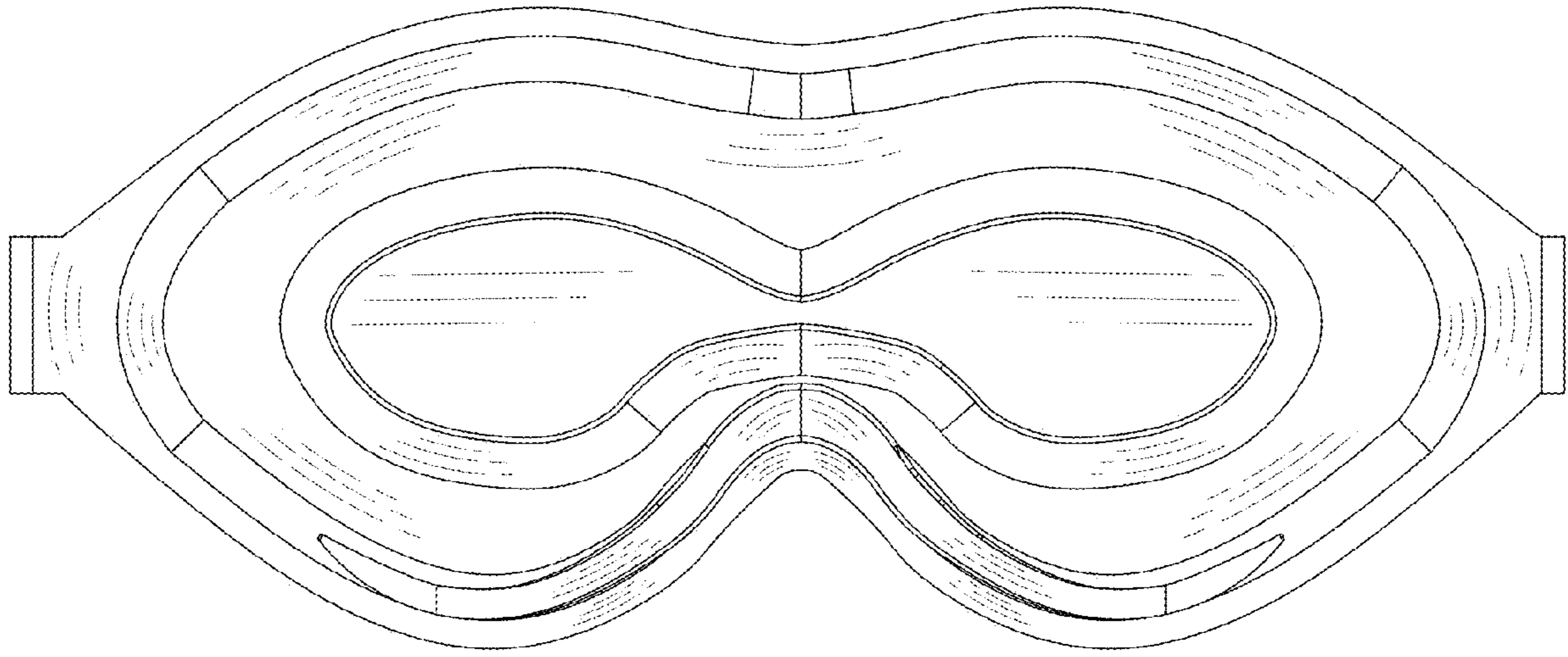


FIG.2

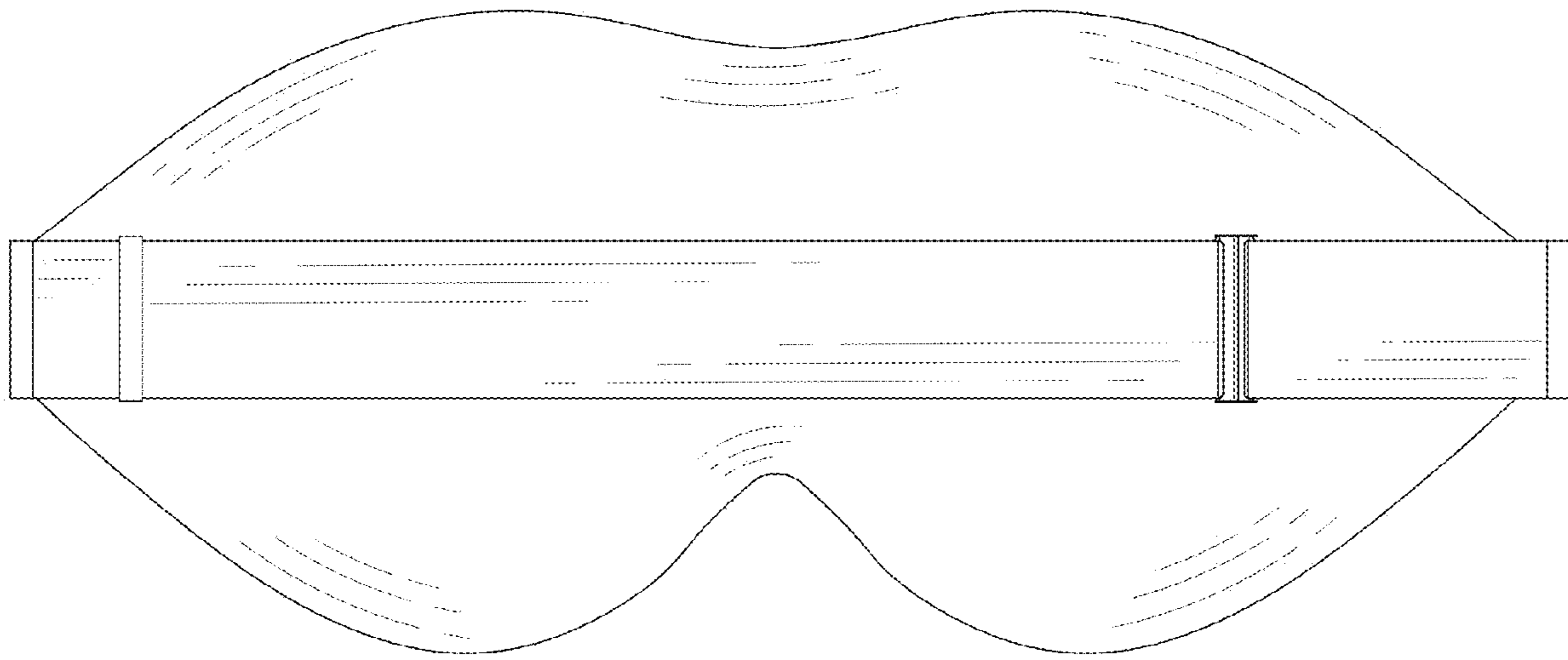


FIG.3

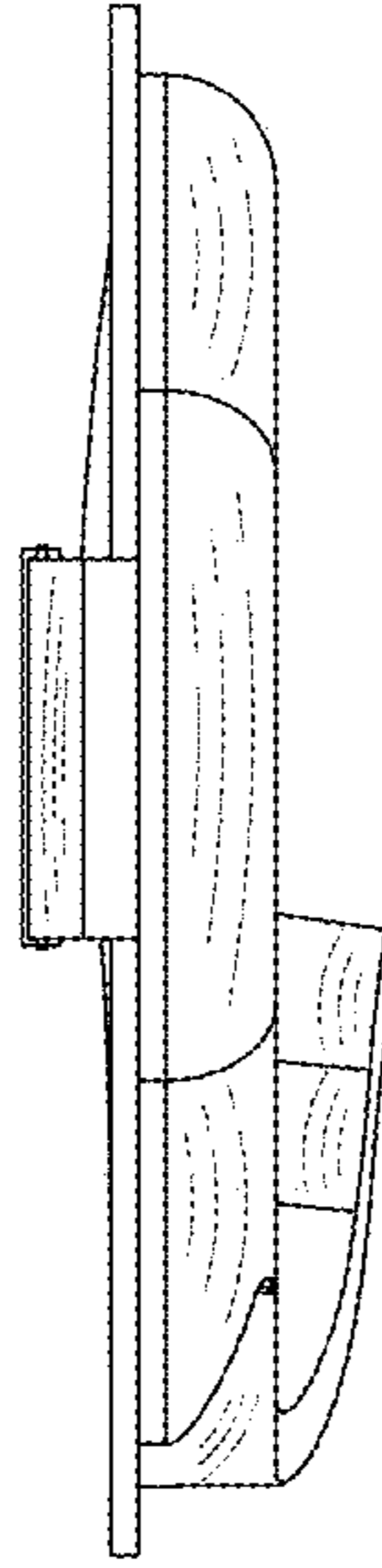


FIG.4

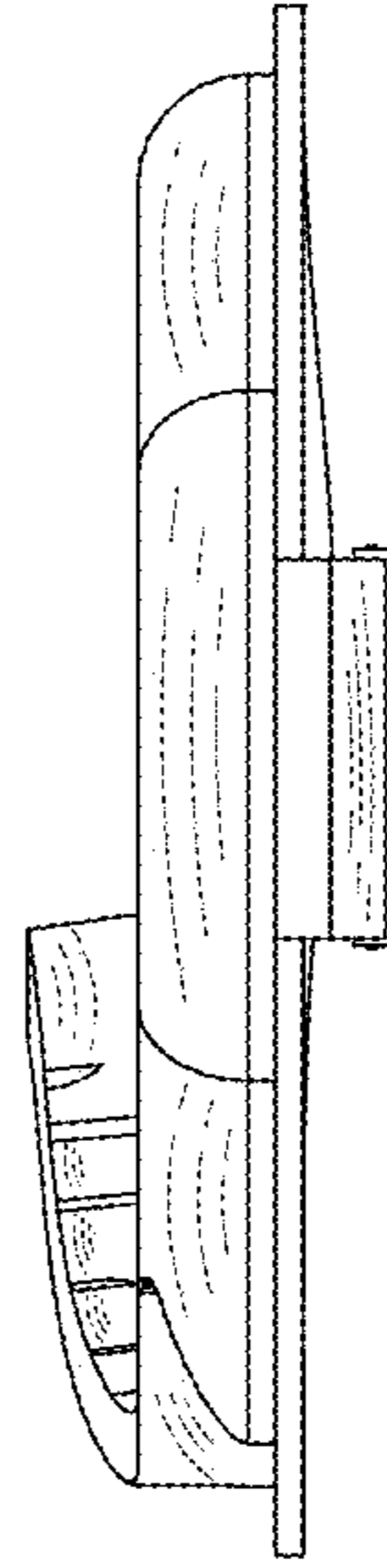


FIG.5

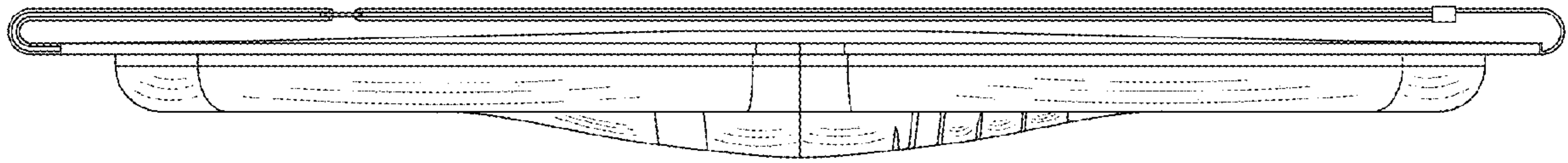


FIG.6

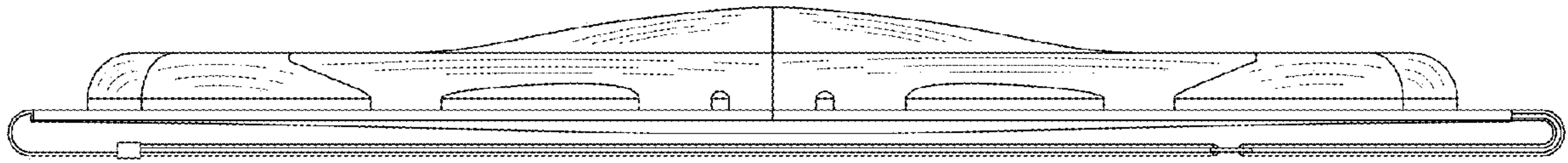


FIG.7

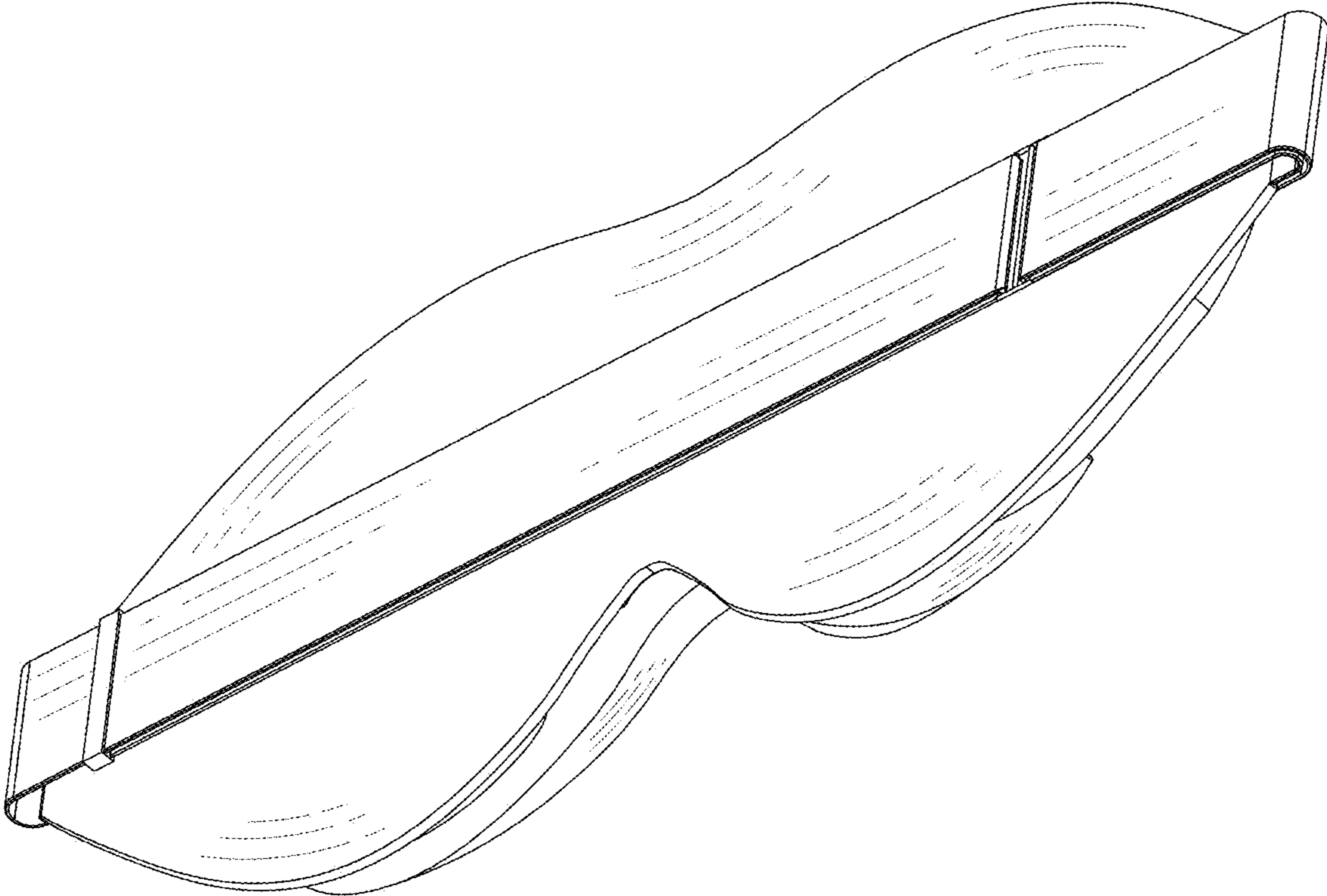


FIG.8