



US00D939601S

(12) **United States Design Patent**
Wang

(10) **Patent No.:** **US D939,601 S**

(45) **Date of Patent:** **** Dec. 28, 2021**

- (54) **SEALING MACHINE**
- (71) Applicant: **Zhenfeng Wang**, Henan (CN)
- (72) Inventor: **Zhenfeng Wang**, Henan (CN)
- (**) Term: **15 Years**
- (21) Appl. No.: **29/778,524**
- (22) Filed: **Apr. 13, 2021**
- (51) **LOC (13) Cl.** **15-09**
- (52) **U.S. Cl.**
USPC **D15/146**
- (58) **Field of Classification Search**
USPC D8/29.1, 30, 61; D15/145, 146
CPC ... B29C 65/223; B29C 66/145; B29C 66/849;
B29C 66/43121; B65B 31/046
See application file for complete search history.

- 6,919,537 B2 * 7/2005 Chang B29C 66/8221
219/243
- D528,137 S 9/2006 Huang
- D542,315 S * 5/2007 Chang D15/146
- D544,646 S * 6/2007 Overend D28/35
- D609,401 S * 2/2010 Yang D28/35
- D618,716 S 6/2010 Huang
- D620,195 S * 7/2010 Overend D28/35
- D672,087 S * 12/2012 Julemont D28/35
- D812,662 S * 3/2018 Chang D15/146
- D823,914 S * 7/2018 Chang D15/146
- D845,370 S * 4/2019 Chang D15/146
- D851,832 S * 6/2019 Thomas D28/35
- D901,076 S * 11/2020 Kim D28/35
- D912,896 S * 3/2021 Zhao D28/35
- 10,934,041 B2 * 3/2021 Lank B29C 66/8227
- D919,179 S * 5/2021 Knox D28/35
- 2003/0024208 A1 * 2/2003 Hwang B29C 65/18
53/375.6
- 2009/0020230 A1 * 1/2009 Chang B26B 27/00
156/579
- 2010/0032098 A1 * 2/2010 Lalli B29C 66/91212
156/359

(56) **References Cited**

U.S. PATENT DOCUMENTS

- 2,441,817 A * 5/1948 Huff B29C 65/245
156/579
- 2,579,088 A * 12/1951 Piazza B29C 66/83241
156/579
- 2,844,697 A * 7/1958 Emmerson B23K 3/0307
219/234
- 3,752,017 A * 8/1973 Lloyd B29C 66/8227
81/9.44
- 4,138,308 A * 2/1979 Guenther B29C 65/18
156/433
- D328,750 S * 8/1992 Chou D15/146
- 5,142,123 A * 8/1992 Chou B29C 65/228
219/243
- D338,215 S * 8/1993 Maruyama D15/146
- D365,737 S * 1/1996 Chou D8/30
- D401,950 S * 12/1998 Chou D15/146
- D411,554 S * 6/1999 Lee D15/146
- 6,064,038 A * 5/2000 Chou B29C 66/8161
219/233

(Continued)

Primary Examiner — Patricia A Palasik

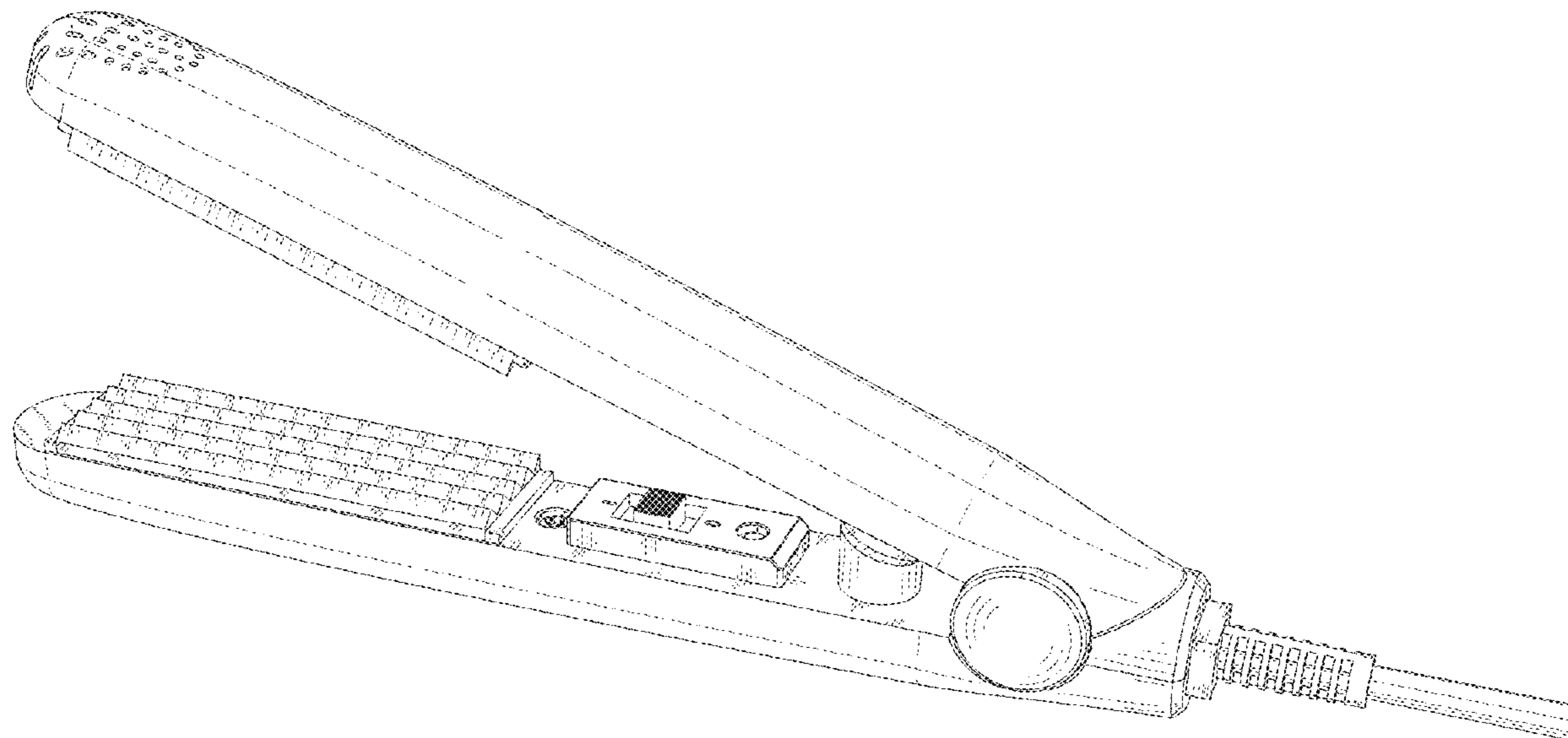
(57) **CLAIM**

The ornamental design for a sealing machine, as shown and described.

DESCRIPTION

FIG. 1 is a perspective view of a sealing machine showing my new design;
FIG. 2 is a front view thereof;
FIG. 3 is a back view thereof;
FIG. 4 is a left side view thereof;
FIG. 5 is a right side view thereof;
FIG. 6 is a top view thereof; and,
FIG. 7 is a bottom view thereof.

1 Claim, 7 Drawing Sheets



(56)

References Cited

U.S. PATENT DOCUMENTS

2010/0116441 A1* 5/2010 Tsai B29C 66/81457
156/583.9

* cited by examiner

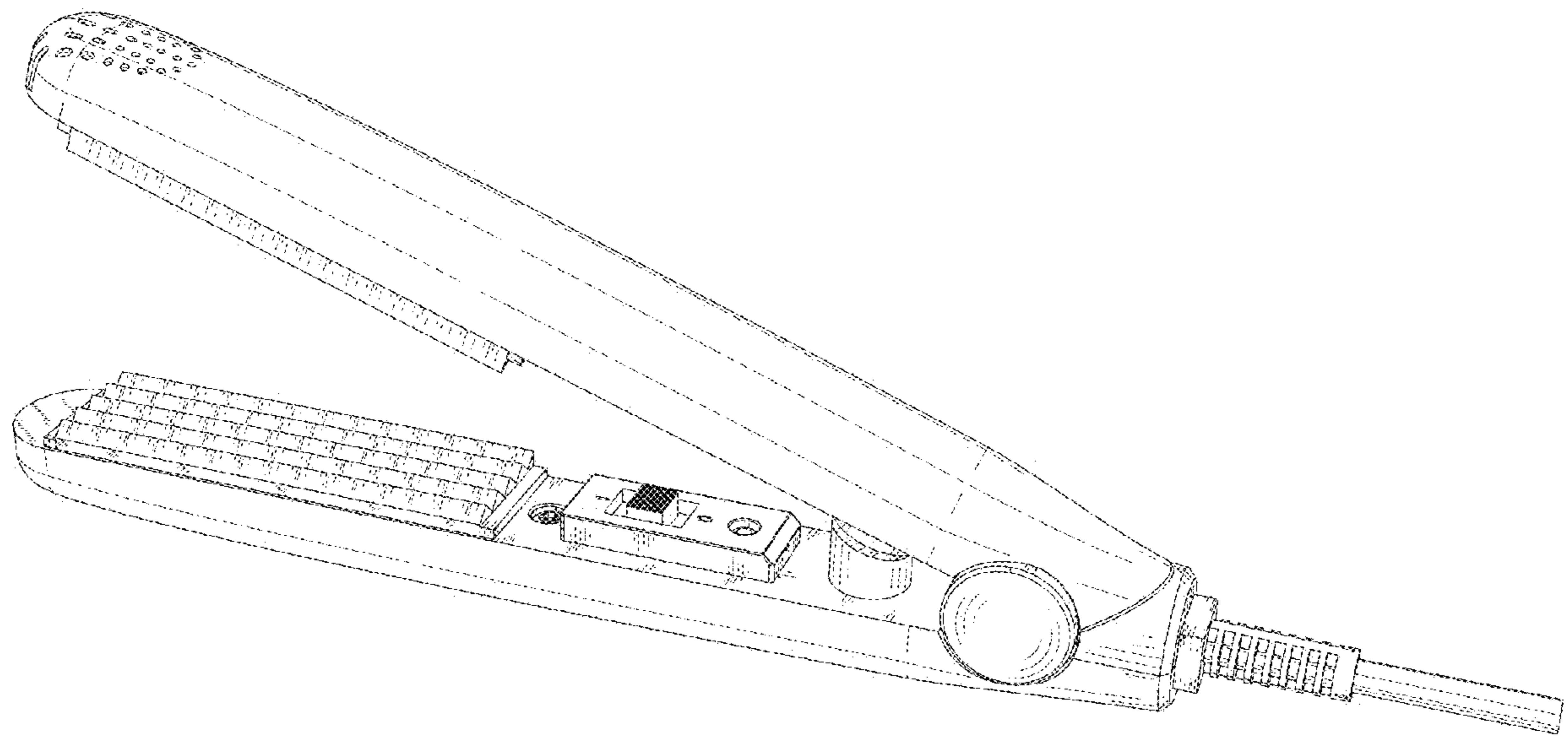


FIG. 1

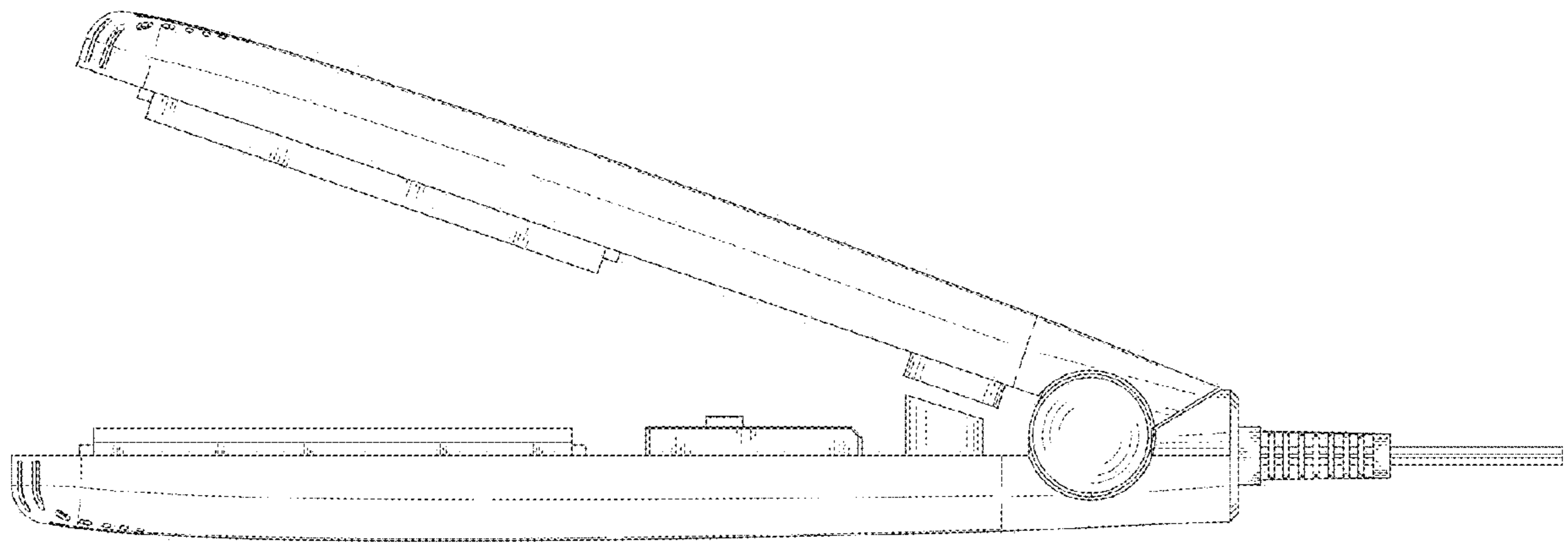


FIG. 2

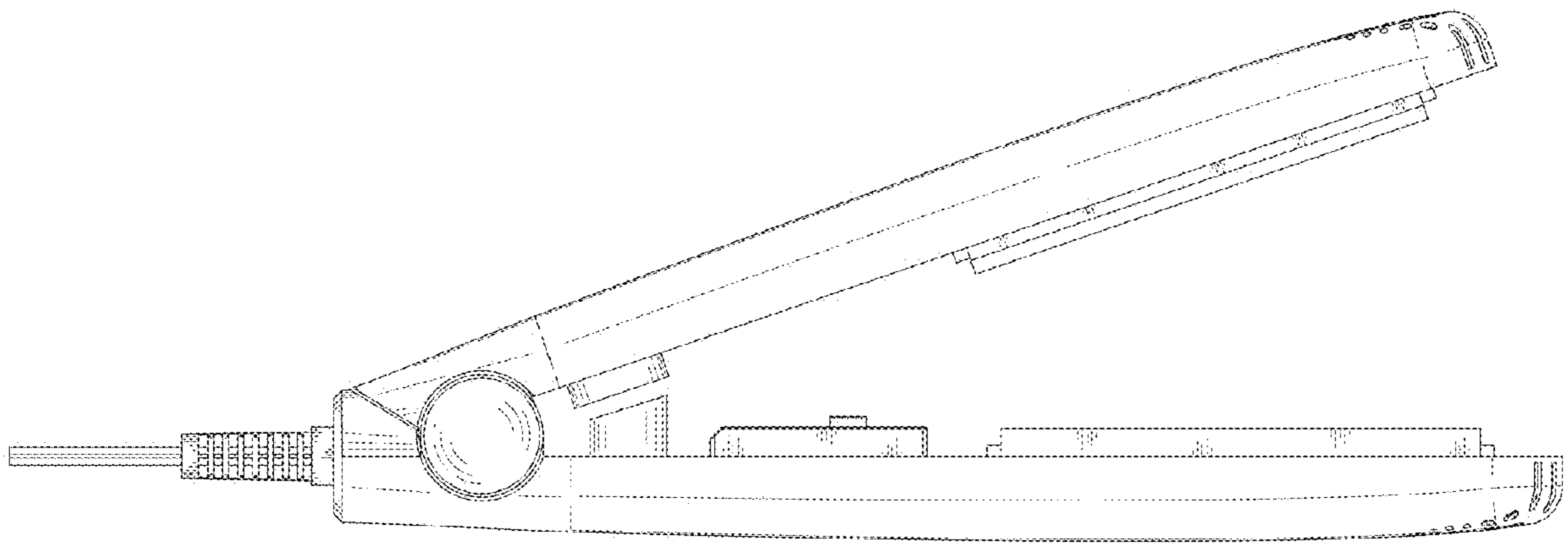


FIG. 3

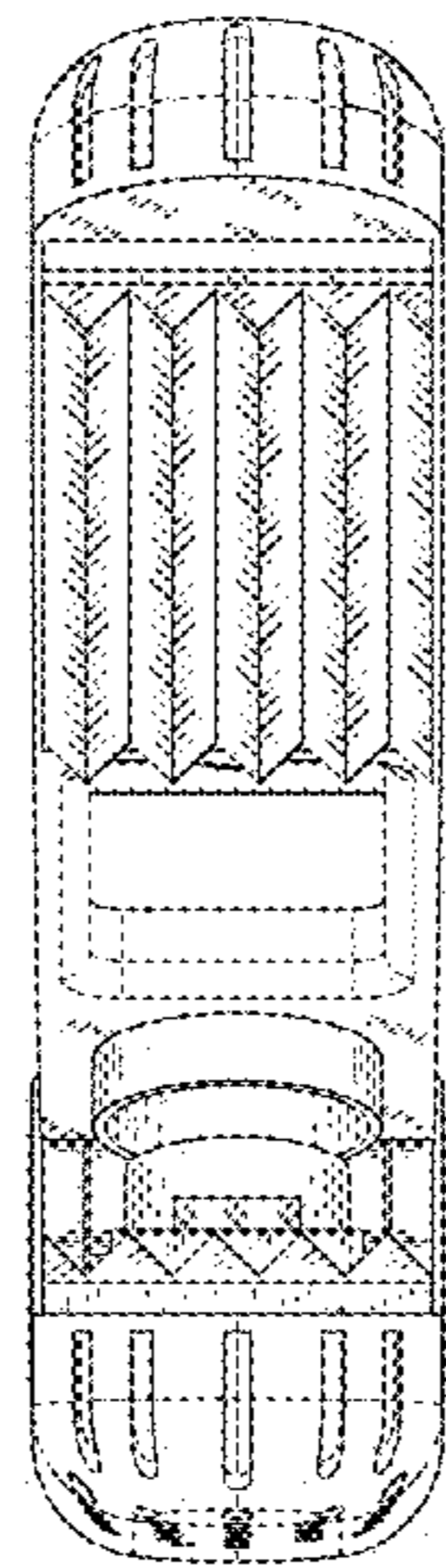


FIG. 4

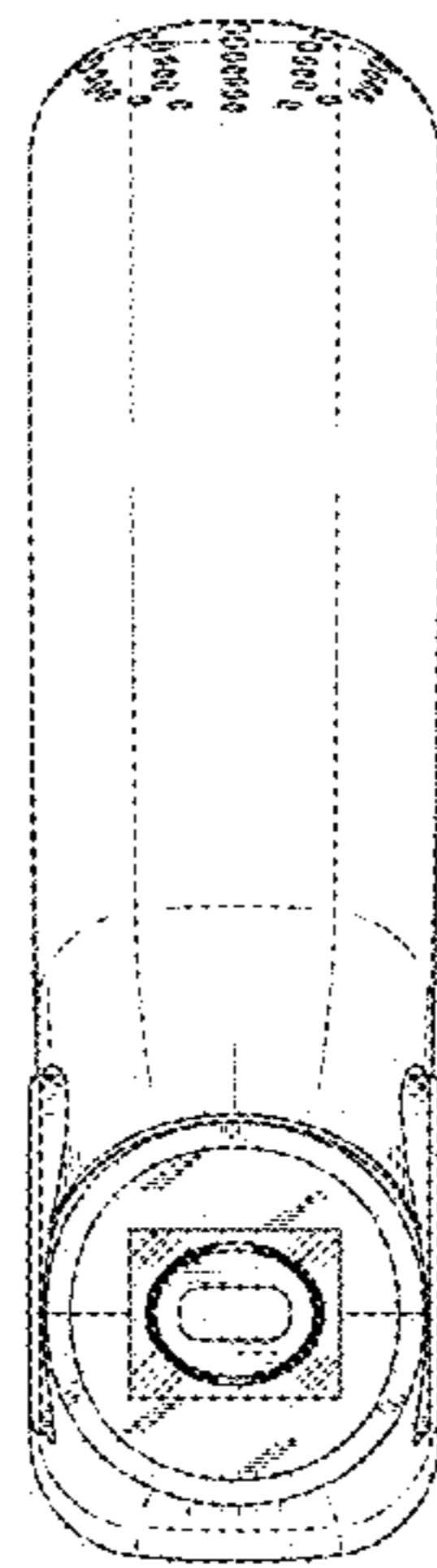


FIG. 5




FIG. 6

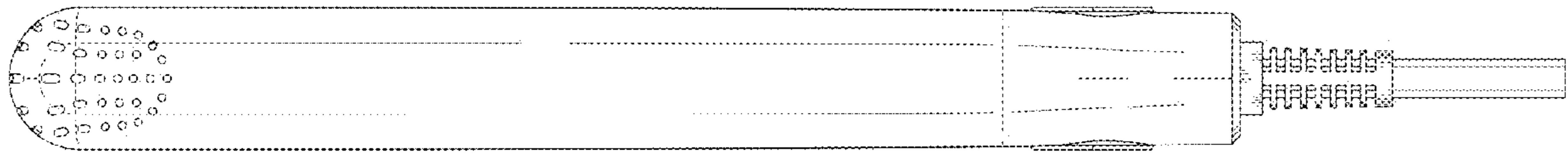


FIG. 7