



US00D939566S

(12) **United States Design Patent** (10) **Patent No.:** **US D939,566 S**  
**Gaiser et al.** (45) **Date of Patent:** **\*\* Dec. 28, 2021**

(54) **DISPLAY SCREEN OR PORTION THEREOF WITH TRANSITIONAL COMPUTER GRAPHICAL INTERFACE THEREON**

(71) Applicant: **Google LLC**, Mountain View, CA (US)

(72) Inventors: **Jonathan Gaiser**, Sunnyvale, CA (US); **Bibo Xu**, San Jose, CA (US); **Andrew Schoneweis**, Sunnyvale, CA (US); **Nayon Kim**, Sunnyvale, CA (US); **Hideaki Matsui**, San Francisco, CA (US); **Kevin Gaunt**, San Francisco, CA (US); **Umanka Hebbar Karkada**, San Mateo, CA (US); **Nicholas Franchi**, San Francisco, CA (US)

(73) Assignee: **GOOGLE LLC**, Mountain View, CA (US)

(\*\*) Term: **15 Years**

(21) Appl. No.: **29/689,870**

(22) Filed: **May 2, 2019**

(51) **LOC (13) Cl.** ..... **14-04**

(52) **U.S. Cl.**  
USPC ..... **D14/487**

(58) **Field of Classification Search**  
USPC ..... 345/1.1, 1.2, 2.1–2.3, 3.1, 902; 715/763, 715/810, 836, 837, 846, 847, 977; D14/485–495

(Continued)

(56) **References Cited**

U.S. PATENT DOCUMENTS

D750,125 S \* 2/2016 Yang ..... D14/488  
D777,183 S \* 1/2017 Chevrier ..... D14/486

(Continued)

Primary Examiner — Cary M Robinson

(74) *Attorney, Agent, or Firm* — Leason Ellis LLP

(57) **CLAIM**

The ornamental design for a display screen or portion thereof with transitional computer graphical interface thereon, as shown and described.

**DESCRIPTION**

FIG. 1 is a front view of a display screen or portion thereof with transitional computer graphical interface thereon showing a first image in a sequence according to a first embodiment of the claimed design;

FIG. 2 is a front view of a second image in the sequence thereof;

FIG. 3 is a front view of a third image in the sequence thereof;

FIG. 4 is a front view of a fourth in the sequence thereof;

FIG. 5 is a front view of a display screen or portion thereof with transitional computer graphical interface thereon showing a first image in a sequence according to a second embodiment of the claimed design;

FIG. 6 is a front view of a second image in the sequence thereof;

FIG. 7 is a front view of a third image in the sequence thereof;

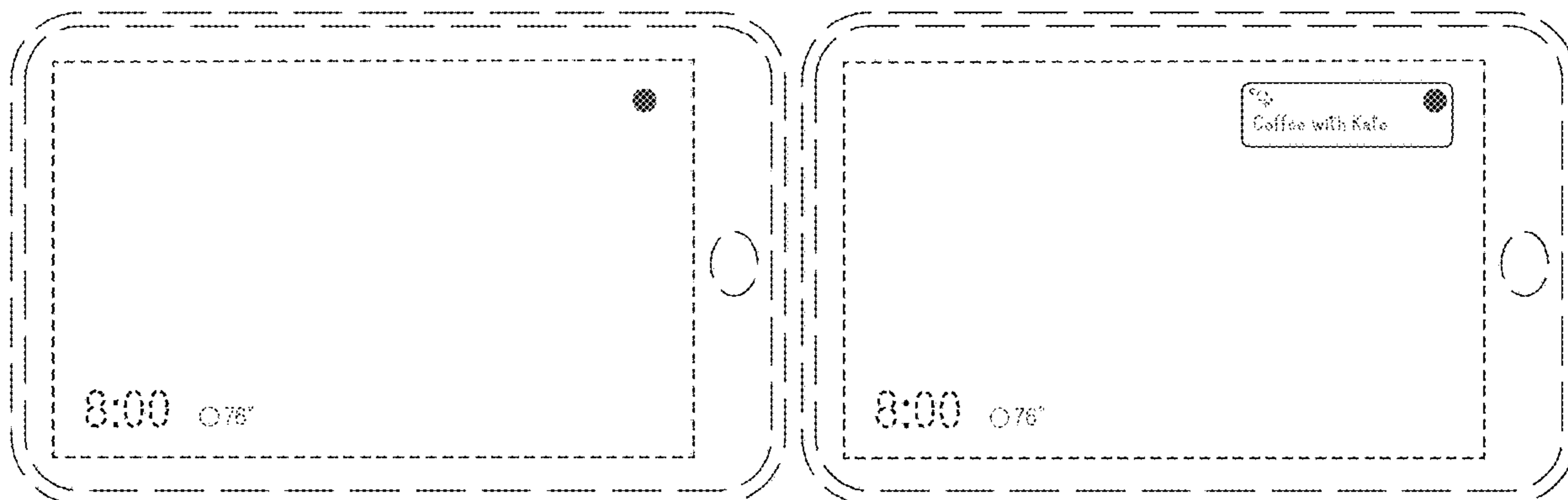
FIG. 8 is a front view of a fourth in the sequence thereof; and,

FIG. 9 is a front view of a fifth image in the sequence thereof.

The appearance of the transition is sequential from FIG. 1 to FIG. 4 in the first embodiment, and from FIG. 5 to FIG. 9 in the second embodiment. The process or period in which an image transitions to another image forms no part of the claimed design.

The longer-incremented broken-lines showing an electronic device and the broken lines showing a display screen boundary are portions of an article of manufacture that are excluded from being part of the claimed design. The closely spaced broken line showing of text, numbers and symbols illustrate portions of the transitional computer graphical interface and form no part of the claimed design.

**1 Claim, 5 Drawing Sheets**



(58) **Field of Classification Search**

CPC ..... B60K 37/00; G06F 3/048-04897; G06F  
3/013; G06F 3/017; G06F 3/165; G06F  
3/197; G06F 17/212; G06T 13/80; G06T  
15/02; G06Q 10/10; H04M 1/0277;  
H04M 1/0202; H04M 1/02; H04M  
1/6075; H04M 3/567; H04M 1/2477;  
H04M 1/26; H04M 1/274582; H04L  
12/581; H04L 12/813; H04L 12/1813;  
H04N 7/16

See application file for complete search history.

(56) **References Cited**

U.S. PATENT DOCUMENTS

D789,405	S *	6/2017	Faulkner	.....	D14/487
D791,786	S *	7/2017	Chaudhri	.....	D14/485
D797,798	S *	9/2017	Sato	.....	D14/491
D813,900	S *	3/2018	Karunamuni	.....	D14/487
D826,240	S *	8/2018	Andrizzi	.....	D14/485
10,263,802	B2 *	4/2019	Burns	.....	H04L 12/282
D895,658	S *	9/2020	Robinson	.....	D14/486
D901,537	S *	11/2020	Anzures	.....	D14/489
D915,424	S *	4/2021	Elgena	.....	D14/485
2014/0215410	A1 *	7/2014	Fleizach	.....	G06F 3/04883 715/863
2014/0283142	A1 *	9/2014	Shepherd	.....	G06F 21/6245 726/30

\* cited by examiner




Fig. 1



Fig. 2

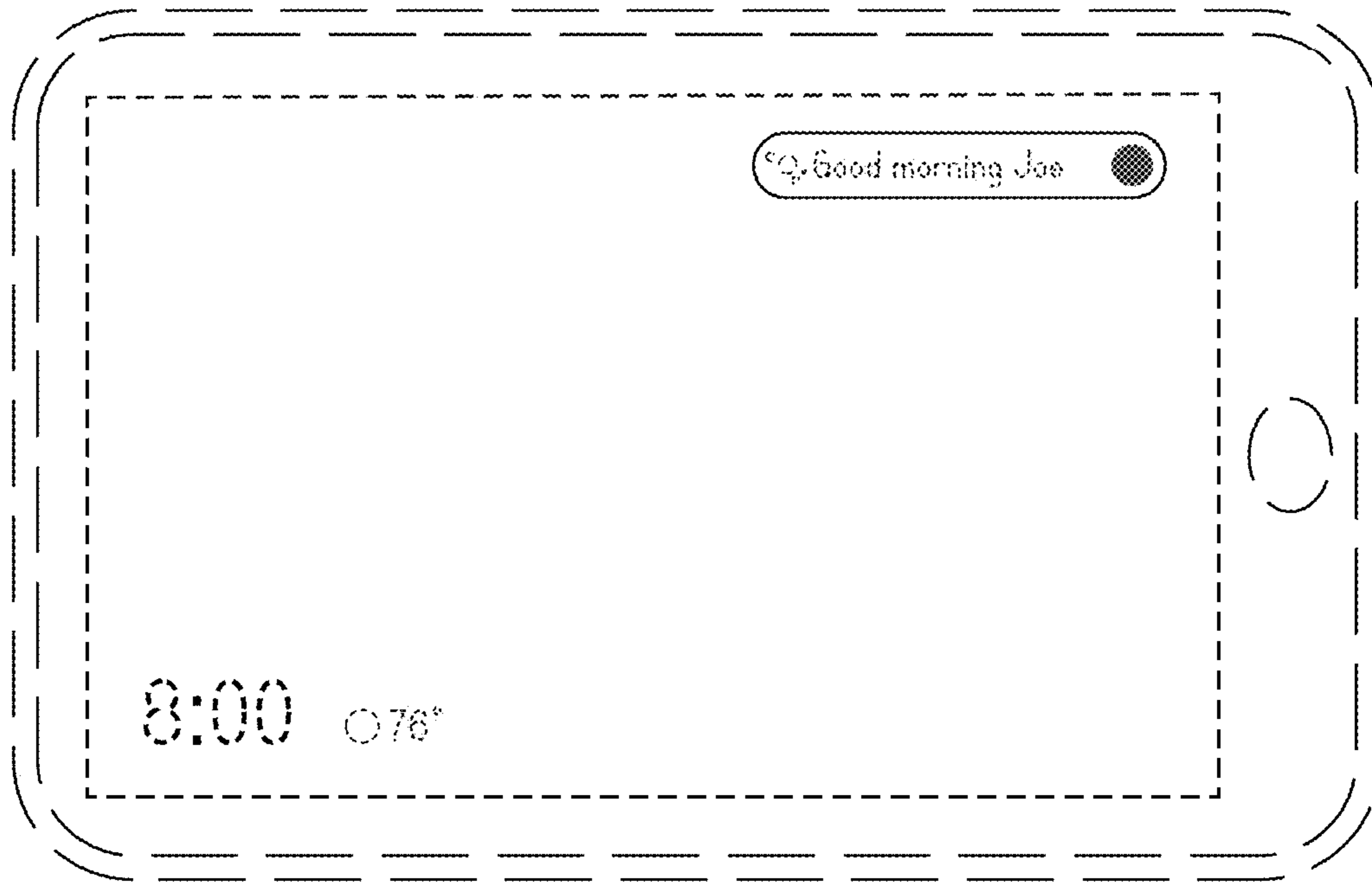


Fig. 3



Fig. 4



Fig. 5



Fig. 6

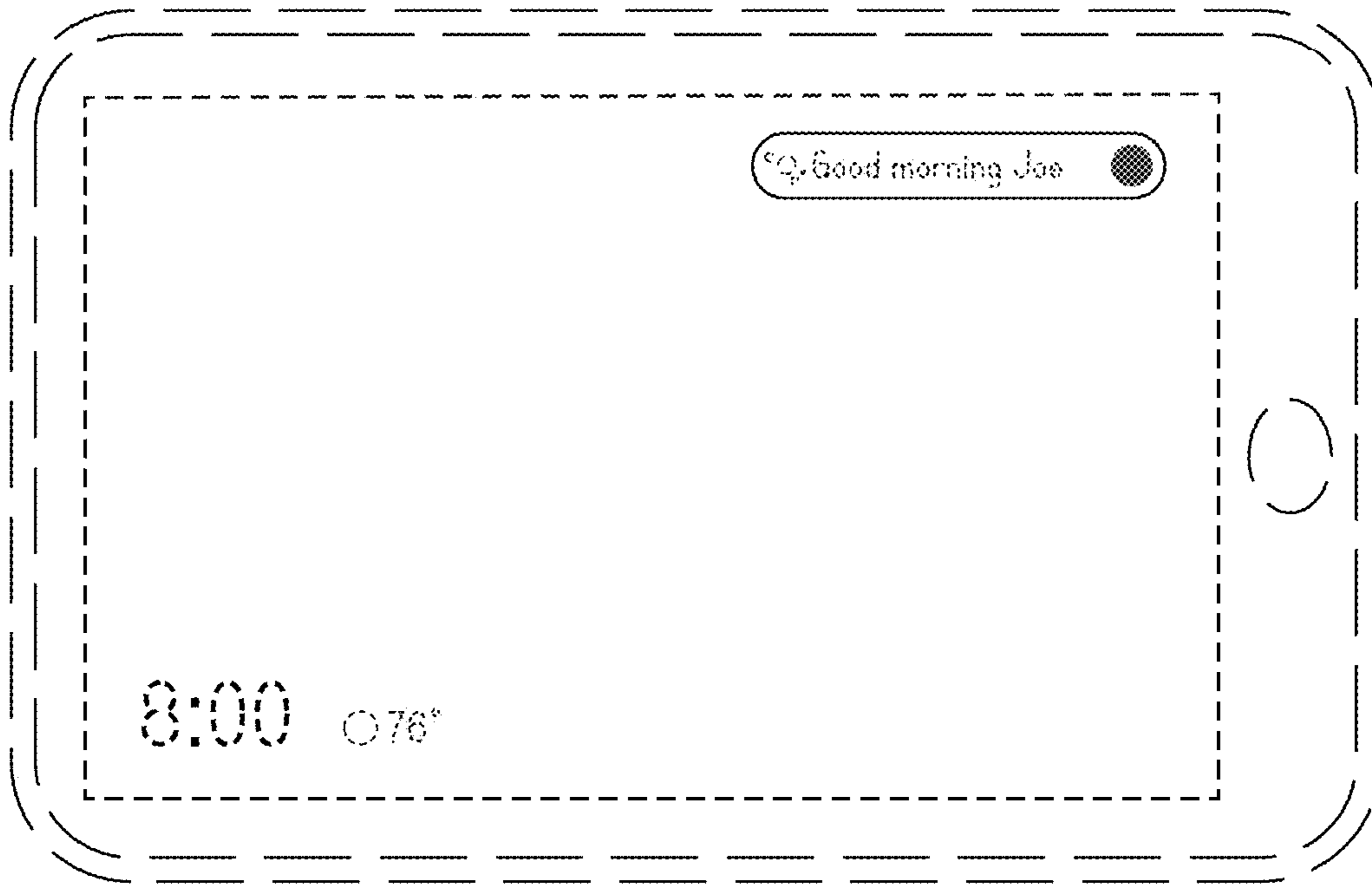


Fig. 7



Fig. 8



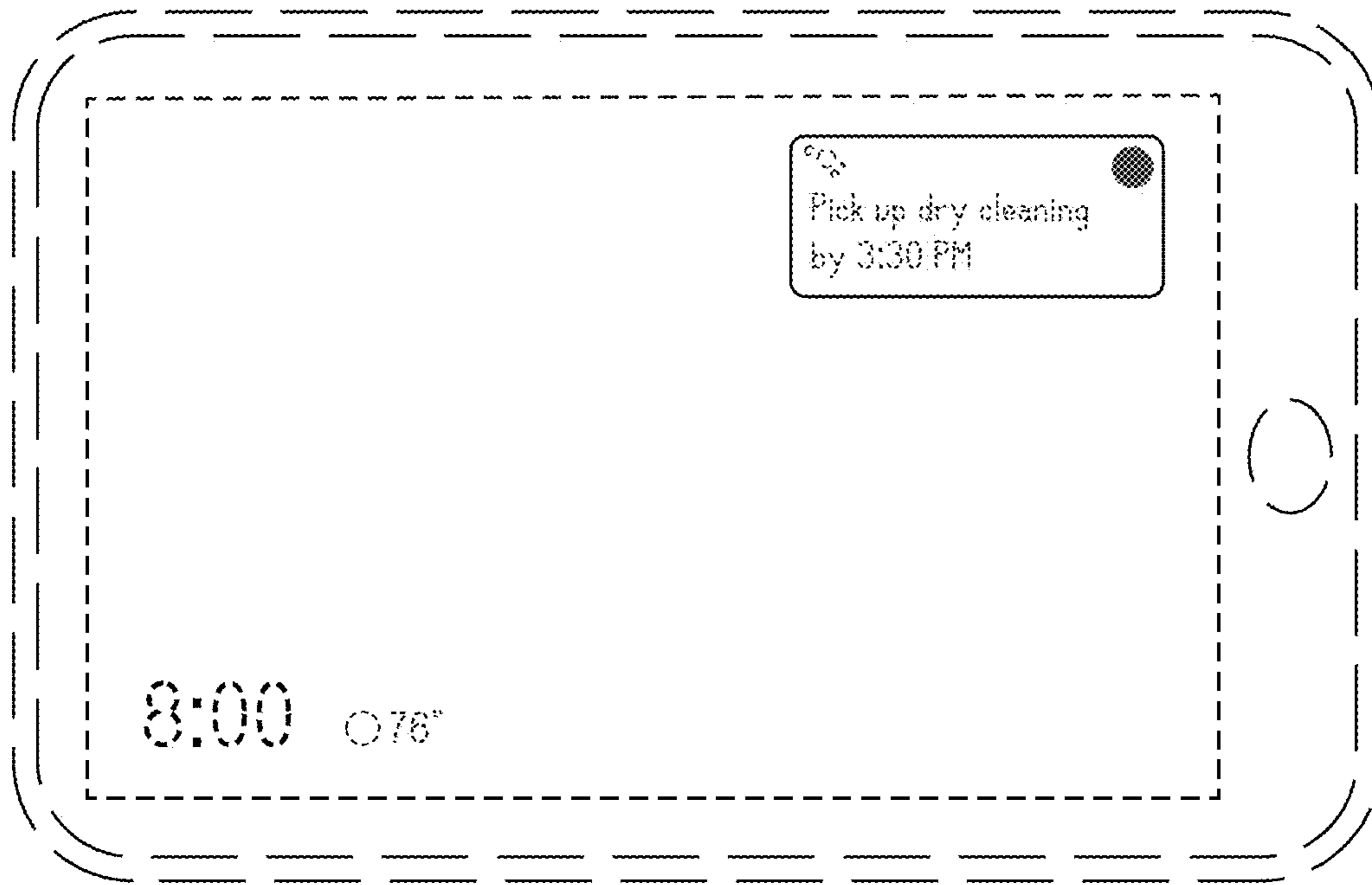


Fig. 9