



US00D939558S

(12) **United States Design Patent** (10) **Patent No.:** **US D939,558 S**  
**De Cock et al.** (45) **Date of Patent:** **\*\* Dec. 28, 2021**

(54) **DISPLAY SCREEN OR PORTION THEREOF WITH ANIMATED GRAPHICAL USER INTERFACE**

(71) Applicant: **STRIPE, INC.**, San Francisco, CA (US)

(72) Inventors: **Benjamin De Cock**, Emines (BE);  
**Michael Villar**, San Francisco, CA (US)

(73) Assignee: **Stripe, Inc.**, San Francisco, CA (US)

(\*\*) Term: **15 Years**

(21) Appl. No.: **29/745,567**

(22) Filed: **Aug. 6, 2020**

(51) **LOC (13) Cl.** ..... **14-04**

(52) **U.S. Cl.**  
 USPC ..... **D14/486**

(58) **Field of Classification Search**  
 USPC ..... 345/1.1, 1.2, 2.1–2.3, 3.1, 902; 715/763, 715/810, 836, 837, 846, 847, 977; D14/485–495  
 CPC ..... B60K 37/00; G06F 3/048–04897; G06F 3/013; G06F 3/017; G06F 3/165; G06F 3/197; G06F 17/212; G06T 13/80; G06T 15/02; G06Q 10/10; H04M 1/0277; H04M 1/0202; H04M 1/02; H04M 1/6075; H04M 3/567; H04M 1/2477; H04M 1/26; H04M 1/274582; H04L 12/581; H04L 12/813; H04L 12/1813; H04N 7/16

See application file for complete search history.

(56) **References Cited**

U.S. PATENT DOCUMENTS

D615,989 S \* 5/2010 Chaudhri ..... D14/488  
 D648,345 S \* 11/2011 Arnold ..... D14/486  
 D654,504 S \* 2/2012 Pearson ..... D14/486

D687,448 S \* 8/2013 Arnold ..... D14/485  
 D689,510 S \* 9/2013 Rodrigues ..... D14/486  
 D750,118 S \* 2/2016 Shoji ..... D14/486  
 D754,162 S \* 4/2016 Nadiadi ..... D14/486  
 D759,088 S \* 6/2016 Shih ..... D14/488  
 D771,668 S \* 11/2016 Gomez ..... D14/486  
 D775,648 S \* 1/2017 Snell ..... D14/486  
 D784,369 S \* 4/2017 Kuhn ..... D14/485  
 D791,830 S \* 7/2017 Szeto ..... D14/493  
 D800,755 S \* 10/2017 De Cock ..... D14/486  
 D805,099 S \* 12/2017 Anzures ..... D14/488  
 D807,387 S \* 1/2018 Cho ..... D14/486  
 D813,890 S \* 3/2018 Pitman ..... D14/486

(Continued)

*Primary Examiner* — Cary M Robinson

(74) *Attorney, Agent, or Firm* — Womble Bond Dickinson (US) LLP

(57) **CLAIM**

We claim the ornamental design for a display screen or portion thereof with animated graphical user interface, as shown and described.

**DESCRIPTION**

FIG. 1 is a front view of a display screen or portion thereof with animated graphical user interface showing a first image of our new design;

FIG. 2 is a second image thereof;

FIG. 3 is a third image thereof;

FIG. 4 is a fourth image thereof;

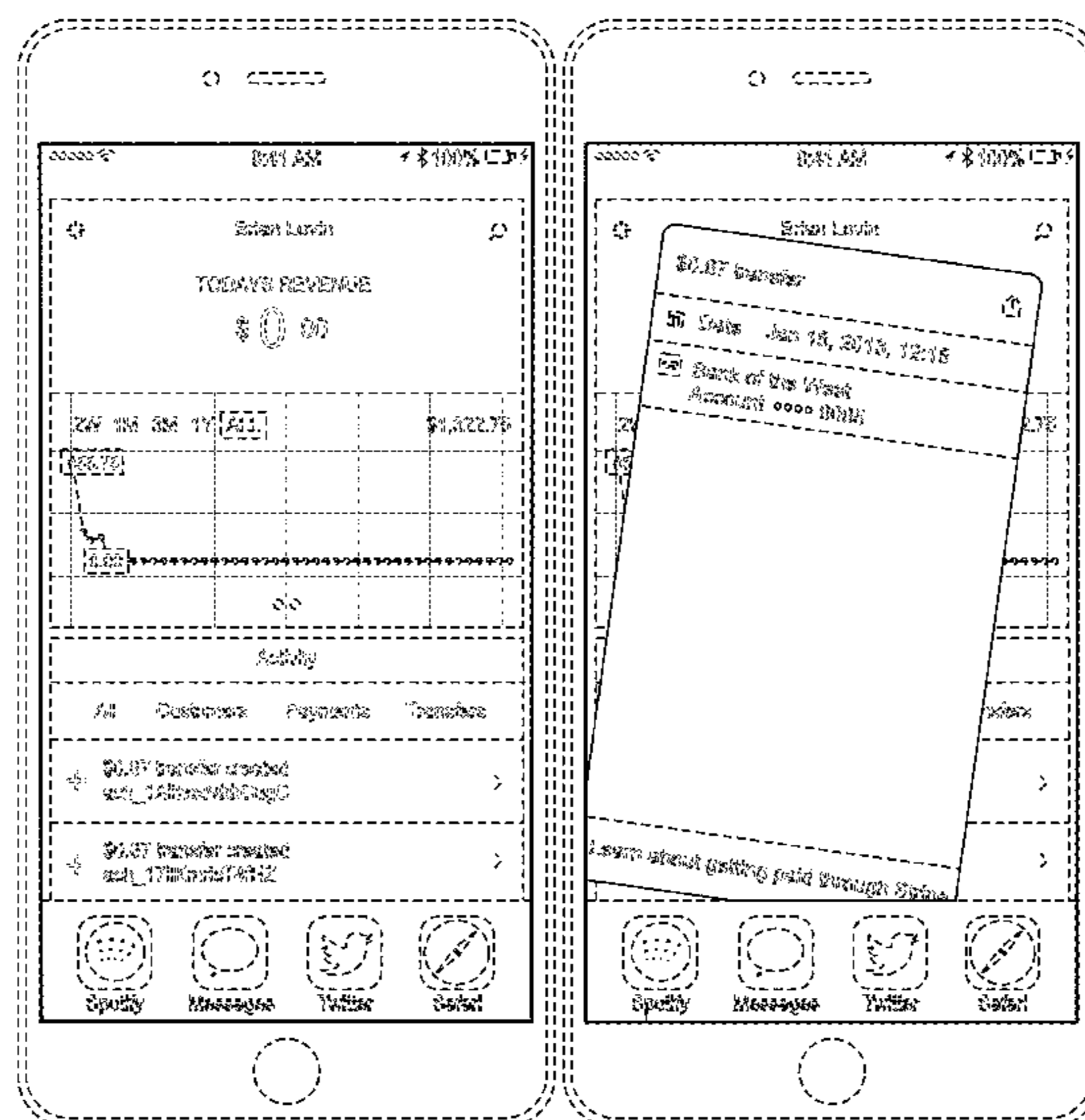
FIG. 5 is a fifth image thereof; and,

FIG. 6 is a sixth image thereof.

The outer broken lines illustrate an electronic device and display screen, and the remaining broken lines illustrate portions of animated graphical user interface. None of the broken lines form part of the claimed design.

The appearance of the animated images sequentially transitions between the images shown in FIGS. 1-6. The process or period in which one image transitions to another image forms no part of the claimed design.

**1 Claim, 6 Drawing Sheets**



(56)

**References Cited**

U.S. PATENT DOCUMENTS

D821,412 S *	6/2018	Diament .....	D14/485
D839,287 S *	1/2019	Hersh .....	D14/486
D857,710 S *	8/2019	Kim .....	D14/485
2009/0007018 A1 *	1/2009	Ikeda .....	G06F 16/54 715/838
2010/0125874 A1 *	5/2010	Ahn .....	H04N 21/4343 725/41

\* cited by examiner

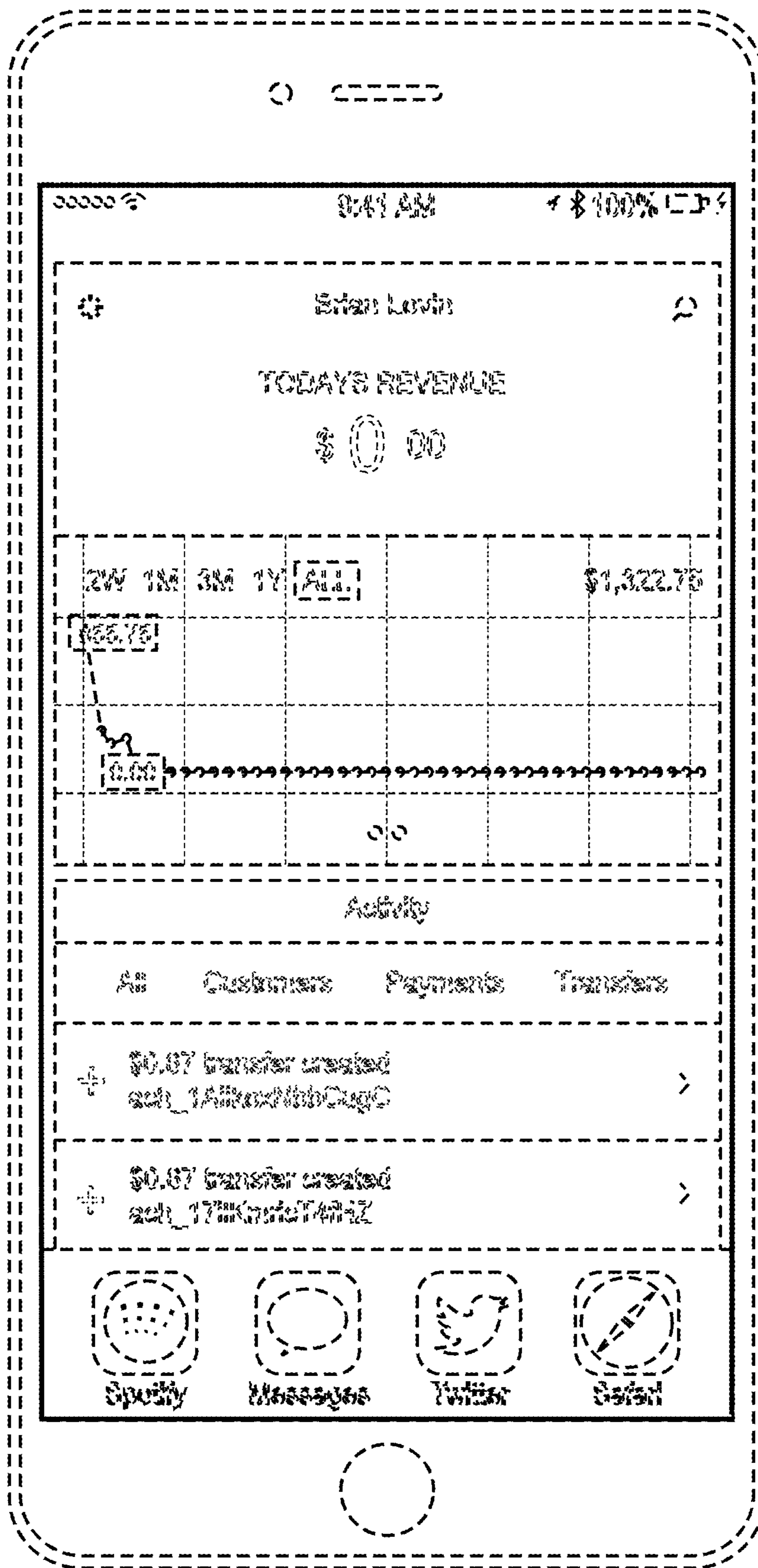


FIG. 1

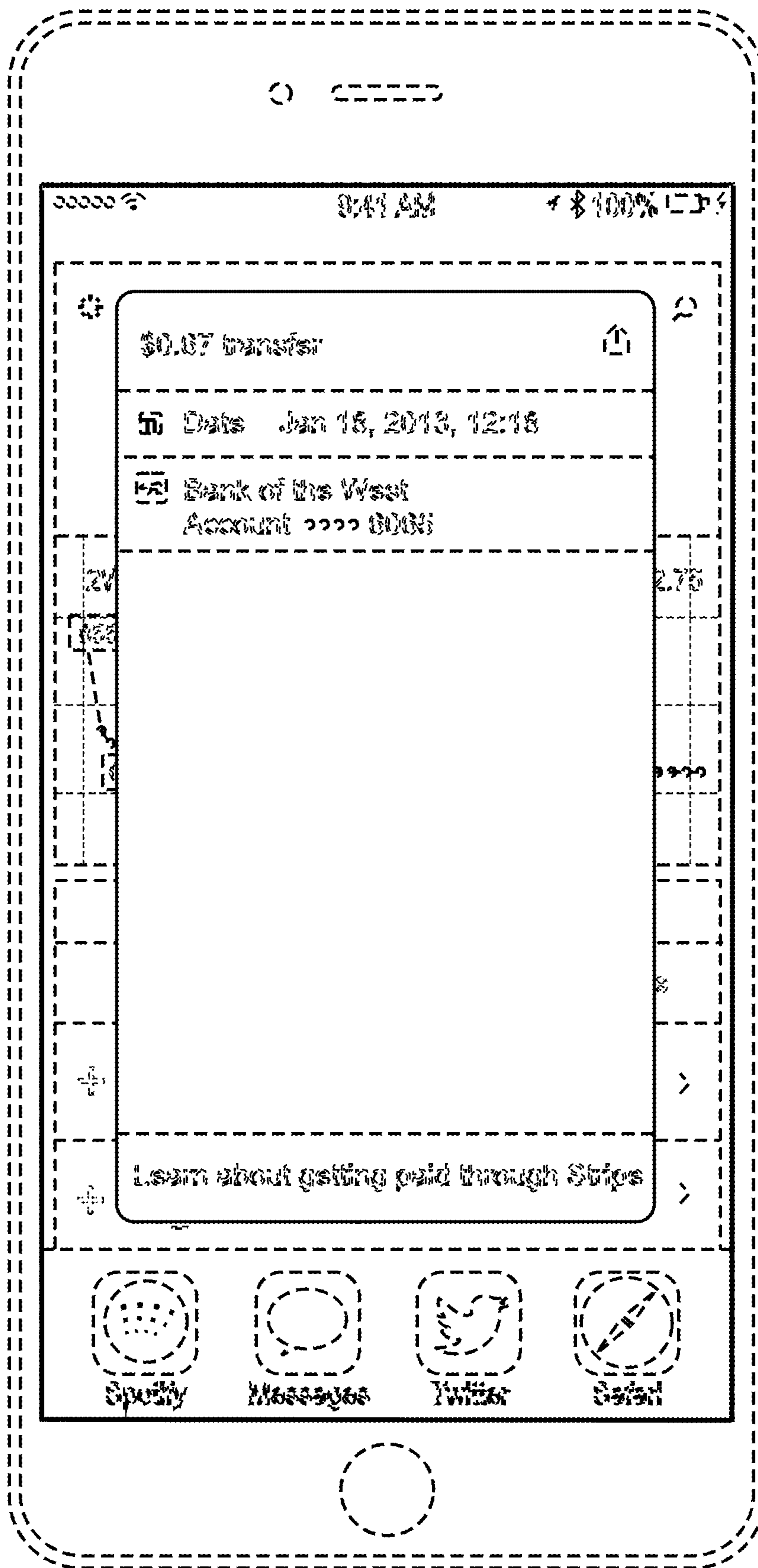


FIG. 2

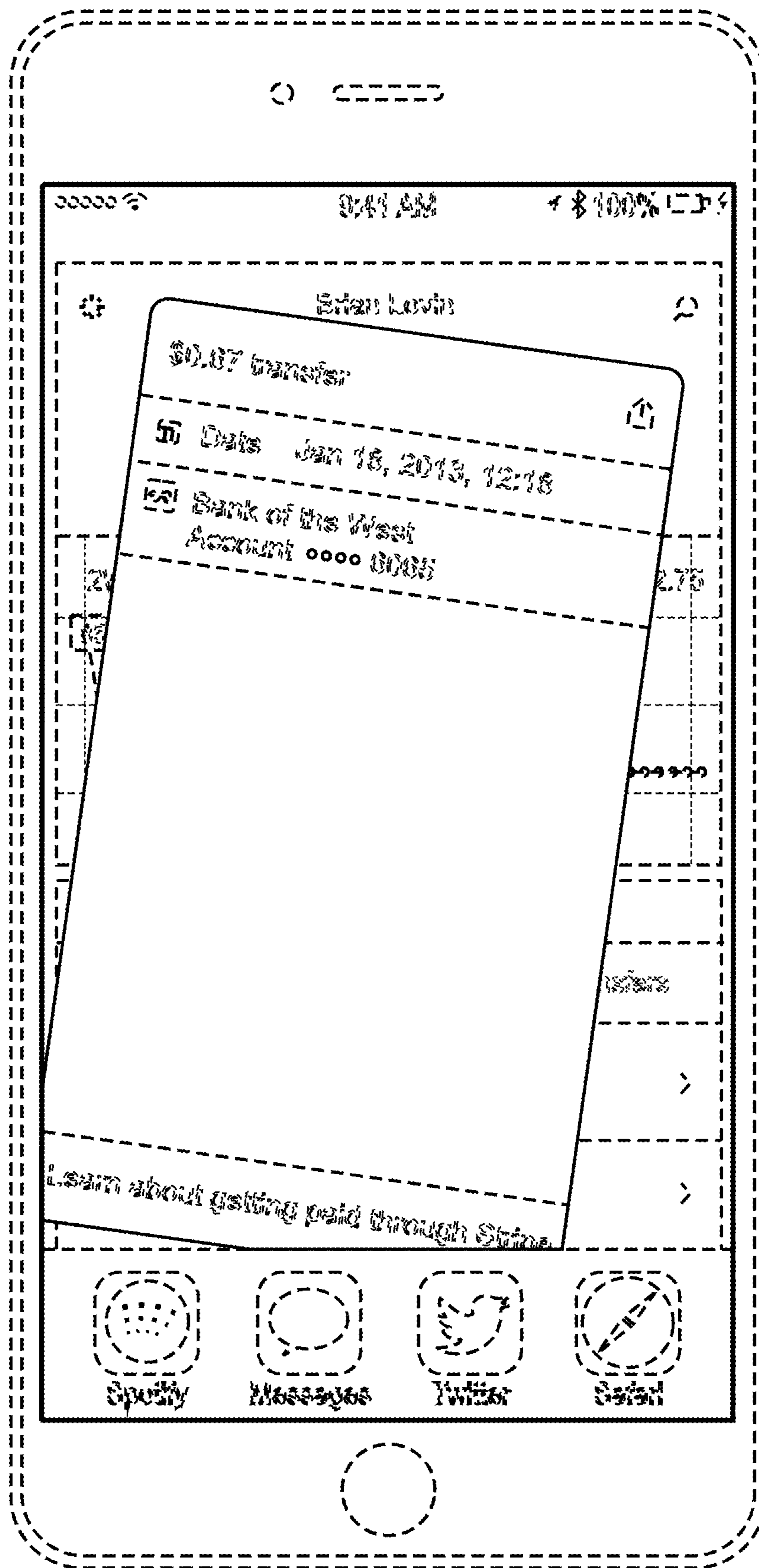


FIG. 3

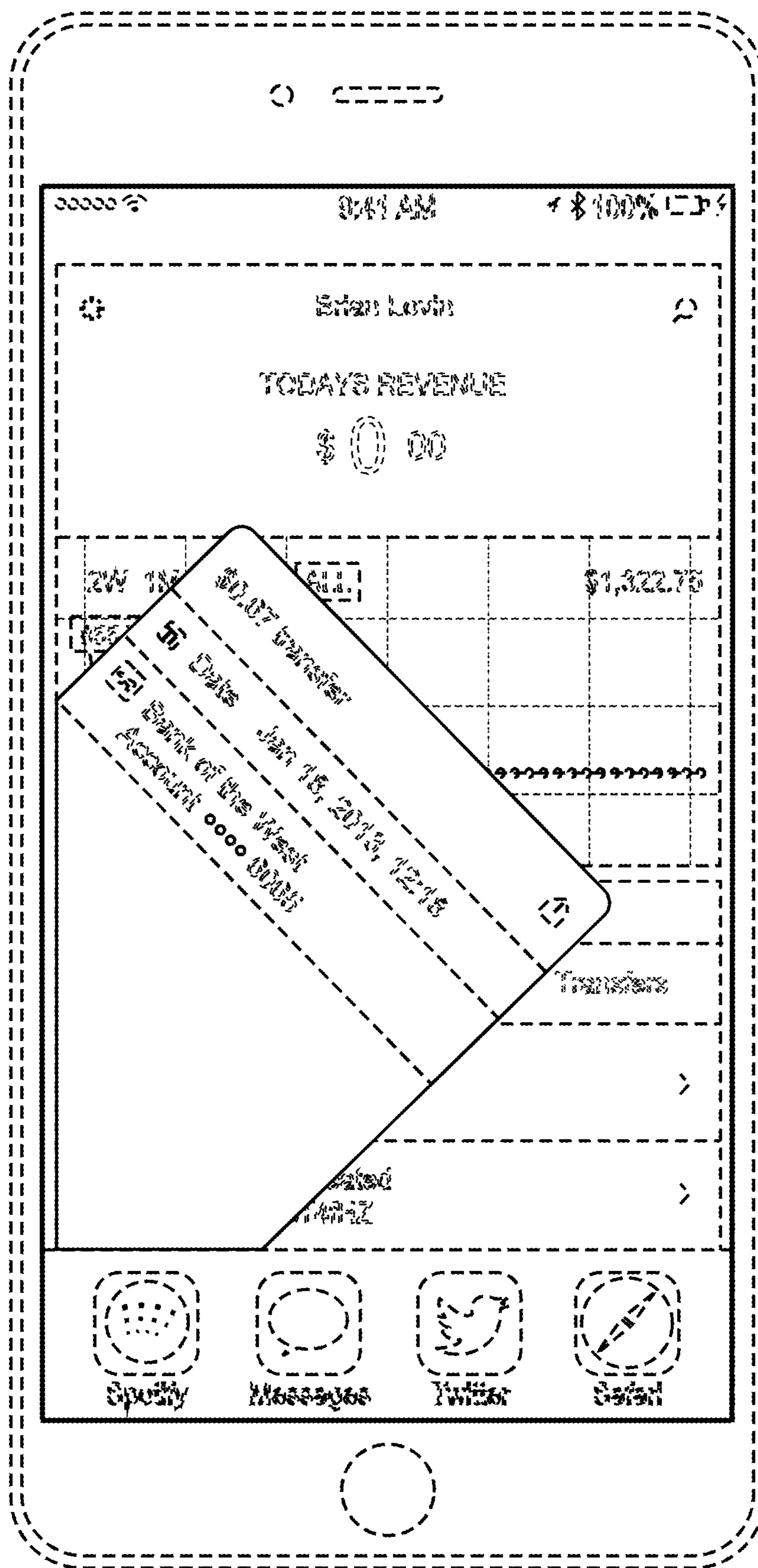


FIG. 4

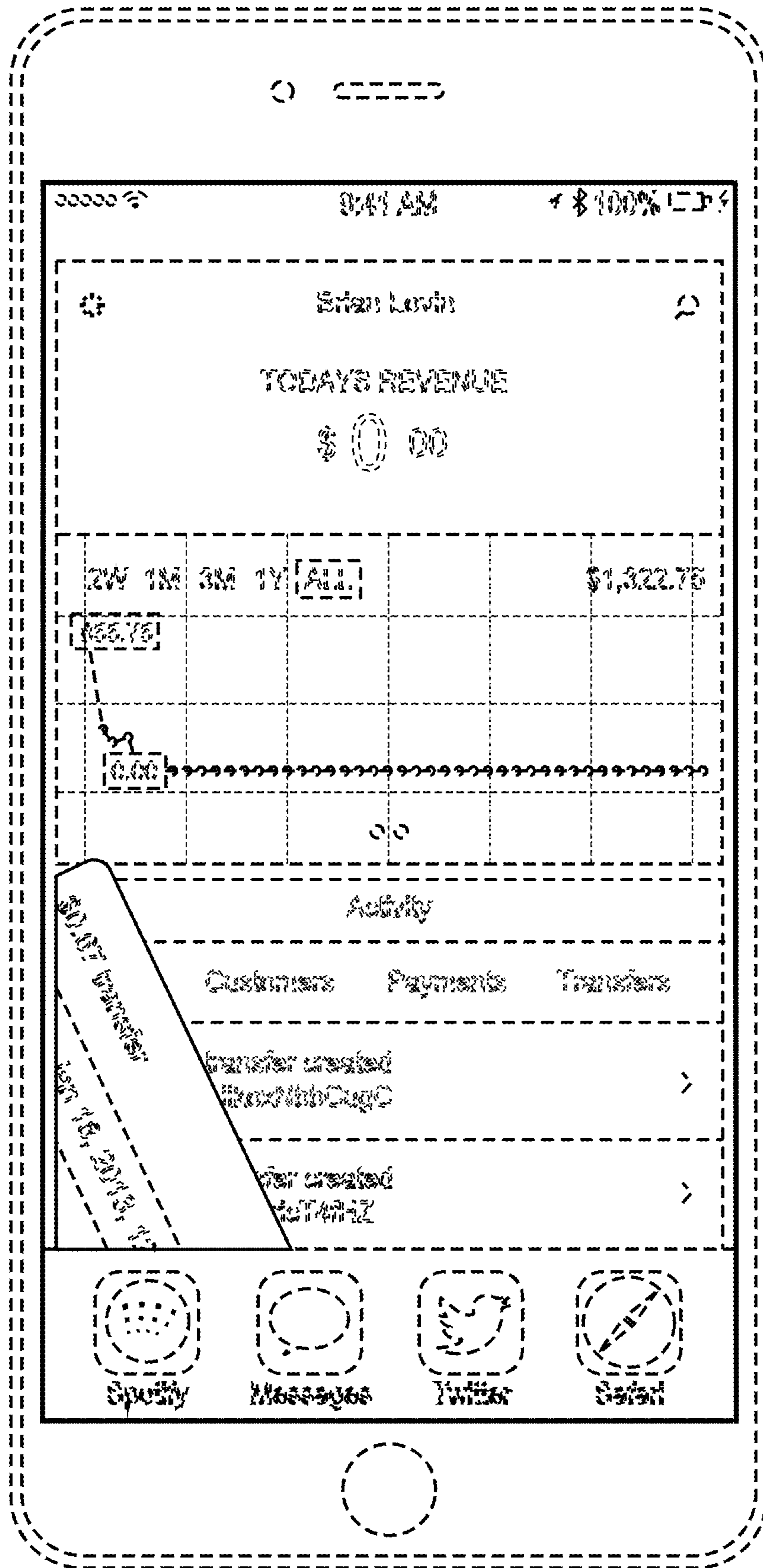


FIG. 5

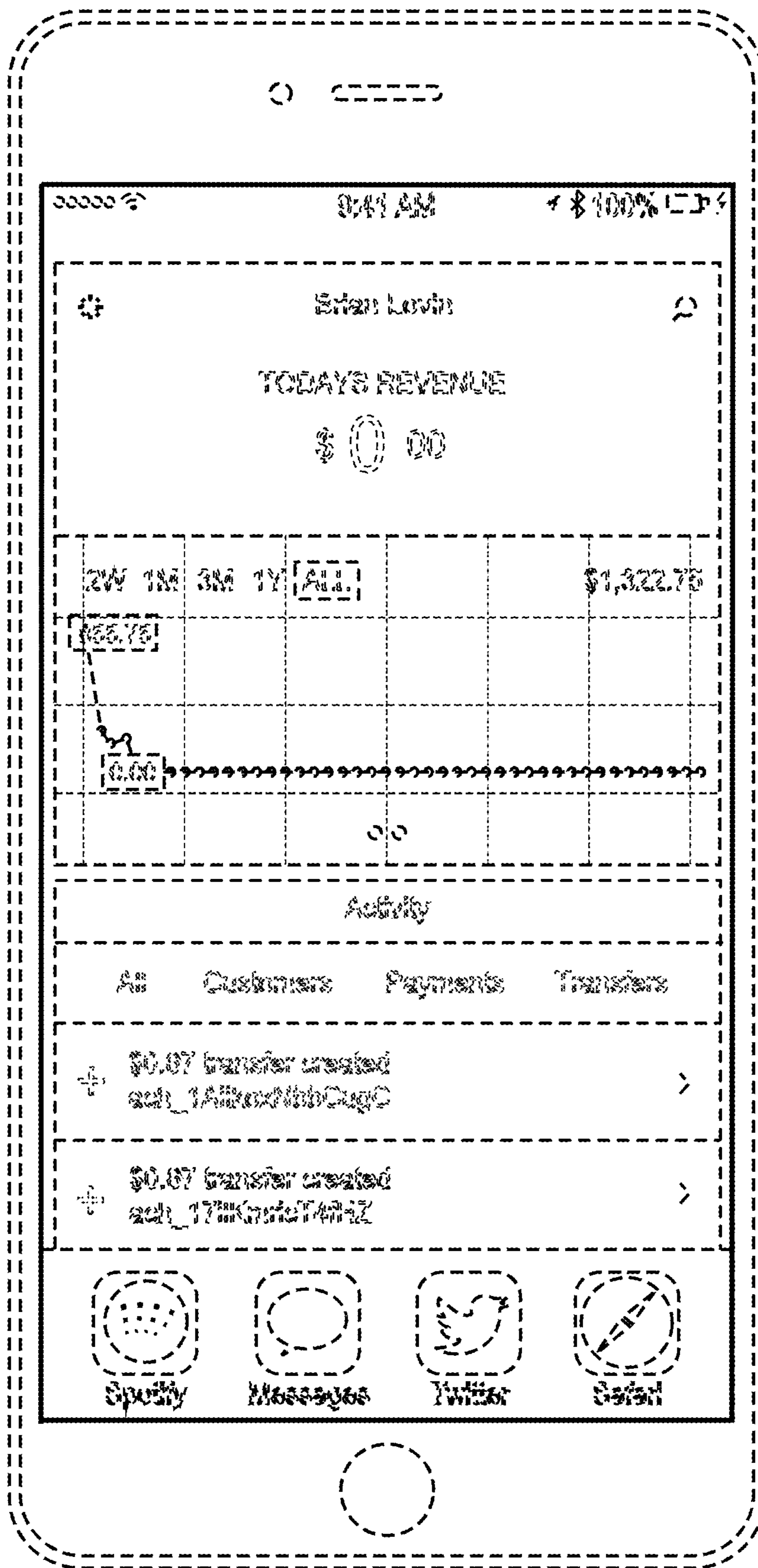


FIG. 6