



US00D939537S

(12) **United States Design Patent** (10) **Patent No.:** **US D939,537 S**  
**Cook et al.** (45) **Date of Patent:** **\*\* Dec. 28, 2021**

(54) **DISPLAY SCREEN OR PORTION THEREOF WITH A GRAPHICAL USER INTERFACE FOR A COMMUNICATIONS TERMINAL**

(71) Applicants: **Joseph R. Cook**, Parkland, FL (US);  
**Kristin E. Cook**, Parkland, FL (US)

(72) Inventors: **Joseph R. Cook**, Parkland, FL (US);  
**Kristin E. Cook**, Parkland, FL (US)

(\*\*) Term: **15 Years**

(21) Appl. No.: **29/612,296**

(22) Filed: **Jul. 31, 2017**

(51) **LOC (13) Cl.** ..... **14-04**

(52) **U.S. Cl.**  
USPC ..... **D14/486**

(58) **Field of Classification Search**  
USPC ..... D14/485-495  
CPC .... G06F 3/048; G06F 3/0481; G06F 3/04812;  
G06F 3/04815; G06F 3/04817; G06F 3/0482;  
G06F 3/0483; G06F 3/0484;  
G06F 3/04842; G06F 3/04845  
See application file for complete search history.

(56) **References Cited**

**U.S. PATENT DOCUMENTS**

D784,368 S *	4/2017	Mitti	.....	D14/485
D788,148 S *	5/2017	Yao	.....	D14/486
D788,150 S *	5/2017	Yao	.....	D14/486
D788,789 S *	6/2017	Pickering	.....	D14/485
D789,945 S *	6/2017	Chang	.....	D14/485

D797,767 S *	9/2017	Esselstrom	.....	D14/485
D833,462 S *	11/2018	Dahlen	.....	D14/485
D835,631 S *	12/2018	Yepez	.....	D14/485
D835,636 S *	12/2018	Yao	.....	D14/485
D838,737 S *	1/2019	Martin	.....	D14/486
D841,686 S *	2/2019	Kim	.....	D14/488
D845,965 S *	4/2019	Kim	.....	D14/485
D847,158 S *	4/2019	Yao	.....	D14/485
D847,824 S *	5/2019	Toth	.....	D14/485
D849,016 S *	5/2019	Pickering	.....	D14/485
D853,436 S *	7/2019	Lassner	.....	D14/488

\* cited by examiner

*Primary Examiner* — Bao-Yen T Nguyen

(74) *Attorney, Agent, or Firm* — Kevin P. Crosby; Rubin & Rubin

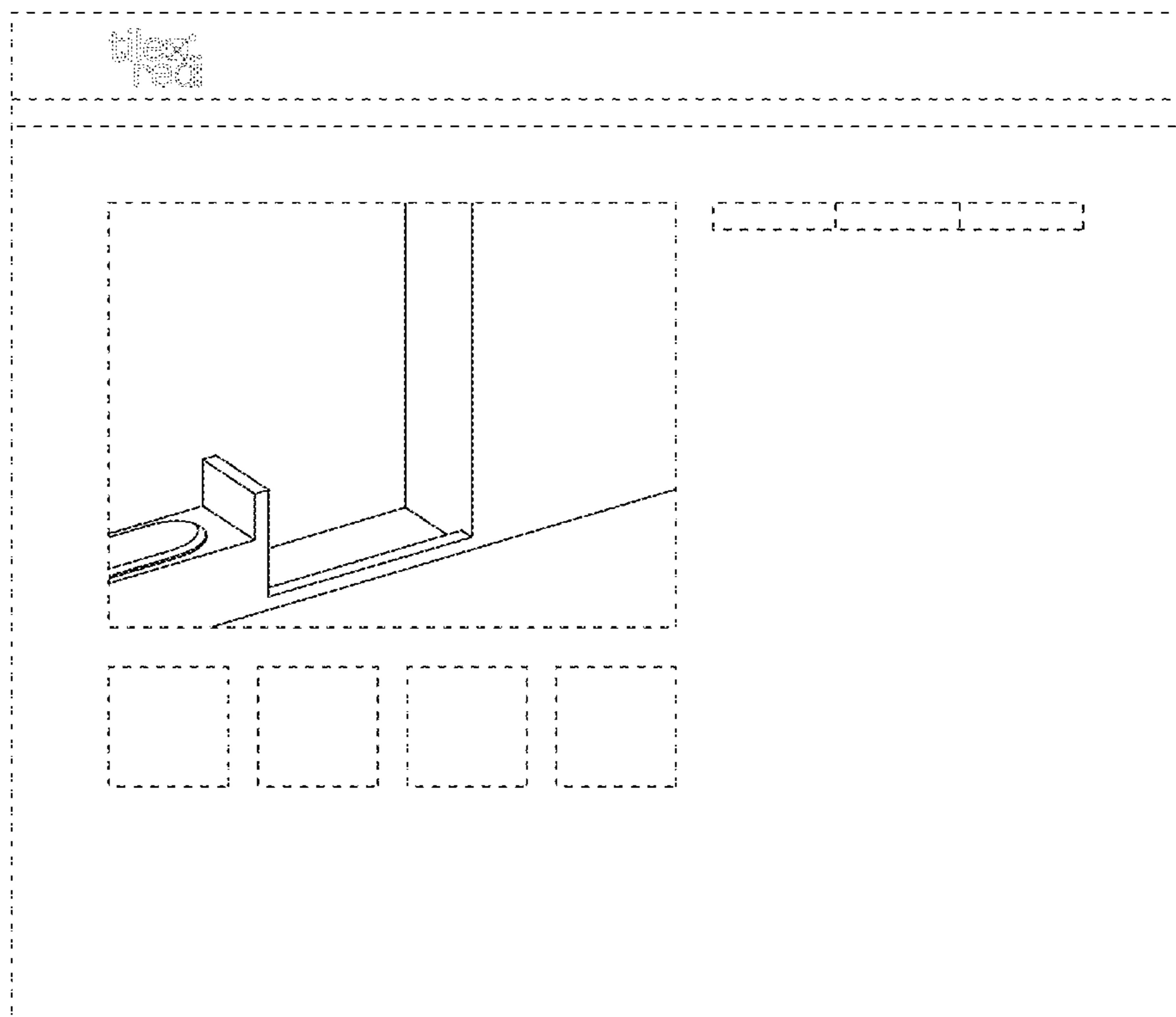
(57) **CLAIM**

The ornamental design for a display screen or portion thereof with a graphical user interface for a communications terminal, as shown and described.

**DESCRIPTION**

FIG. 1 is a front view of a first embodiment of a display screen or portion thereof with a graphical user interface showing the new design;  
FIG. 2 is a front view of a second embodiment thereof;  
FIG. 3 is a front view of a third embodiment thereof; and,  
FIG. 4 is a front view of a fourth embodiment thereof.  
The broken lines illustrate the display screen or portion thereof and form no part of the claimed design. The broken lines illustrate portions of the graphical user interface and form no part of the claimed design.

**1 Claim, 4 Drawing Sheets**



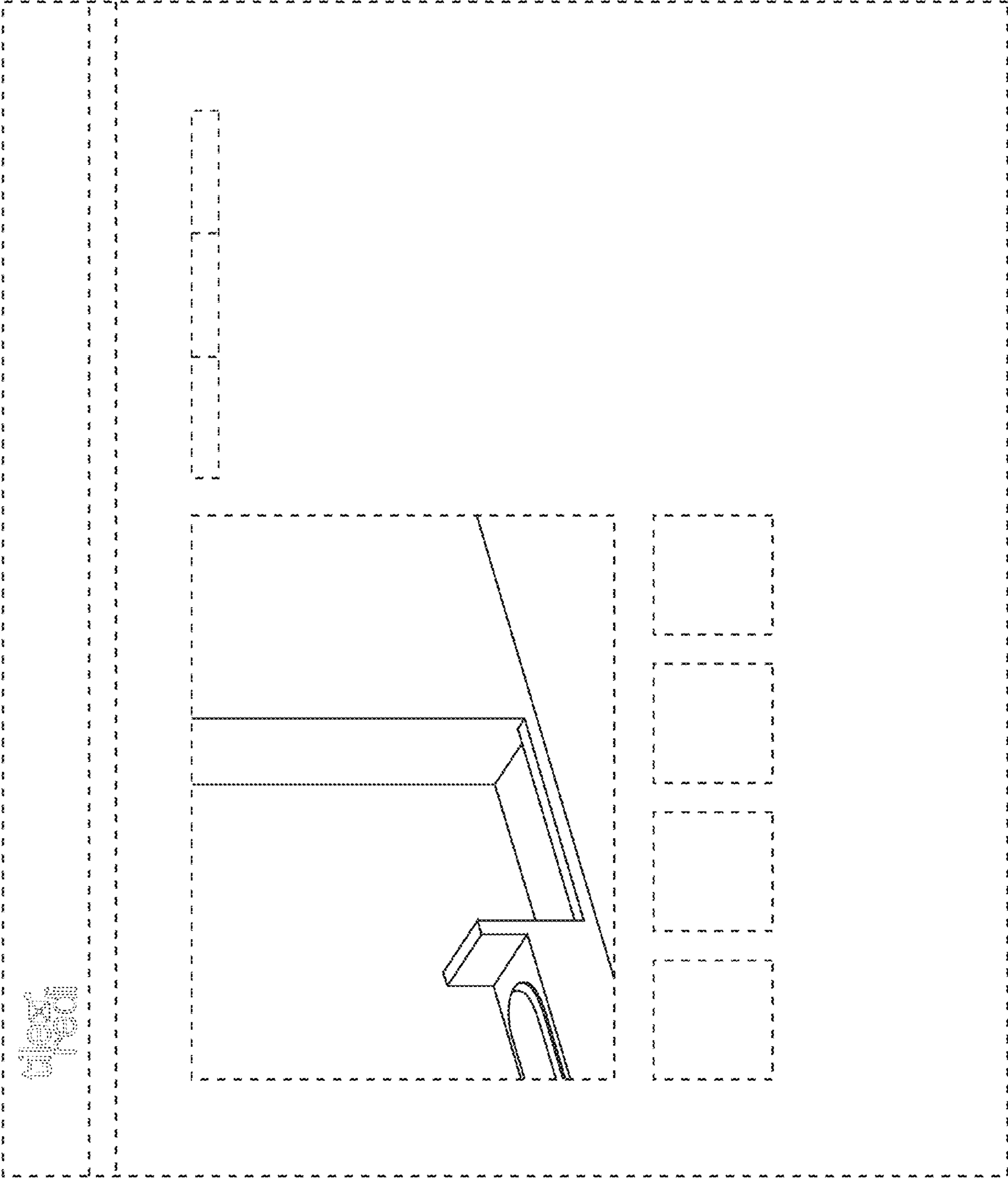


FIG. 1

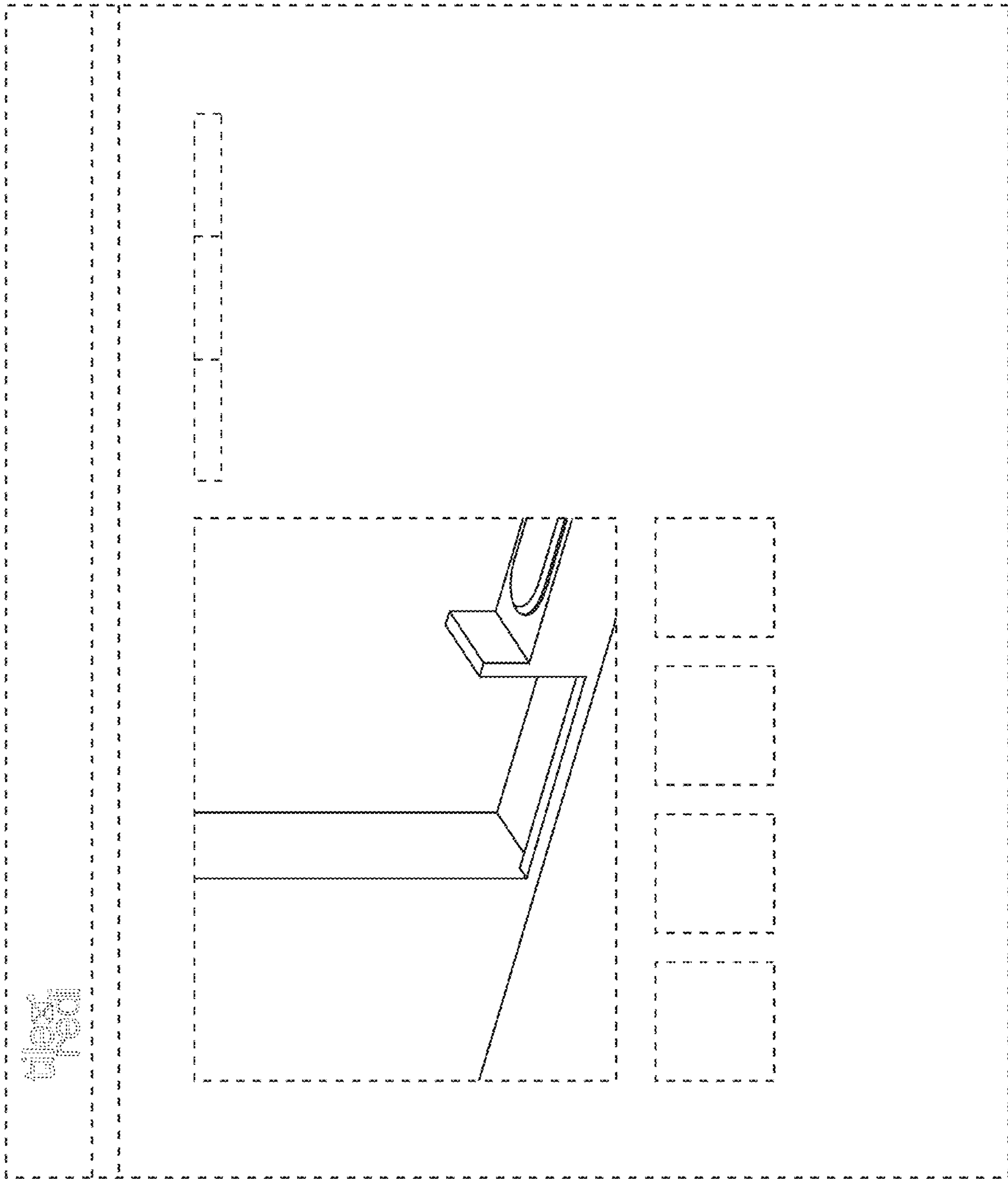
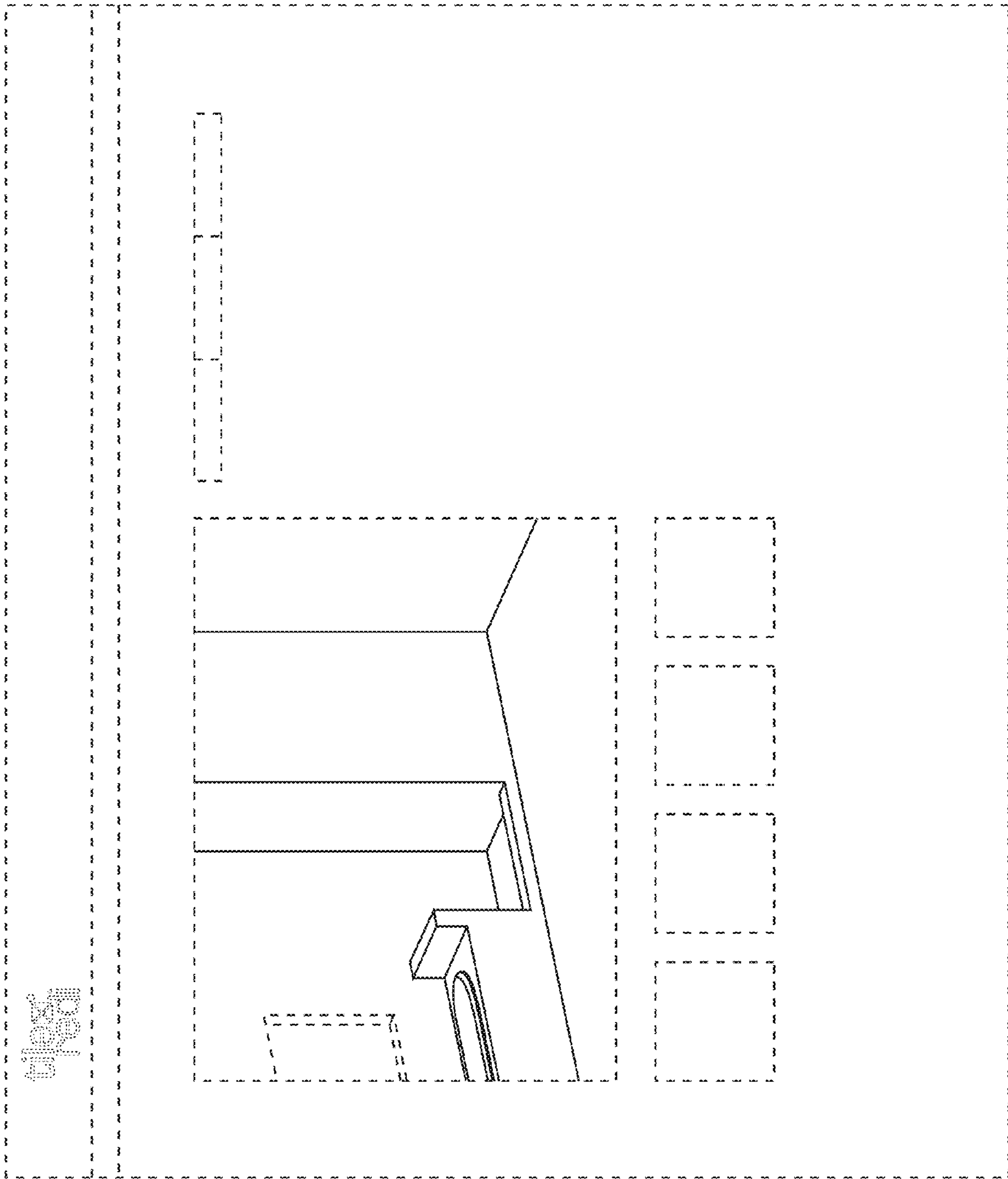


FIG. 2



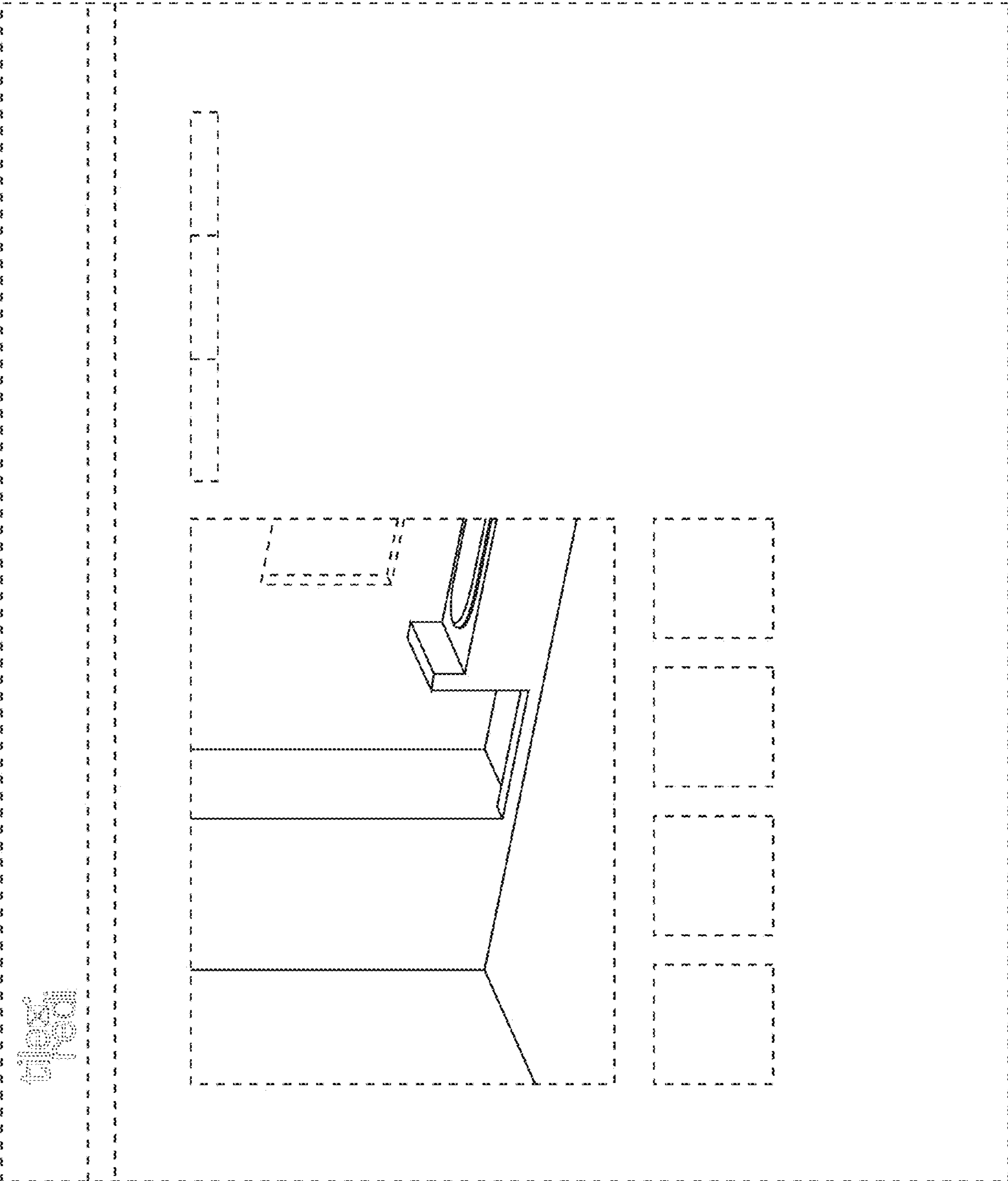


FIG. 4