

US00D939519S

(12) **United States Design Patent** (10) **Patent No.:** **US D939,519 S**
Little (45) **Date of Patent:** **** Dec. 28, 2021**

(54) **PORTION OF A DISPLAY SCREEN WITH A GRAPHICAL USER INTERFACE FOR DEPICTING PAYLINE GRAPHICS FOR NON-ORTHOGONAL REEL LAYOUTS**

D451,928 S 12/2001 Van Huong
6,413,162 B1 7/2002 Baerlocher
D553,147 S 10/2007 Hally
(Continued)

(71) Applicant: **Aristocrat Technologies Australia Pty Limited**, North Ryde (AU)

OTHER PUBLICATIONS

(72) Inventor: **David C. Little**, Las Vegas, NV (US)

“Padlock and metal chain vector image” Mar. 20, 2018, posted at vectorstock.com, [site visited Aug. 24, 2021]. <https://www.vectorstock.com/royalty-free-vector/padlock-and-metal-chain-vector-20404112> (Year: 2018).*

(73) Assignee: **Aristocrat Technologies Australia Pty Limited**, North Ryde (AU)

(Continued)

(**) Term: **15 Years**

Primary Examiner — John M Otte

(21) Appl. No.: **29/652,792**

(74) *Attorney, Agent, or Firm* — Weaver Austin Villeneuve & Sampson LLP

(22) Filed: **Dec. 1, 2020**

Related U.S. Application Data

(57) **CLAIM**

(60) Division of application No. 29/663,455, filed on Sep. 14, 2018, now Pat. No. Des. 916,775, which is a continuation-in-part of application No. 16/022,634, filed on Jun. 28, 2018.

I claim the ornamental design for a portion of a display screen with a graphical user interface for depicting payline graphics for non-orthogonal reel layouts, as shown and described.

(51) **LOC (13) Cl.** **14-04**

DESCRIPTION

(52) **U.S. Cl.**

USPC **D14/485**

(58) **Field of Classification Search**

USPC D14/485–495; D20/11; D21/324, 325
CPC G06T 11/60; G06T 11/206; G04G 21/00;
G05B 15/02; G06F 3/048; G06F 3/0481;
G06F 3/04817; G06F 3/0482; G06F
3/0483; G06F 3/04842; G06F 3/0485;
G06F 3/04855; G06F 3/0486; G06F
3/0488; G06F 3/04886; G06F 9/4443;
G06F 17/211; G06F 17/212; G06F 17/32;
G06F 17/34

See application file for complete search history.

FIG. 1 is an isometric view of a display screen or portion thereof with a graphical user interface for depicting a payline graphic for non-orthogonal reel layouts.

FIG. 2 is a front view thereof; and,

FIG. 3 is a top view thereof.

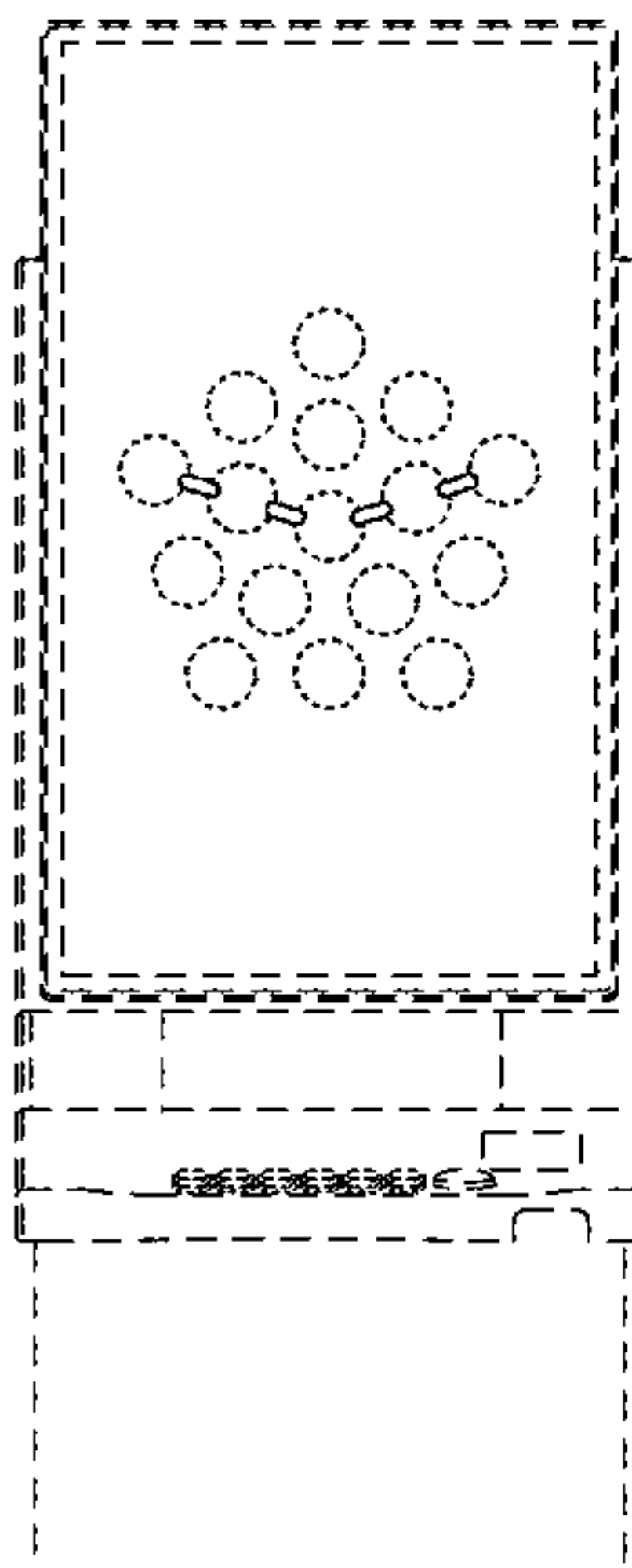
A display screen or portion thereof with a graphical user interface for depicting payline graphics for non-orthogonal reel layouts is shown and described in the context of an example electronic gaming machine, but with the example gaming machine and a portion of the graphical user interface disclaimed. The broken lines, e.g., dotted or dashed lines, used to depict the example electronic gaming machine and portions of the display screen are included for the purpose of showing portions of the article and environmental structure which form no part of the claim.

(56) **References Cited**

U.S. PATENT DOCUMENTS

5,413,342 A 5/1995 Kaplan
5,598,523 A 1/1997 Fujita

1 Claim, 3 Drawing Sheets



(56)

References Cited

U.S. PATENT DOCUMENTS

D562,345 S 2/2008 Ottaway
 7,331,858 B2 2/2008 McComb
 7,382,378 B2 6/2008 Levene
 D574,847 S 8/2008 O'Donnell
 D588,607 S 3/2009 O'Donnell
 D594,013 S 6/2009 Singh
 D601,158 S 9/2009 Rezende
 8,216,051 B2 7/2012 Rasmussen
 D697,530 S * 1/2014 North D14/489
 D698,819 S 2/2014 Gardner
 D706,283 S 6/2014 Pedraza Padilla
 D721,725 S 1/2015 Pai
 D722,323 S 2/2015 Pai
 D732,569 S 6/2015 Anzures
 D732,578 S * 6/2015 Seo D14/489
 D737,833 S 9/2015 Anzures
 D748,136 S 1/2016 Lee
 D752,632 S 3/2016 Seo
 D759,085 S 6/2016 Anzures
 D759,672 S 6/2016 Birks
 D761,278 S * 7/2016 Kim D14/485
 D762,658 S 8/2016 Woo
 D763,272 S 8/2016 Tobens, III
 D771,074 S 11/2016 Choi
 9,524,615 B2 12/2016 Daeges
 D792,452 S 7/2017 Edman
 D792,896 S 7/2017 Yamazaki
 D795,908 S * 8/2017 Edman D14/486
 D802,019 S * 11/2017 Dragoi D14/492
 D806,121 S 12/2017 Jewitt
 D816,708 S * 5/2018 Riedel D14/487
 D819,674 S * 6/2018 Edman D14/486
 D828,853 S 9/2018 Schäper
 D836,661 S 12/2018 Sakata
 D841,677 S 2/2019 McMillan
 D851,657 S 6/2019 Franklin
 D853,411 S 7/2019 Broughton
 D868,086 S * 11/2019 Broughton G04G 21/00
 D14/486

D872,113 S 1/2020 Hsieh
 D877,809 S 3/2020 Zellefrow
 D879,146 S * 3/2020 Lebov D14/491
 10,607,449 B2 3/2020 Basallo
 D888,762 S 6/2020 Butcher
 D902,242 S * 11/2020 Assaf D14/488
 2002/0065124 A1 5/2002 Ainsworth
 2003/0144048 A1 7/2003 Silva
 2004/0087354 A1 5/2004 Ellis
 2008/0209342 A1 8/2008 Taylor
 2008/0300037 A1 12/2008 Wilson
 2012/0200567 A1 * 8/2012 Mandel G06T 11/206
 345/420
 2015/0346975 A1 12/2015 Lee
 2016/0234453 A1 8/2016 Han
 2020/0005588 A1 1/2020 Little

OTHER PUBLICATIONS

“Triangulation Slot Review,” YouTube. Video listed as published on Jul. 11, 2013, 3 pages of screen shots. Link: <https://www.youtube.com/watch?v=yePAioRIWrg>.
 Office Action dated Mar. 20, 2020, for U.S. Appl. No. 29/663,455 (pp. 1-8).
 Office Action dated Jul. 24, 2020 for U.S. Appl. No. 29/663,455 (pp. 1-9).
 “Arrow, cartoon, right, toon, ui icon” Dec. 5, 2016, posted at iconfinder.com, [site visited Jul. 20, 2020], https://www.iconfinder.com/icons/1682717/arrow_cartoon_right_toon_uiIcon (Year: 2016).
 “Arrow” Feb. 14, 2019, posted at iconfinder.com, [site visited Jul. 20, 2020], <https://www.iconfinder.com/iconsets/arrow-65> (Year: 2018).
 Notice of Allowance dated Oct. 1, 2020 for U.S. Appl. No. 29/663,455 (pp. 1-9).
 Office Action dated Jul. 27, 2020 for U.S. Appl. No. 16/022,634 (pp. 1-16).
 Office Action dated Jan. 7, 2021 for U.S. Appl. No. 16/022,634 (pp. 1-12).

* cited by examiner

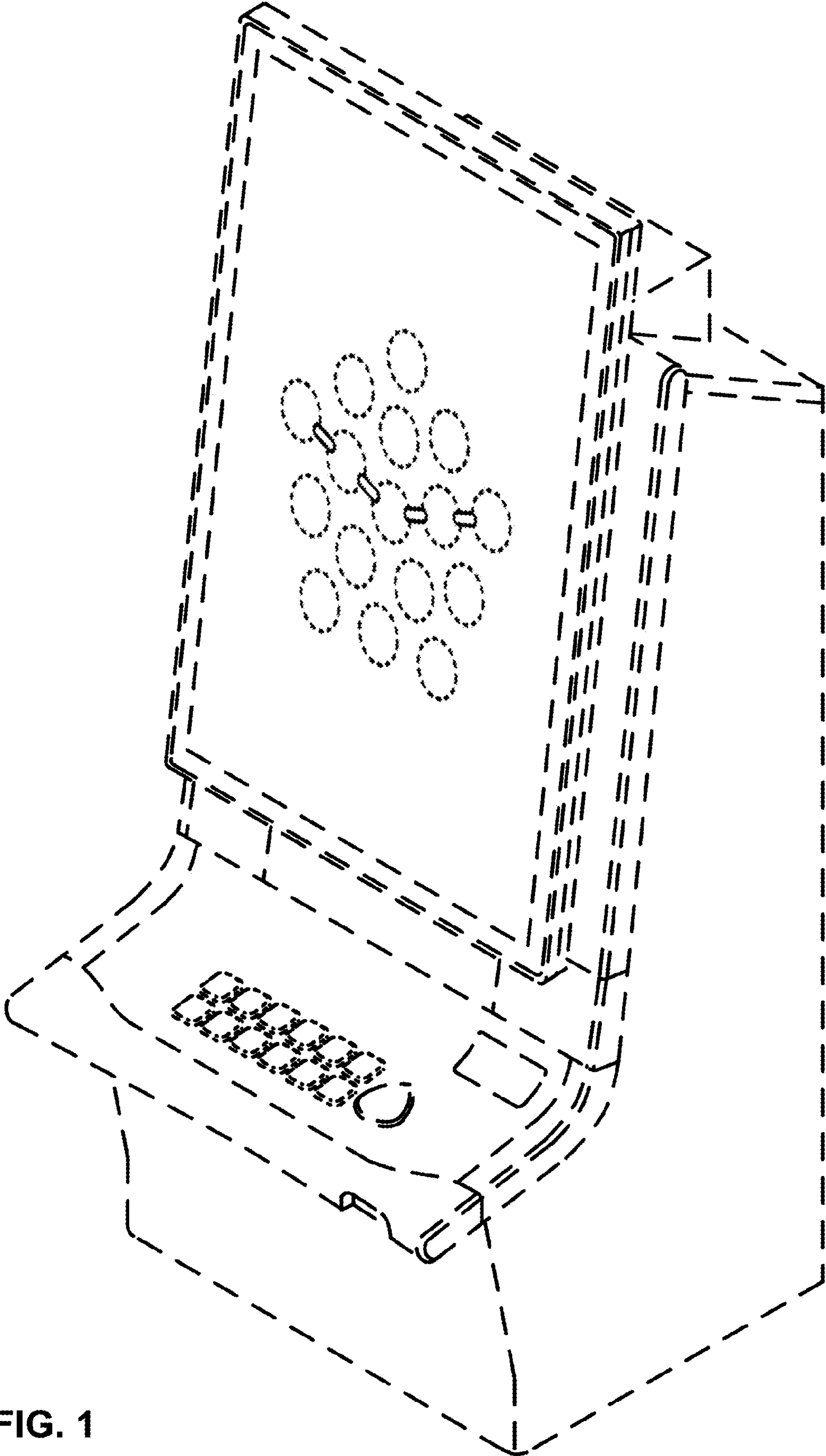


FIG. 1




FIG. 2

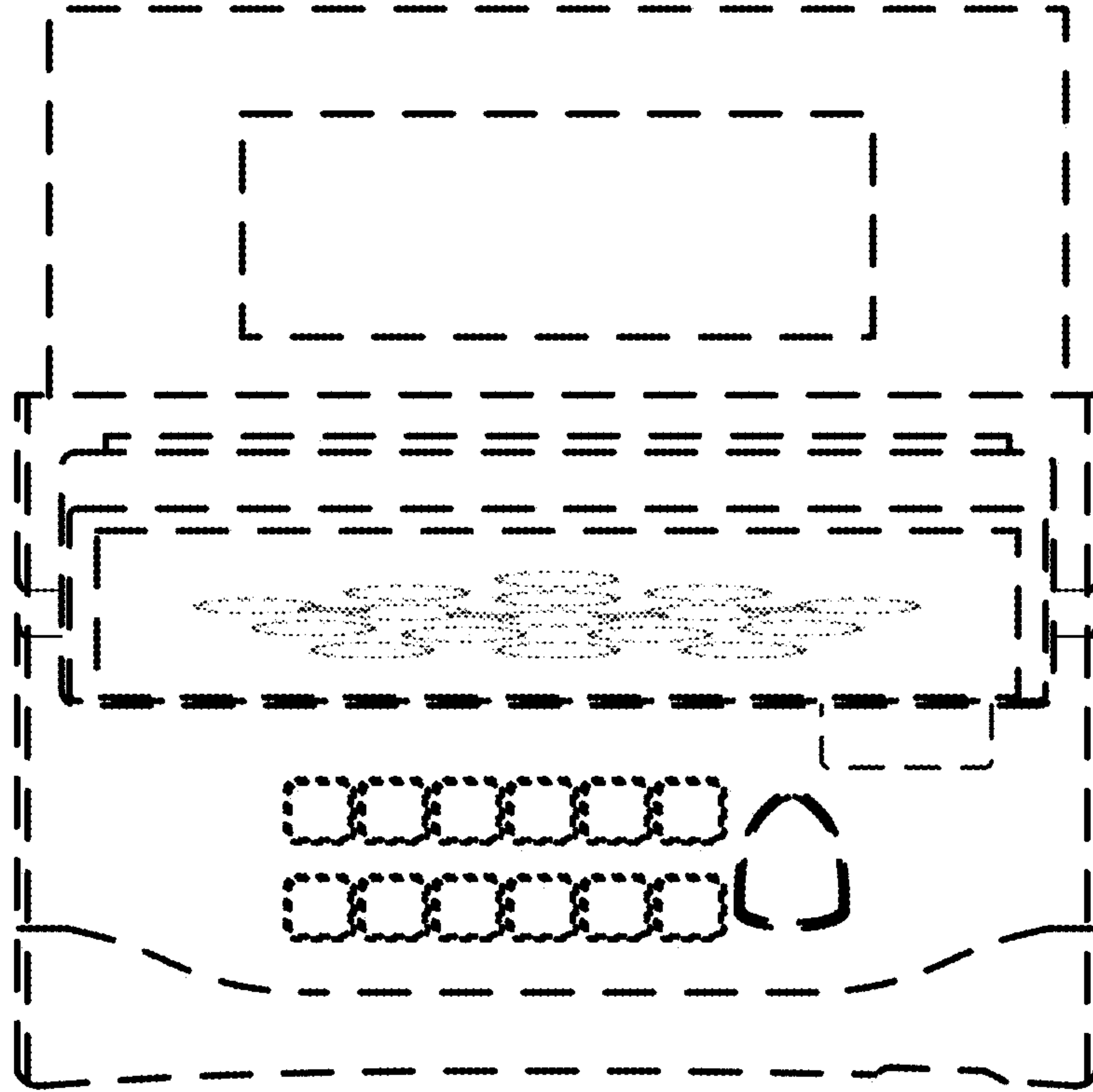


FIG. 3