



US00D939501S

(12) **United States Design Patent** (10) **Patent No.:** **US D939,501 S**
Ledbetter et al. (45) **Date of Patent:** **** Dec. 28, 2021**

(54) **ELECTRONIC CONSOLE**

FOREIGN PATENT DOCUMENTS

(71) Applicant: **Microsoft Corporation**, Redmond, WA (US)

CN 303701548 * 6/2016
KR 300625801.0000 * 12/2011

(Continued)

(72) Inventors: **Carl J. Ledbetter**, Mercer Island, WA (US); **Nicolas A. Denhez**, Seattle, WA (US)

OTHER PUBLICATIONS

(73) Assignee: **Microsoft Corporation**, Redmond, WA (US)

Xbox Series S, Microsoft, xbox.com, author and date unlisted © 2021 Microsoft, online, site visited Jan. 31, 2020. Available at URL: <https://www.xbox.com/en-US/consoles/xbox-series-s> (Year: 2021).*

(Continued)

(**) Term: **15 Years**

Primary Examiner — Holly E Thurman

(21) Appl. No.: **29/692,113**

Assistant Examiner — Altaira J Swangin

(22) Filed: **May 22, 2019**

(74) *Attorney, Agent, or Firm* — Banner & Witcoff, Ltd.

(51) **LOC (13) Cl.** **14-02**

(57) **CLAIM**

(52) **U.S. Cl.**
USPC **D14/348**

The ornamental design for an electronic console, as shown and described.

(58) **Field of Classification Search**
USPC D14/140.1, 140.2, 240, 242, 301–302, D14/308, 348–349, 351–359, 440–441, D14/444–447; D9/424, 427, 430, D9/432–433; D13/103, 110–112, 122, D13/158–160, 184, 162, 164, 171–172, D13/174, 177; D23/351, 354, 364–366, D23/270; D21/499, 332; D10/108
CPC .. G06F 1/18; G06F 1/181; G06F 1/20; H05K 5/00; H05K 5/03; H05K 5/04; H05K 5/0213

DESCRIPTION

See application file for complete search history.

FIG. 1 is an isometric view of an electronic console showing our new design;
FIG. 2 is a front view thereof;
FIG. 3 is a rear view thereof;
FIG. 4 is a left side view thereof;
FIG. 5 is a right side view thereof;
FIG. 6 is a top view thereof;
FIG. 7 is a bottom view thereof; and,
FIG. 8 is an enlarged view of the encircled portion labeled as 8 in FIG. 6.

(56) **References Cited**

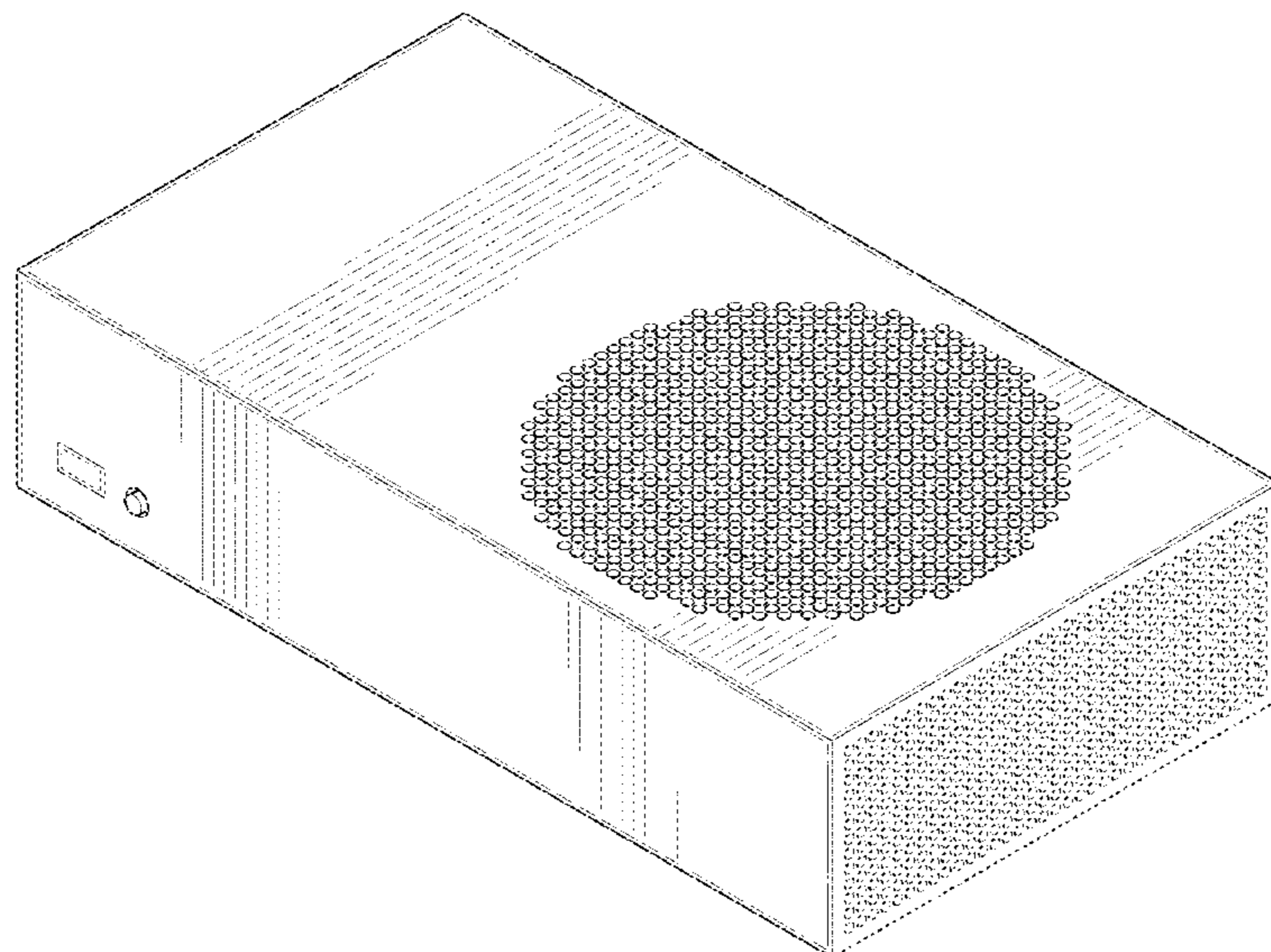
The even dash broken lines shown in the drawings illustrate portions of the electronic console that form no part of the claimed design; any unshaded regions between a solid and broken line forms no part thereof. The dash-dot broken lines showing enlarged views of encircled portions in FIGS. 6 and 8 are for annotative purposes only and form no part of the claimed design.

U.S. PATENT DOCUMENTS

D371,135 S * 6/1996 Jutte D13/162
D383,139 S * 9/1997 Hill D14/242
D411,185 S * 6/1999 Isshiki D14/358
D423,465 S * 4/2000 Runnalls D14/140.2
D461,805 S * 8/2002 Tanaka D14/356

(Continued)

1 Claim, 8 Drawing Sheets



(56)

References Cited

U.S. PATENT DOCUMENTS

D462,350 S * 9/2002 Tanaka D14/356
 D475,705 S * 6/2003 Coglitore D14/356
 D480,724 S * 10/2003 Nishi D14/358
 D535,075 S * 1/2007 Weiss D34/1
 D573,545 S * 7/2008 Ablabutyan D13/162
 D652,717 S * 1/2012 Shimoyama B65D 5/18
 D9/432
 D653,224 S * 1/2012 Jonas D13/184
 D674,691 S * 1/2013 Martineck D9/432
 D713,802 S * 9/2014 Rodriguez D13/164
 D715,361 S * 10/2014 Barinaga D21/332
 D716,740 S * 11/2014 Rodriguez D13/164
 D717,874 S * 11/2014 Barinaga D21/332
 D721,138 S * 1/2015 Barinaga D21/332
 D722,116 S * 2/2015 Gottschalk D21/332
 D755,780 S * 5/2016 Lin D14/301
 D772,808 S * 11/2016 Walker D13/103
 D772,809 S * 11/2016 Walker D13/103
 D774,905 S * 12/2016 Smith D9/432
 D780,111 S * 2/2017 Clyne D13/103
 D783,595 S * 4/2017 Lin D14/301
 D805,133 S * 12/2017 Sparks D21/332
 D820,358 S * 6/2018 Sparks D21/332
 D826,334 S * 8/2018 Christie D21/332
 D826,335 S * 8/2018 Christie D21/332
 D826,336 S * 8/2018 Christie et al.
 D839,353 S * 1/2019 Christie D21/332
 D839,355 S * 1/2019 Christie D21/332
 D842,847 S * 3/2019 Walliser D14/240
 D844,578 S * 4/2019 Seflic D14/125
 D860,959 S * 9/2019 Seflic D14/125
 D876,413 S * 2/2020 Chong D14/242
 D891,406 S * 7/2020 Hulick D14/240
 D891,919 S * 8/2020 Sill D9/432
 D904,489 S * 12/2020 Bishop D16/213
 D905,161 S * 12/2020 Ledbetter D21/332
 D918,037 S * 5/2021 Brasher D9/432
 D919,629 S * 5/2021 Liu D14/440
 D920,924 S * 6/2021 Morita D13/158
 D922,195 S * 6/2021 Altman D9/432
 D924,334 S * 7/2021 Chatterjee D21/332
 D924,335 S * 7/2021 Chatterjee D21/332
 D926,675 S * 8/2021 Kwak D13/103
 2017/0288239 A1 * 10/2017 Wilkie H05K 7/20572
 2019/0056770 A1 * 2/2019 Lin G06F 1/189

2019/0166728 A1 * 5/2019 Minkin H05K 7/20909
 2021/0120686 A1 * 4/2021 Lin H05K 5/0221
 2021/0144873 A1 * 5/2021 Takada B60R 16/023
 2021/0185842 A1 * 6/2021 Eusterholz H01R 13/514

FOREIGN PATENT DOCUMENTS

WO WO-D205890-003 * 11/2020
 WO WO-D205878-003 * 1/2021
 WO WO-D205880-003 * 1/2021

OTHER PUBLICATIONS

Velka 7 Mini ITX, Velkase, velkase.com, author unlisted, published Sep. 3, 2020 per wayback machine © not listed, online, site visited Feb. 1, 2021. Available at URL: <https://www.velkase.com/products/velka-7> (Year: 2020).
 “Examination Report Issued in Indian Patent Application No. 323905-001”, dated Dec. 27, 2019, 2 Pages.
 “Office Action Issued in PCT Application No. WIPO89601”, dated Jan. 29, 2020, 3 Pages.
 “Office Action Issued in PCT Application No. WIPO89603”, dated Jan. 29, 2020, 3 pages.
 “Office Action Issued in PCT Application No. WIPO89604”, dated Jan. 29, 2020, 3 Pages.
 “Office Action Issued in PCT Application No. WIPO89605”, dated Jan. 29, 2020, 3 Pages.
 “Office Action Issued in Mexican Patent Application No. MX/f/2019/003246”, dated Dec. 18, 2019, 5 Pages.
 “Office Action Issued in Mexican Patent Application No. MX/f/2019/003247”, dated Dec. 18, 2019, 5 Pages.
 “Office Action Issued in Malaysian Patent Application No. 19-01490-0101”, dated Jan. 30, 2020, 1 Page. (W/O English Translation).
 “Office Action Issued in Malaysian Patent Application No. 19-01489-0101”, dated Jan. 31, 2020, 3 Pages.
 “Office Action Issued in Brazilian Patent Application No. BR302019005747-6”, dated Jun. 9, 2020, 02 Pages.
 “Office Action Issued in Malaysian Patent Application No. 19-01491-0101”, dated Jan. 30, 2020, 2 Pages.
 “Office Action Issued in Malaysian Patent Application No. 19-01491-0101”, dated Nov. 9, 2020, 2 Pages.
 “Office Action Issued in Canadian Patent Application No. 191477”, dated Apr. 21, 2021, 2 Pages.

* cited by examiner

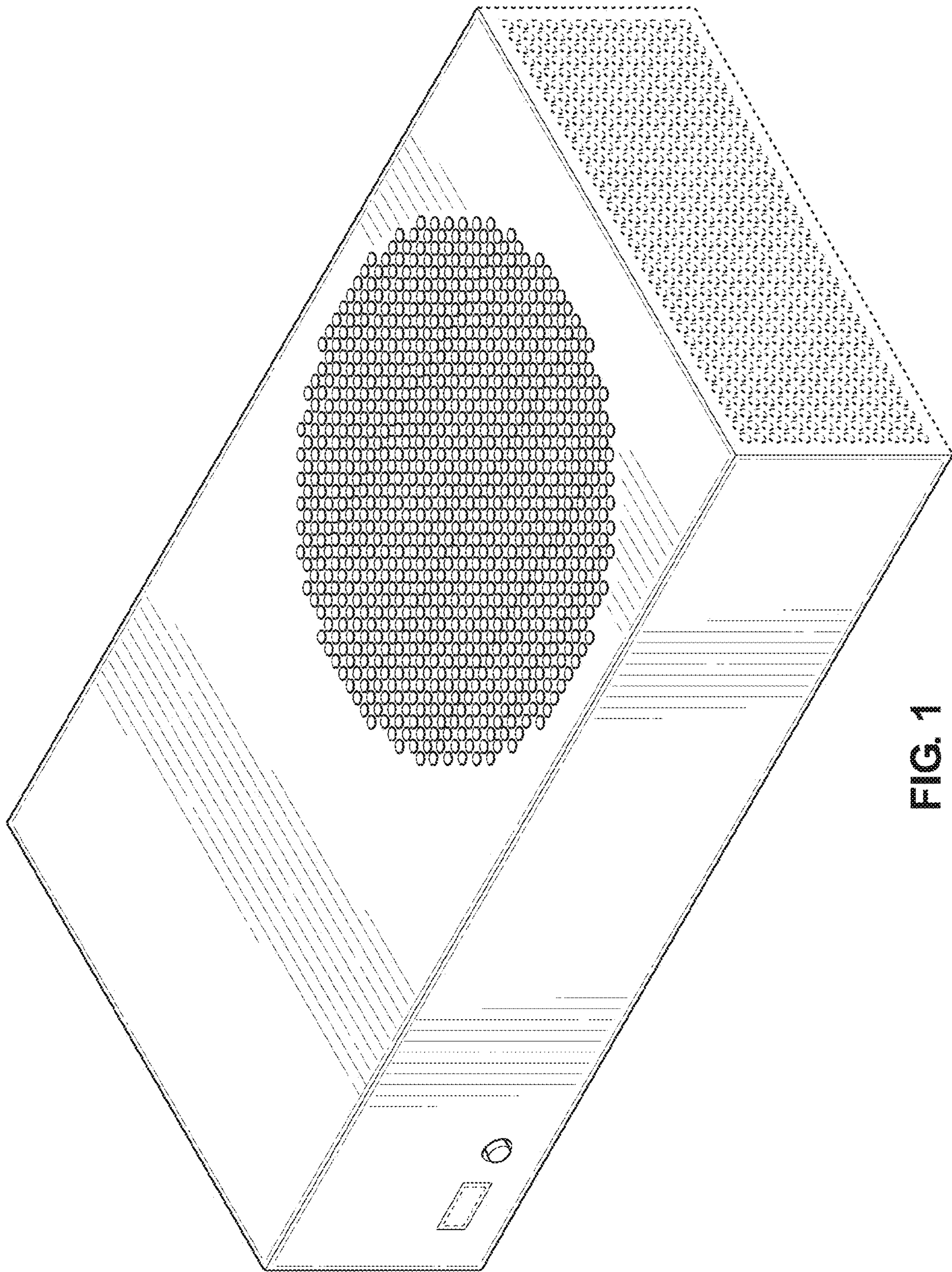


FIG. 1




FIG. 2

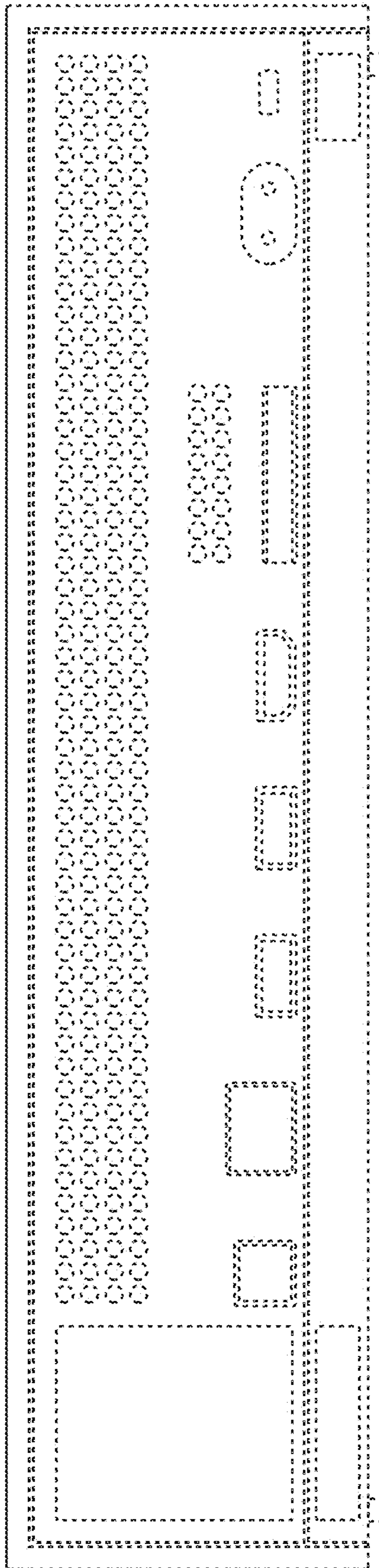


FIG. 3




FIG. 4




FIG. 5




FIG. 6




FIG. 7

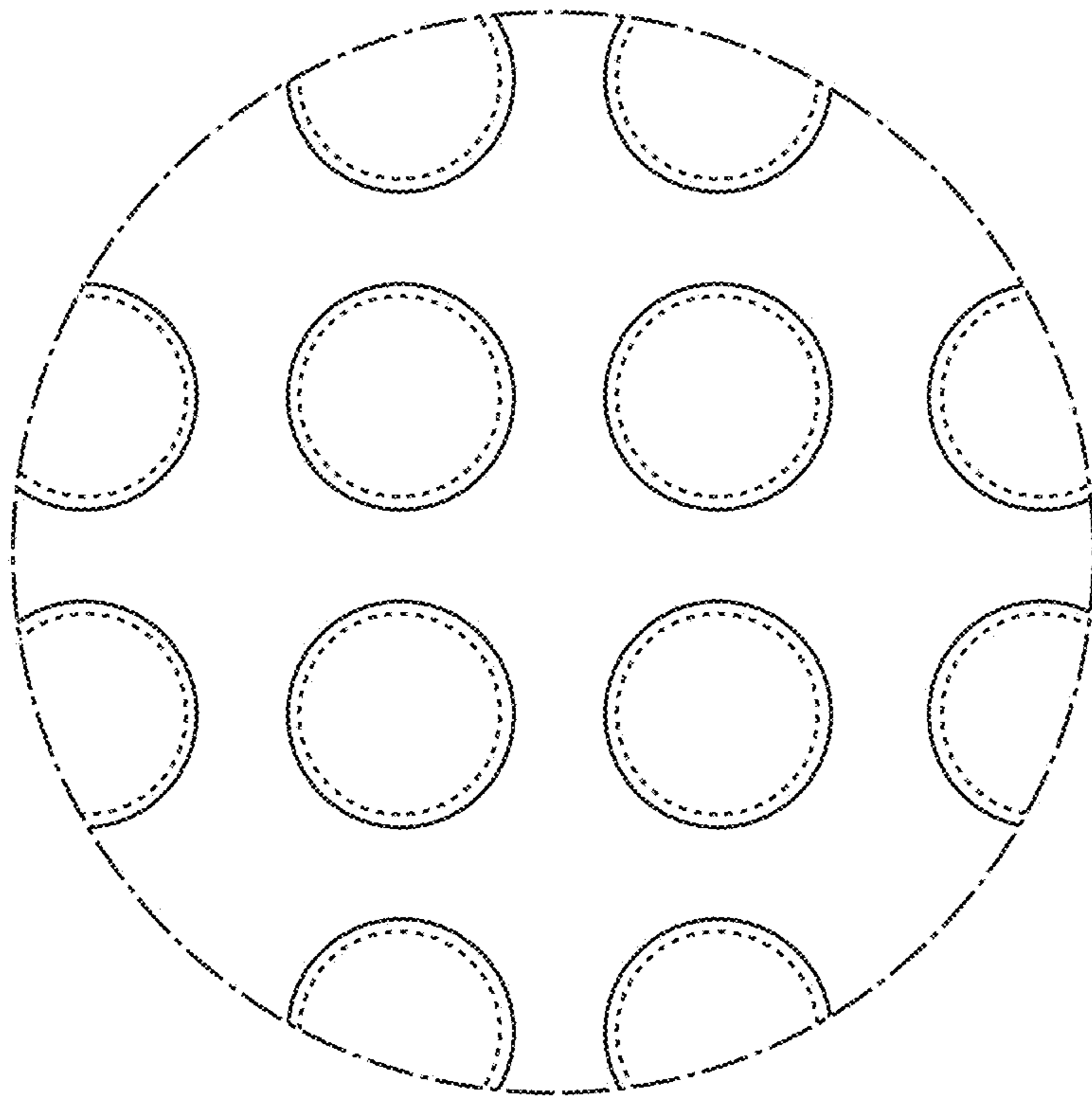


FIG. 8