



US00D939489S

(12) **United States Design Patent** (10) **Patent No.:** **US D939,489 S**  
**Choi et al.** (45) **Date of Patent:** **\*\* Dec. 28, 2021**

(54) **CASE FOR MOBILE PHONE**  
(71) Applicant: **Samsung Electronics Co., Ltd.**,  
Suwon-si (KR)  
(72) Inventors: **Jung-Hyun Choi**, Seoul (KR);  
**Woohyeok Jeong**, Seoul (KR);  
**Byoungjin Kim**, Seoul (KR); **Junyong**  
**Song**, Seongnam-si (KR)  
(73) Assignee: **SAMSUNG ELECTRONICS CO.,**  
**LTD.**, Suwon-si (KR)

D763,839 S \* 8/2016 Shin ..... D14/250  
D769,857 S \* 10/2016 Shin ..... D14/250  
D777,159 S \* 1/2017 Lee ..... D14/250  
D777,421 S \* 1/2017 Grote ..... D3/218  
D781,278 S \* 3/2017 Kim ..... D14/250  
D794,008 S \* 8/2017 Lee ..... D14/250  
D794,009 S \* 8/2017 Lee ..... D14/250  
D794,627 S \* 8/2017 Roberts ..... D14/250  
D805,064 S \* 12/2017 Lee ..... D14/250  
D819,007 S \* 5/2018 Kim ..... D14/250  
D822,989 S \* 7/2018 Persson ..... D3/249  
D843,365 S \* 3/2019 Kim ..... D14/250  
D859,389 S \* 9/2019 Kim ..... D14/250

\* cited by examiner

(\*\*) Term: **15 Years**  
(21) Appl. No.: **29/668,546**  
(22) Filed: **Oct. 31, 2018**

*Primary Examiner* — L. A. Grabenstetter  
(74) *Attorney, Agent, or Firm* — McAndrews Held &  
Malloy, Ltd.

(30) **Foreign Application Priority Data**  
May 4, 2018 (KR) ..... 30-2018-0020864

(51) **LOC (13) Cl.** ..... **14-03**  
(52) **U.S. Cl.**  
USPC ..... **D14/250**

(57) **CLAIM**

The ornamental design for a case for mobile phone, as shown and described.

(58) **Field of Classification Search**  
USPC ..... D3/201, 206, 212, 218, 226, 227, 247,  
D3/249, 250, 269, 303; D13/103, 107,  
D13/108, 119; D14/137, 138 R, 138 AA,  
D14/138 C, 138 G, 172, 192,  
D14/203.3–203.7, 217, 238.1, 247, 248,  
D14/250–253, 432, 434, 440, 447, 496  
CPC ..... H04B 1/3888; H04M 1/0283; H04M  
1/0202; A45C 1/06; A45C 2011/002;  
A45C 11/00; A45F 2005/028; A45F  
2200/0525  
See application file for complete search history.

**DESCRIPTION**

FIG. 1 is a front perspective view of a case for mobile phone showing our new design;  
FIG. 2 is a front elevation view thereof;  
FIG. 3 is a rear elevation view thereof;  
FIG. 4 is a left side elevation view thereof;  
FIG. 5 is a right side elevation view thereof;  
FIG. 6 is a top plan view thereof;  
FIG. 7 is a bottom plan view thereof; and,  
FIG. 8 is a rear perspective view thereof.  
The evenly-spaced dashed broken lines in the figures depict portions of the case for mobile phone that form no part of the claimed design.

(56) **References Cited**  
U.S. PATENT DOCUMENTS  
D716,286 S \* 10/2014 Ahn ..... D14/250  
D762,205 S \* 7/2016 Dang ..... D14/250

**1 Claim, 8 Drawing Sheets**

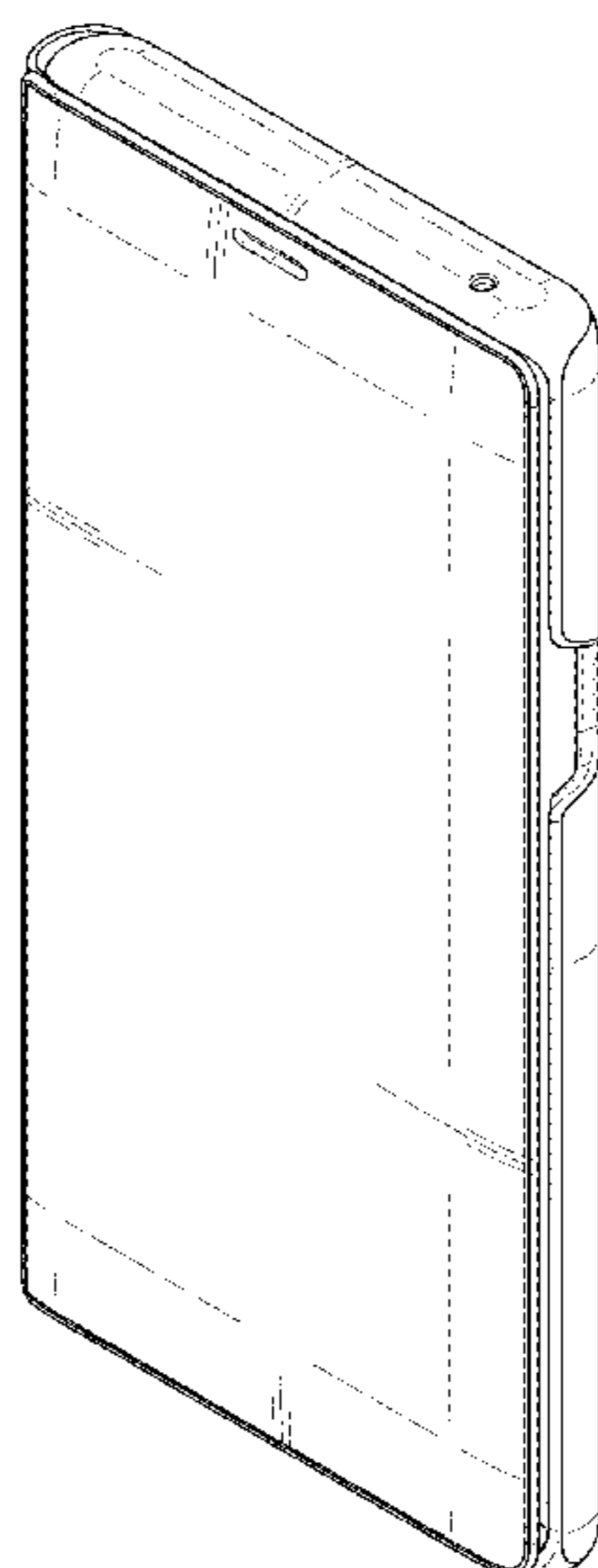


FIG. 1

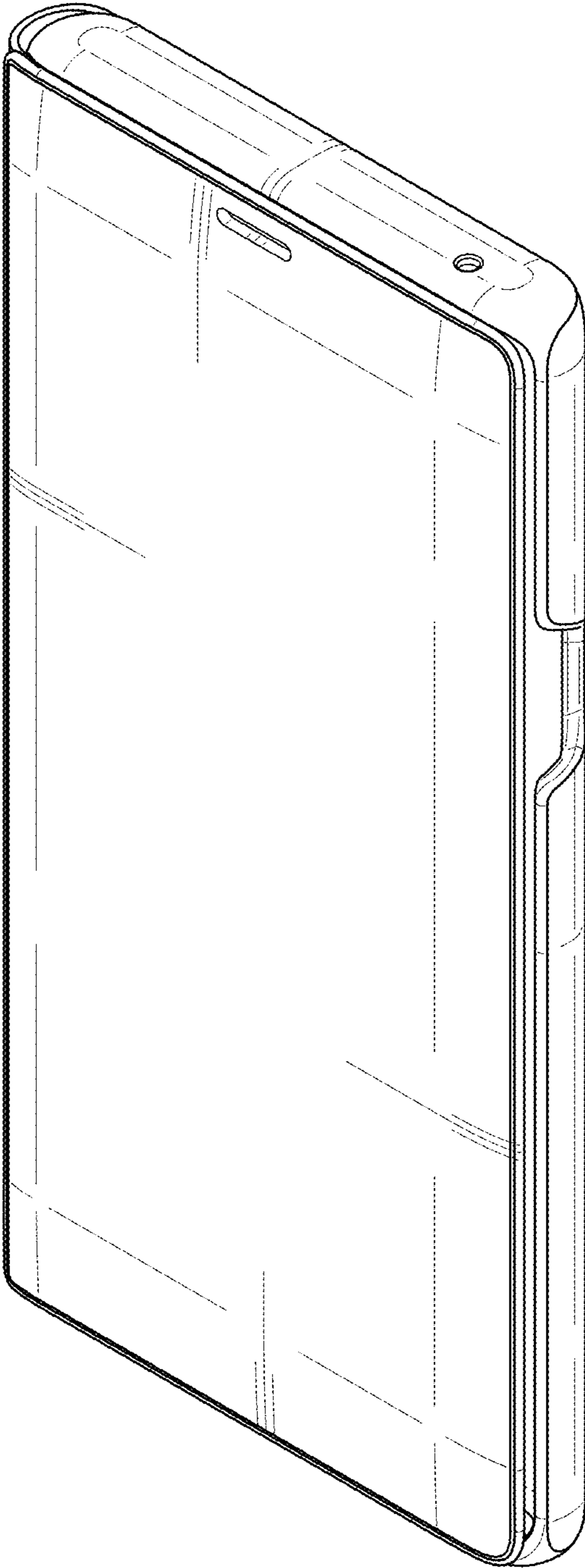


FIG. 2




FIG. 3

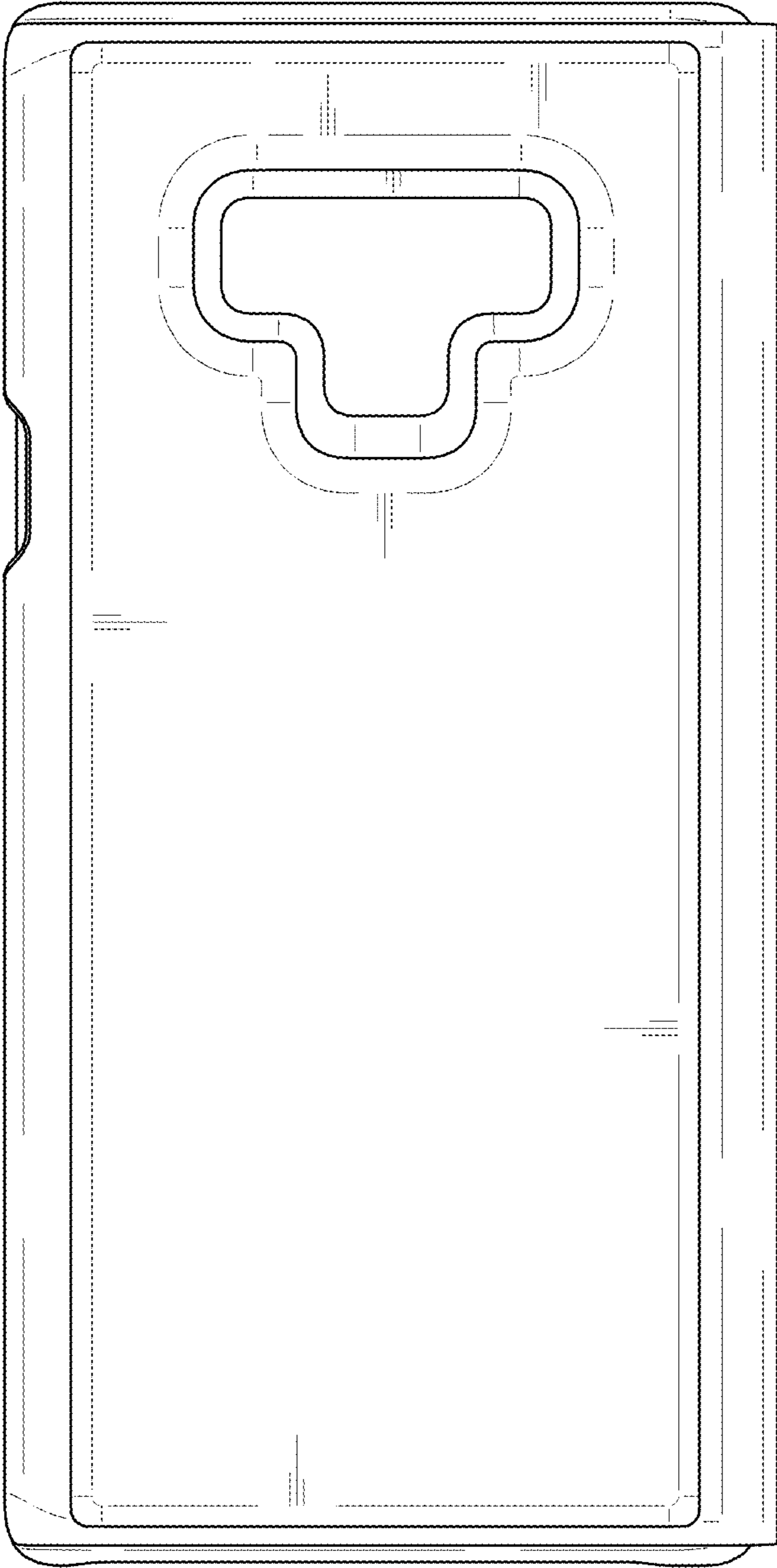


FIG. 4




FIG. 5




FIG. 6

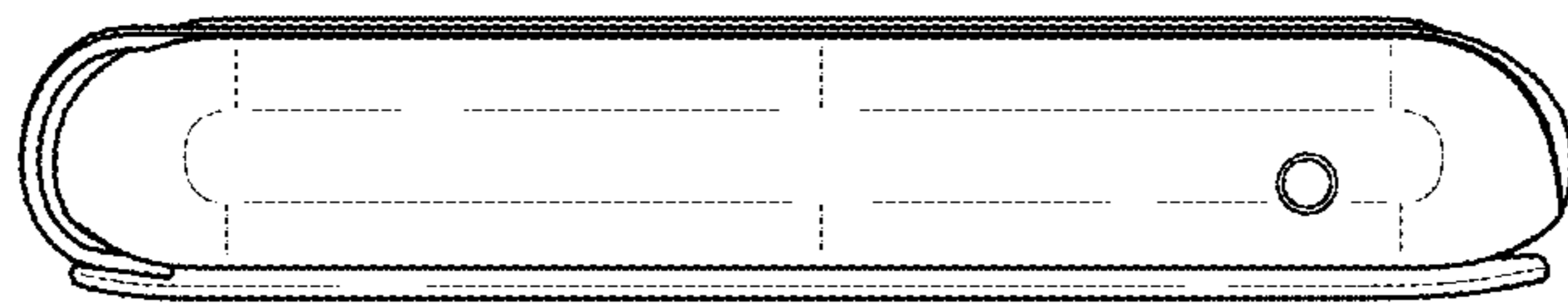


FIG. 7






FIG. 8

