



US00D939487S

(12) **United States Design Patent** (10) **Patent No.:** **US D939,487 S**
Kim et al. (45) **Date of Patent:** **** Dec. 28, 2021**

(54) **ELECTRONIC DEVICE**

(71) Applicant: **Samsung Electronics Co., Ltd.**,
Suwon-si (KR)
(72) Inventors: **Chung-Ha Kim**, Suwon-si (KR);
Min-Young Park, Suwon-si (KR);
Ji-Young Lee, Suwon-si (KR); **Jong-Bo**
Jung, Suwon-si (KR); **Hyok-Su Choi**,
Suwon-si (KR)
(73) Assignee: **SAMSUNG ELECTRONICS CO.,**
LTD., Suwon-si (KR)

(**) Term: **15 Years**

(21) Appl. No.: **29/717,591**

(22) Filed: **Dec. 18, 2019**

(30) **Foreign Application Priority Data**

Jul. 9, 2019 (KR) 30-2019-0032707
(51) **LOC (13) Cl.** **14-03**
(52) **U.S. Cl.**
USPC **D14/248**

(58) **Field of Classification Search**
USPC D14/138 G, 248, 138 C, 432, 439, 341,
D14/345, 371, 374, 138 R, 138 AA,
D14/138 AB, 138 AC, 138 AD
(Continued)

(56) **References Cited**

U.S. PATENT DOCUMENTS

D538,773 S * 3/2007 Joung D14/138 AA
D539,257 S * 3/2007 Obata D14/138 AA
(Continued)

FOREIGN PATENT DOCUMENTS

CN 305552725 * 1/2020
CN 306695898 * 7/2021
(Continued)

OTHER PUBLICATIONS

Samsung Galaxy M30s, announced Sep. 18, 2019, [online], [retrieved on Jul. 29, 2021]. Retrieved from Internet ,<URL: http://www.gsmarena.com>.*

(Continued)

Primary Examiner — Bridget L Eland
(74) *Attorney, Agent, or Firm* — McAndrews Held & Malloy, Ltd.

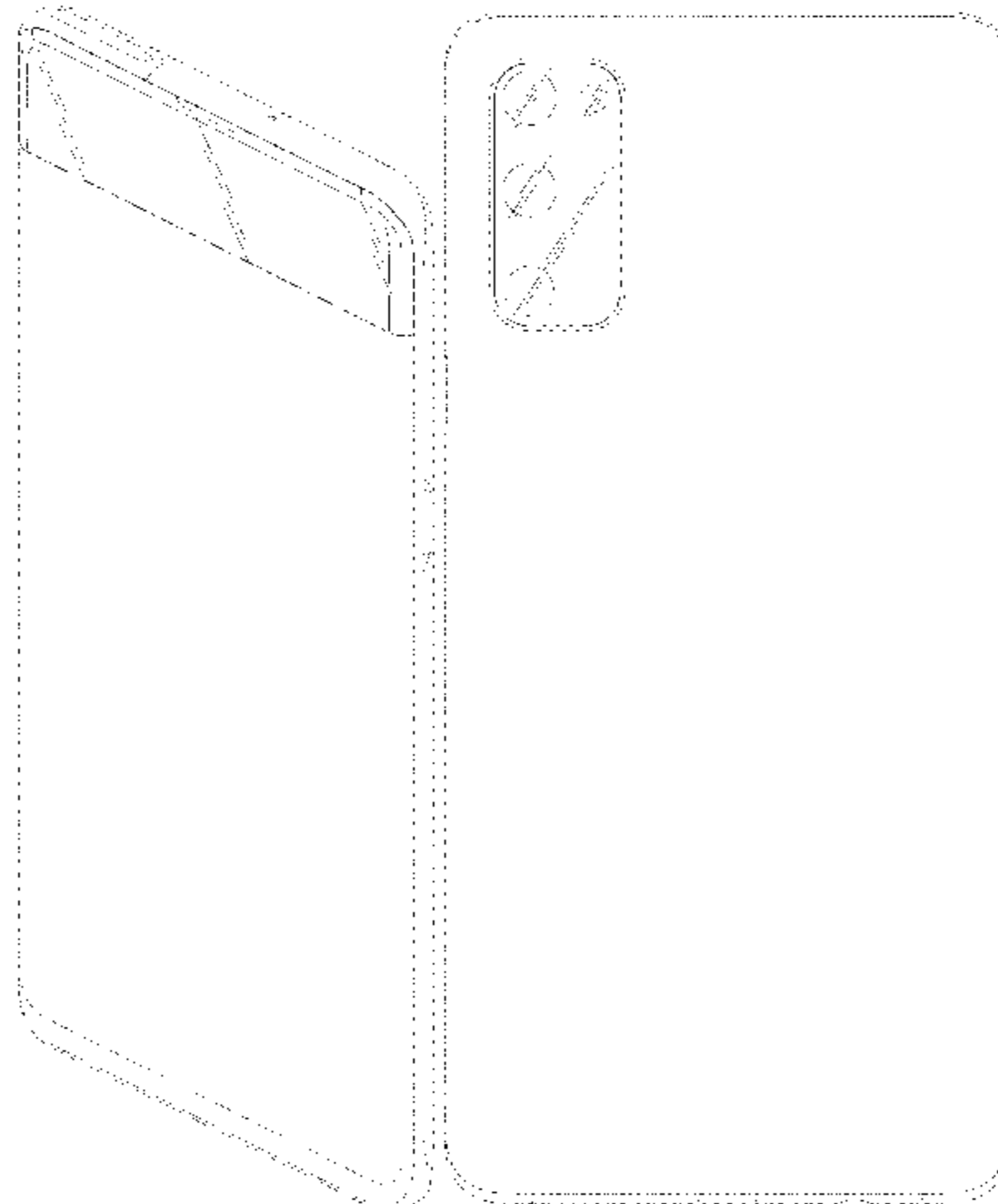
(57) **CLAIM**

The ornamental design for an electronic device, as shown and described.

DESCRIPTION

FIG. 1 is a front perspective view of an electronic device showing our new design according to a first embodiment; FIG. 2 is a front elevation view thereof; FIG. 3 is a rear elevation view thereof; FIG. 4 is a left side elevation view thereof; FIG. 5 is a right side elevation view thereof; FIG. 6 is a top plan view thereof; FIG. 7 is a bottom plan view thereof; FIG. 8 is a rear perspective view thereof; FIG. 9 is a front perspective view of an electronic device showing our new design according to a second embodiment; FIG. 10 is a front elevation view thereof; FIG. 11 is a rear elevation view thereof; FIG. 12 is a left side elevation view thereof; FIG. 13 is a right side elevation view thereof; FIG. 14 is a top plan view thereof; FIG. 15 is a bottom plan view thereof; FIG. 16 is a rear perspective view thereof; FIG. 17 is a front perspective view of an electronic device showing our new design according to a third embodiment; FIG. 18 is a front elevation view thereof; FIG. 19 is a rear elevation view thereof; FIG. 20 is a left side elevation view thereof; FIG. 21 is a right side elevation view thereof; FIG. 22 is a top plan view thereof; FIG. 23 is a bottom plan view thereof; and, FIG. 24 is a rear perspective view thereof.

(Continued)



The evenly dashed broken lines in the drawings illustrate portions of the electronic device that form no part of the claimed design. The dot-dash broken lines in the drawings define the boundary of the claimed design and form no part thereof.

1 Claim, 24 Drawing Sheets

(58) Field of Classification Search

CPC H04M 1/0202; H04M 1/0235; H04M 1/0237; H04M 1/0239; H04M 1/0266; H04M 1/0268; H04M 1/027; H04M 1/0295; H04M 1/02; H04M 1/0279; H04M 1/0283

See application file for complete search history.

(56) References Cited

U.S. PATENT DOCUMENTS

D540,773 S * 4/2007 Meng D14/138 AA
 D545,289 S * 6/2007 Wang D14/138 AD
 D545,293 S * 6/2007 Hwang D14/138 AA
 D548,213 S * 8/2007 Lee H04M 1/0235
 D14/138 AC
 D548,218 S * 8/2007 Hong D14/138 AA
 D548,219 S * 8/2007 Hwang D14/138 AA
 D553,594 S * 10/2007 Burns D14/138 AD
 D557,236 S * 12/2007 Hideki D14/138 AD
 D565,011 S * 3/2008 Lee D14/138 AD
 D574,806 S * 8/2008 Lee D14/138 AD
 D579,898 S * 11/2008 Lee D14/138 G
 D579,902 S * 11/2008 Kim D14/138 AD
 D583,340 S * 12/2008 Montin D14/138 AD
 D595,284 S * 6/2009 Rouger D14/248
 D595,285 S * 6/2009 Rouger D14/248
 D599,338 S * 9/2009 Eguchi D14/248
 D600,229 S * 9/2009 Kangasmaa D14/138 AA
 D615,954 S * 5/2010 Kim D14/138 AA
 D615,971 S * 5/2010 Chien D14/341
 D622,255 S * 8/2010 Lee D14/138 AB
 D643,826 S * 8/2011 Tsai D14/138 AD

D657,336 S * 4/2012 Nilsen D14/138 G
 D675,176 S * 1/2013 Aarras D14/138 G
 D709,472 S * 7/2014 Seo D14/138 G
 D715,282 S * 10/2014 Chang D14/248
 D720,713 S * 1/2015 Huang D14/138 G
 D725,641 S * 3/2015 Joung D14/248
 D732,517 S * 6/2015 Choe D14/248
 D733,085 S * 6/2015 Kim D14/138 G
 D740,265 S * 10/2015 Joung D14/248
 D740,795 S * 10/2015 Chang D14/248
 D856,293 S * 8/2019 Seo D14/138 G
 D856,955 S * 8/2019 Seo D14/138 G
 D860,150 S * 9/2019 Seo D14/138 G
 D863,246 S * 10/2019 Fan D14/138 AD
 D864,142 S * 10/2019 Fan D14/138 AD
 D875,701 S * 2/2020 Park D14/138 G
 D876,383 S * 2/2020 Park D14/138 G
 D886,754 S * 6/2020 Ha D14/138 G
 D890,153 S * 7/2020 Kim D14/248
 D897,303 S * 9/2020 Gong D14/138 G
 D900,050 S * 10/2020 Kim D14/138 C
 D900,775 S * 11/2020 Kwon D14/138 G
 D914,632 S * 3/2021 Kim D14/138 G
 D919,588 S * 5/2021 Han D14/138 G
 D919,589 S * 5/2021 Ji D14/138 G
 D920,271 S * 5/2021 Seo D14/138 G
 D920,943 S * 6/2021 Fang D14/138 C
 D924,828 S * 7/2021 Oh D14/138 G
 D924,860 S * 7/2021 Han D14/248

FOREIGN PATENT DOCUMENTS

GB 8205664000-1000 * 1/2020
 GB 8205664000-2000 * 1/2020
 GB 8205664000-3000 * 1/2020

OTHER PUBLICATIONS

Samsung Galaxy A51, announced Dec. 12, 2019, [online], [retrieved on Jul. 29, 2021]. Retrieved from Internet ,<URL: <http://www.gsmarena.com>>.*
 Honor V30, announced Nov. 2019, [online], [retrieved on Jul. 29, 2021]. Retrieved from Internet ,<URL: <http://www.gsmarena.com>>.*

* cited by examiner

FIG. 1




FIG. 2




FIG. 3




FIG. 4

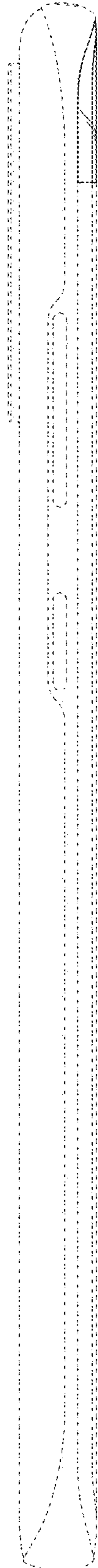


FIG. 5

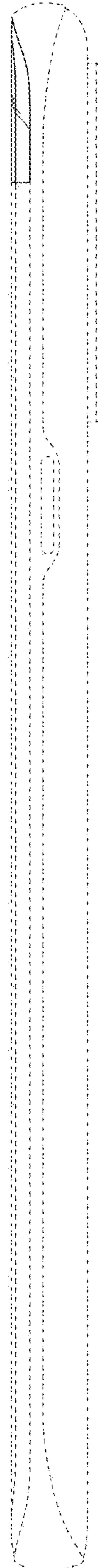


FIG. 6

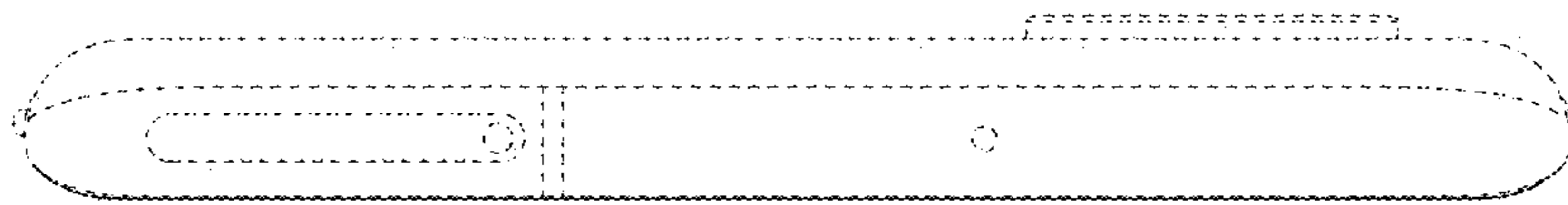


FIG. 7

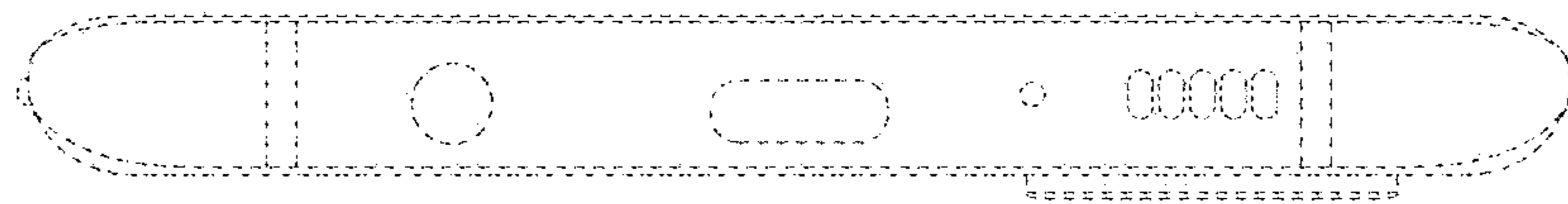


FIG. 8




FIG. 9




FIG. 10




FIG. 11




FIG. 12

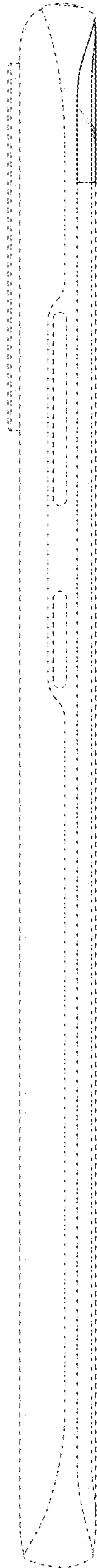


FIG. 13

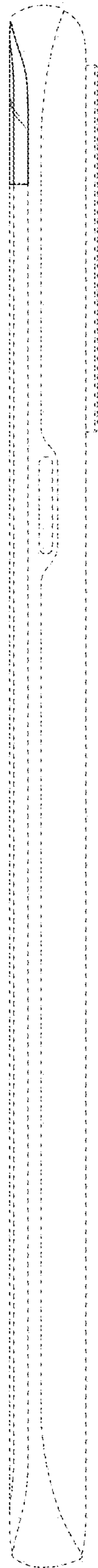


FIG. 14

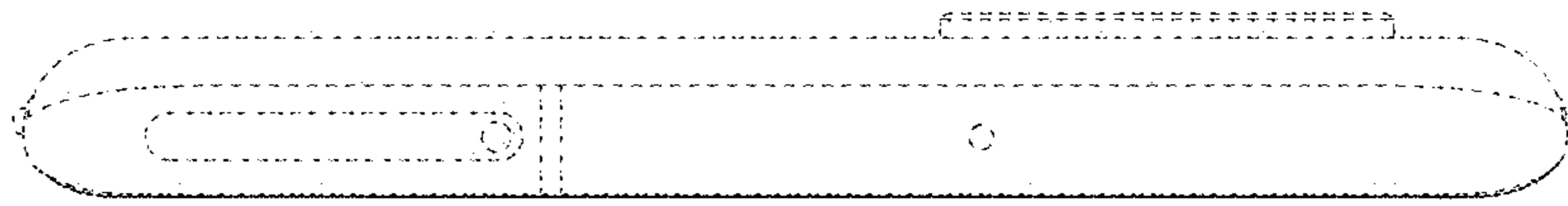


FIG. 15

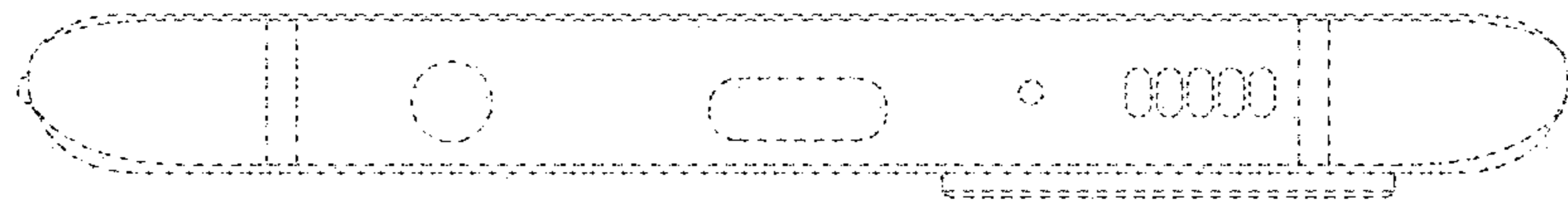


FIG. 16




FIG. 17




FIG. 18




FIG. 19




FIG. 20




FIG. 21

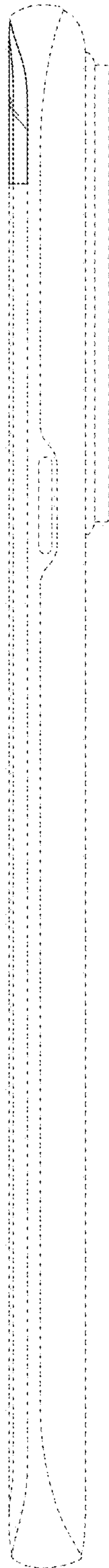


FIG. 22




FIG. 23

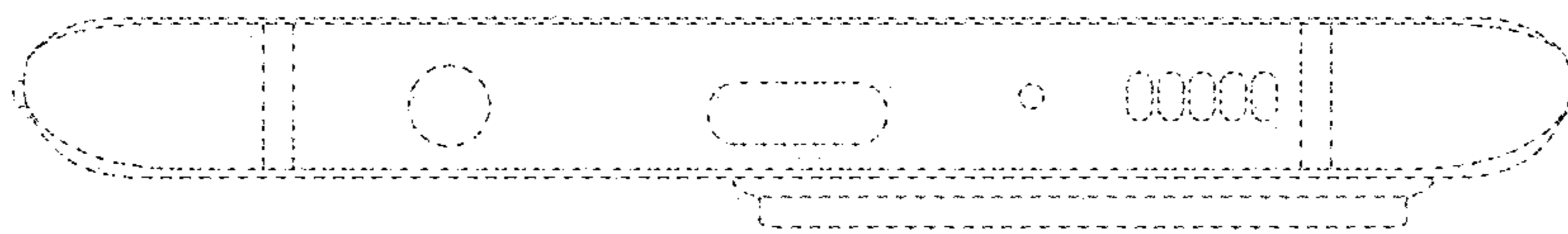


FIG. 24

