



US00D939477S

(12) **United States Design Patent** (10) **Patent No.:** **US D939,477 S**
Lee (45) **Date of Patent:** **** Dec. 28, 2021**

- (54) **PAIR OF EARPHONES**
- (71) Applicant: **Make Great Sales Limited**, Wanchai (HK)
- (72) Inventor: **Kin Choi Lee**, Wanchai (HK)
- (73) Assignee: **MAKE GREAT SALES LIMITED**, Hong Kong (HK)
- (**) Term: **15 Years**
- (21) Appl. No.: **29/746,169**
- (22) Filed: **Aug. 12, 2020**
- (51) **LOC (13) Cl.** **14-01**
- (52) **U.S. Cl.**
USPC **D14/223**
- (58) **Field of Classification Search**
USPC D14/223, 205, 206; D24/106, 174;
128/864, 865, 866; 181/129, 130, 135;
379/430, 431; 381/380, 381, 322-324,
381/330; 455/90.3, 575, 1, 569.1
CPC H04R 1/10; H04R 25/00; H04R 1/1016;
H04R 1/1066; H04R 5/033; H04R
5/0335; H04R 1/1091; H04R 1/1058;
H04R 1/105; H04R 1/1083
See application file for complete search history.

- (56) **References Cited**
U.S. PATENT DOCUMENTS
D658,581 S 5/2012 Reade et al.
D775,108 S * 12/2016 Hsieh D14/223
D784,962 S * 4/2017 Yang D14/223
D806,388 S 1/2018 Akana et al.
D818,268 S 5/2018 Akana et al.
D820,809 S 6/2018 Akana et al.
D847,125 S 4/2019 Akana et al.
D847,794 S * 5/2019 Guo D14/223
D849,401 S 5/2019 Akana et al.
D860,976 S * 9/2019 Zhang D14/223
D864,165 S * 10/2019 Roberts D14/223

- D878,045 S 3/2020 Akana et al.
- D881,572 S 4/2020 Wang et al.
- D883,260 S * 5/2020 Hu D14/223
- D887,396 S * 6/2020 Wang D14/223
- D888,662 S 6/2020 Cramer et al.
- D888,690 S * 6/2020 Yan D14/223
- D890,091 S 7/2020 Cramer et al.

(Continued)

OTHER PUBLICATIONS

TSDR Information for United States Patent and Trademark Office trademark application Serial No. 90525819, presented by TDSR dated Apr. 21, 2021.

Primary Examiner — Katie Jane Stofko
(74) *Attorney, Agent, or Firm* — Onello & Mello, LLP

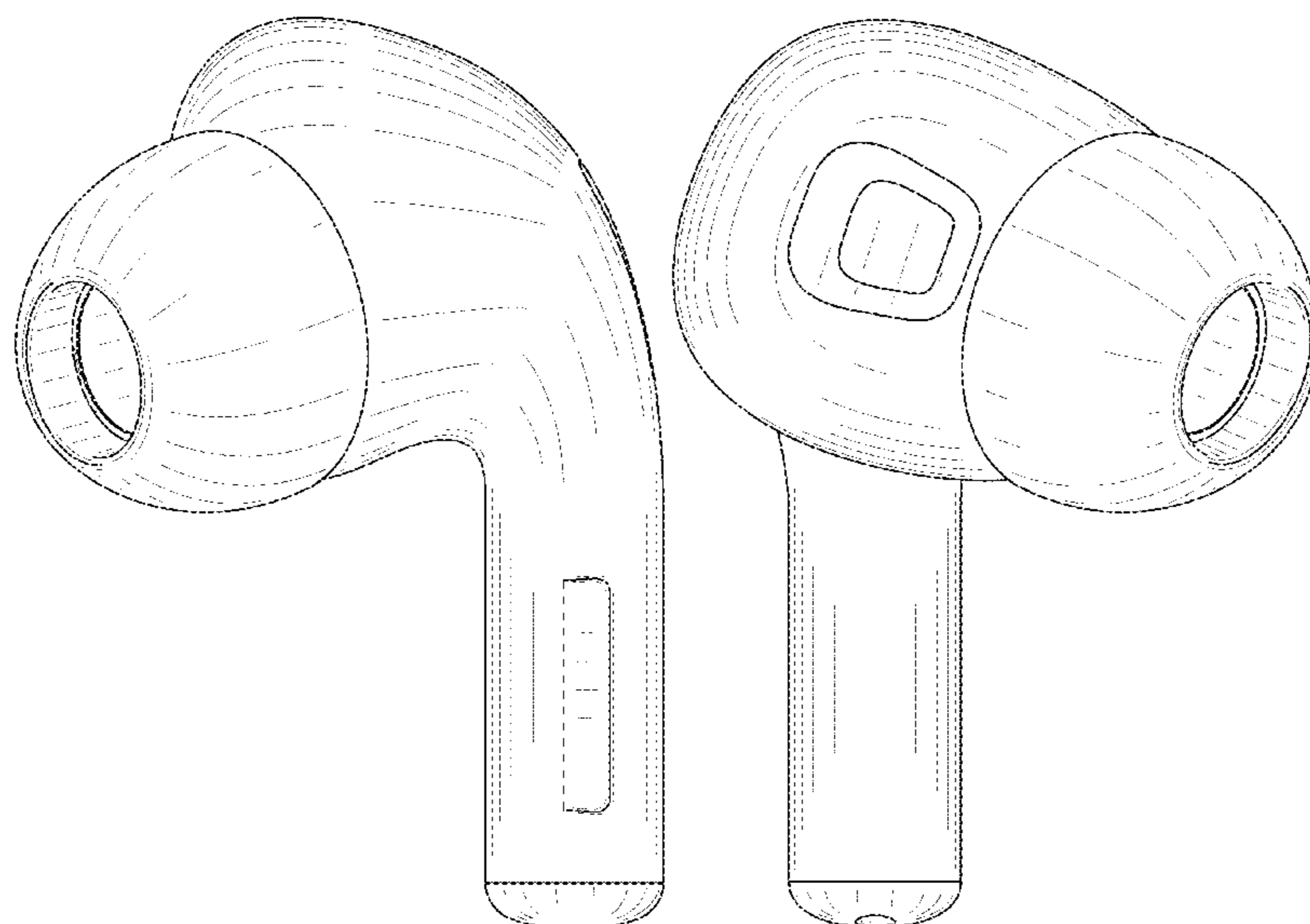
(57) **CLAIM**

The ornamental design for an pair of earphones, as shown and described.

DESCRIPTION

FIG. 1 is a right, bottom perspective view of the left earphone of a pair of earphones in accordance with the design, the right earphone being a mirror image thereof; FIG. 2 is a right side elevation view thereof, the right earphone being a mirror image thereof; FIG. 3 is a rear elevation view thereof, the right earphone being a mirror image thereof; FIG. 4 is a left side elevation view thereof, the right earphone being a mirror image thereof; FIG. 5 is a front elevation view thereof, the right earphone being a mirror image thereof; FIG. 6 is a bottom plan view thereof, the right earphone being a mirror image thereof; and, FIG. 7 is a top plan view thereof, the right earphone being a mirror image thereof. The broken lines shown in FIGS. 1-3 illustrate portions of the pair of earphones that form no part of the claimed design.

1 Claim, 4 Drawing Sheets



(56)

References Cited

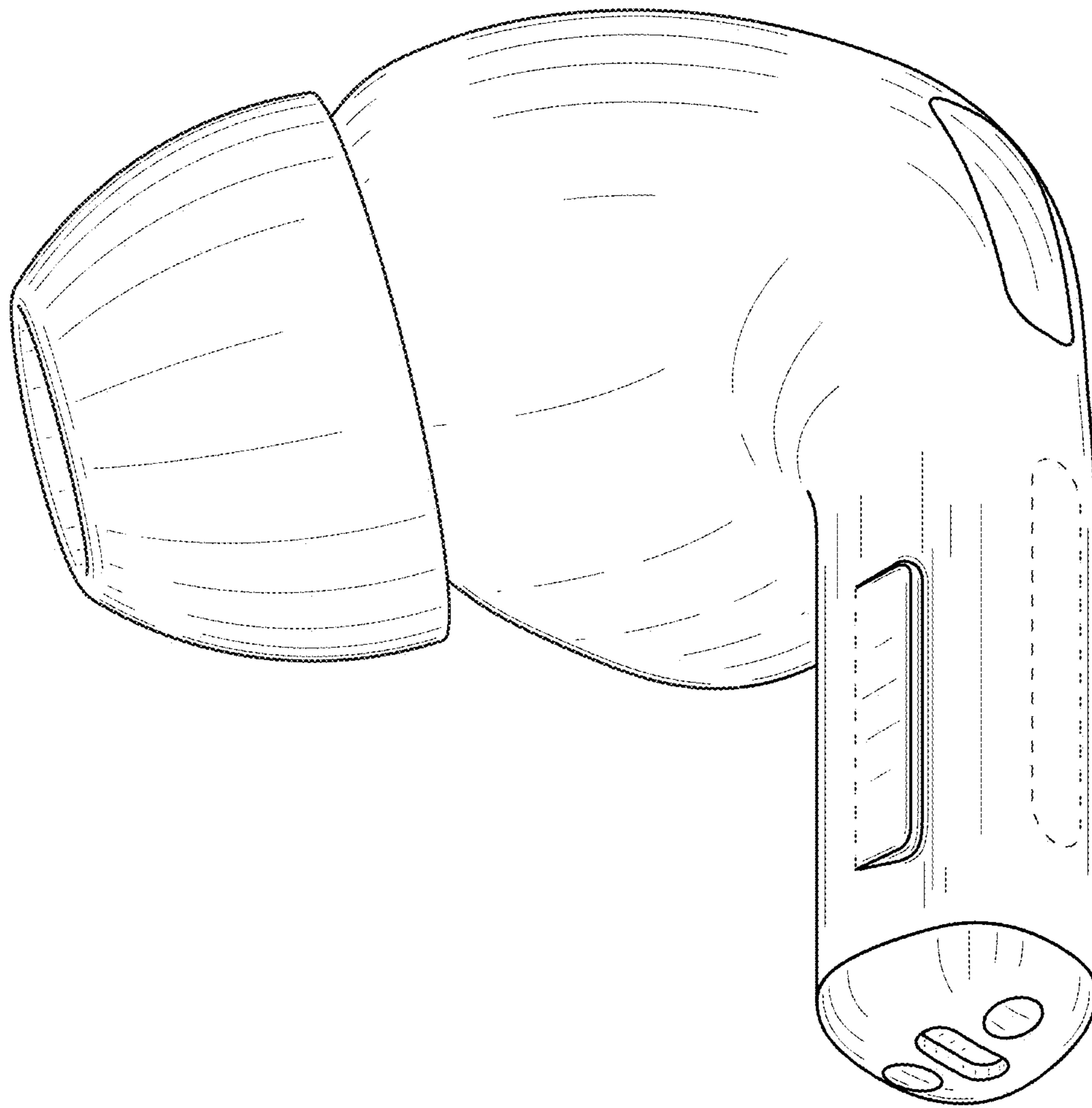
U.S. PATENT DOCUMENTS

D890,138 S * 7/2020 Peng D14/223
 D893,184 S 8/2020 Liu
 D893,462 S * 8/2020 Liu D14/223
 D894,875 S * 9/2020 Zhao D14/223
 D895,579 S * 9/2020 Yang D14/223
 D895,582 S * 9/2020 Wu D14/223
 D896,207 S * 9/2020 He D14/223
 D897,678 S 10/2020 Koh
 D897,997 S 10/2020 Zhang
 D902,588 S 11/2020 Zhang
 D904,025 S 12/2020 Ma
 D904,351 S * 12/2020 Zhang D14/223
 D904,755 S 12/2020 Birger
 D904,977 S 12/2020 Deng
 D905,018 S * 12/2020 Zhu D14/223
 D905,019 S * 12/2020 Liu D14/223
 D905,430 S 12/2020 Kwak et al.
 D906,238 S 12/2020 Zhang et al.
 D906,297 S 12/2020 Akana et al.
 D907,008 S * 1/2021 Yao D14/223

D907,009 S 1/2021 Akana et al.
 D907,010 S 1/2021 Akana et al.
 D908,345 S 1/2021 He et al.
 D910,553 S 2/2021 Cramer et al.
 D910,600 S * 2/2021 Zhang D14/223
 D911,027 S 2/2021 Liang et al.
 D911,028 S 2/2021 Lee
 D911,944 S 3/2021 Gao
 D912,622 S 3/2021 Zhou
 D914,591 S 3/2021 Ganapathy et al.
 D914,644 S * 3/2021 Zhu D14/223
 D914,646 S * 3/2021 Yang D14/223
 D914,648 S * 3/2021 Zhou D14/223
 D917,389 S 4/2021 Ye
 D918,138 S 5/2021 Ma
 D918,182 S * 5/2021 Chen D14/223
 D922,315 S 6/2021 Zhang
 D922,946 S 6/2021 Chen
 D924,798 S 7/2021 Ando
 D928,745 S 8/2021 Akana et al.
 D929,380 S * 8/2021 Park D14/223
 D929,969 S * 9/2021 Ding D14/223
 2021/0013917 A1 * 1/2021 McCaughey et al. . H01Q 19/30

* cited by examiner

FIG. 1



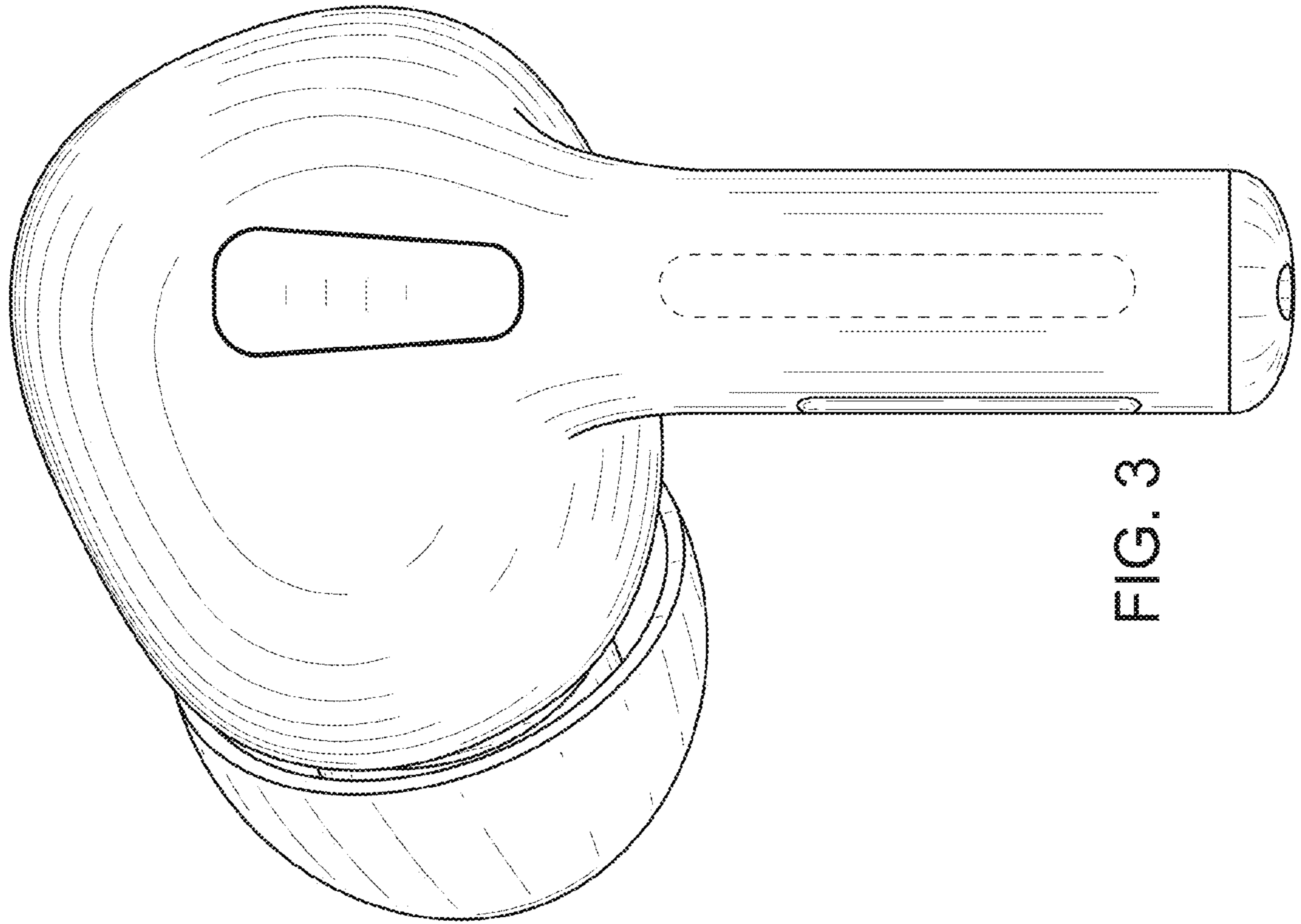


FIG. 3

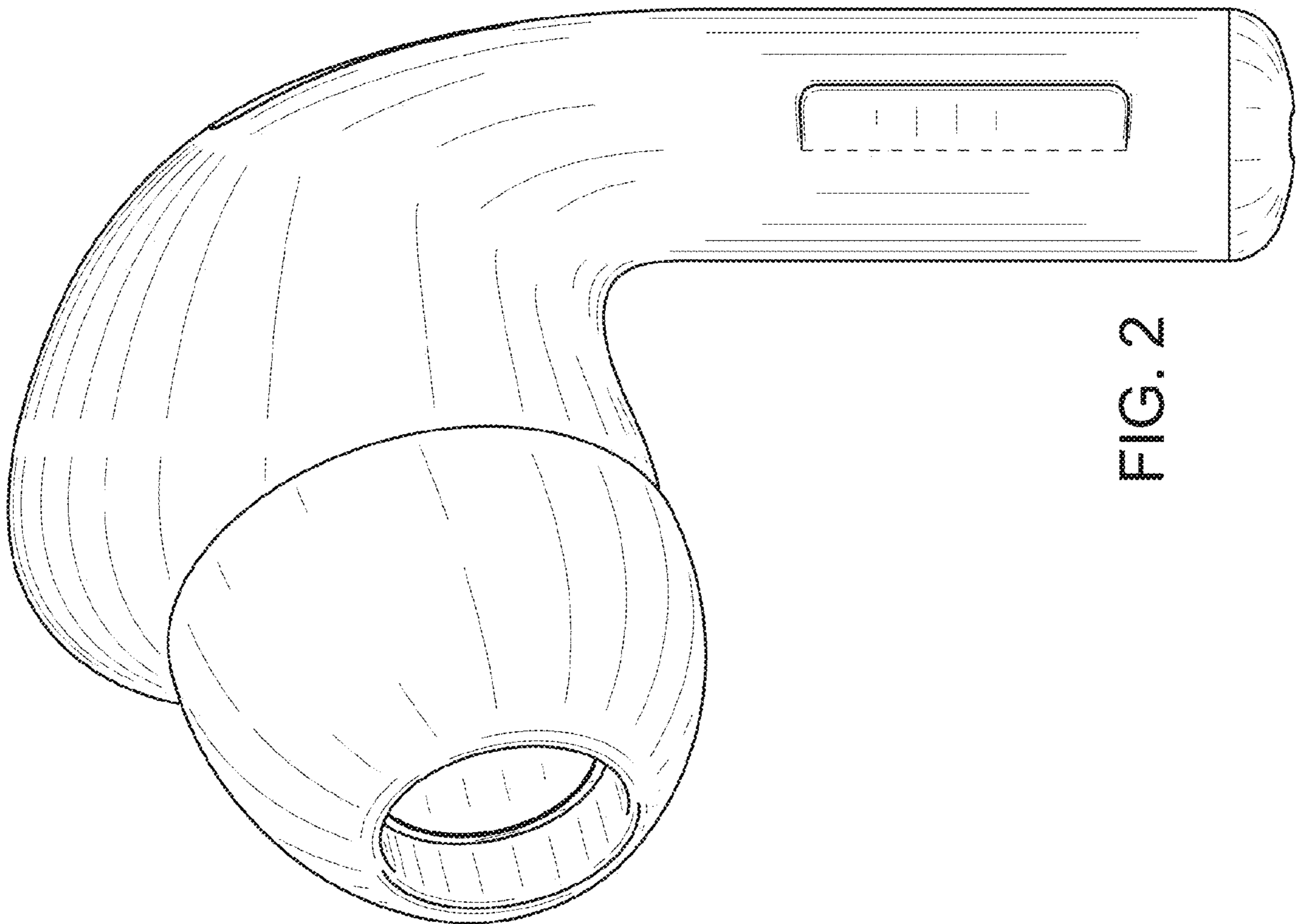


FIG. 2

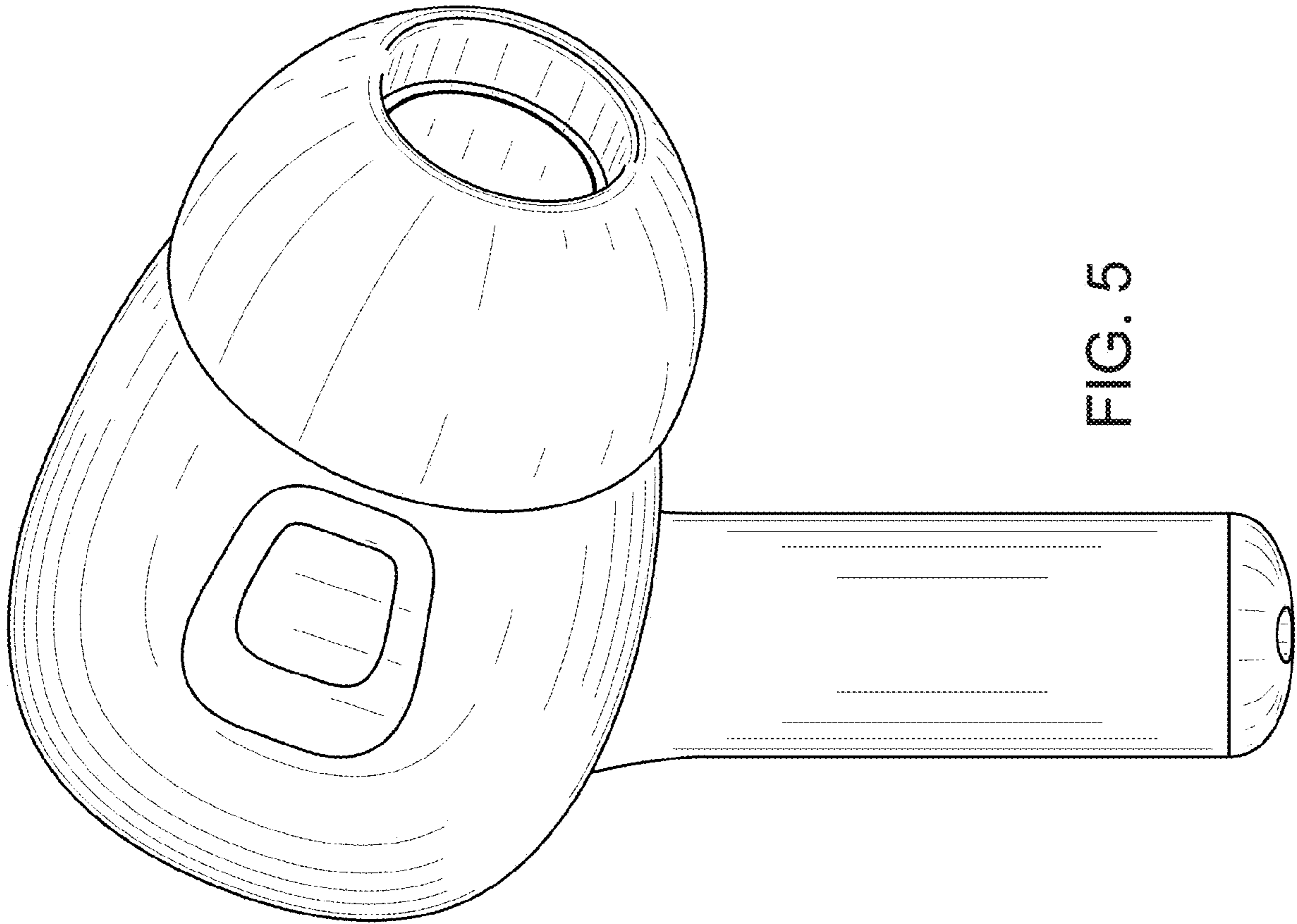


FIG. 5

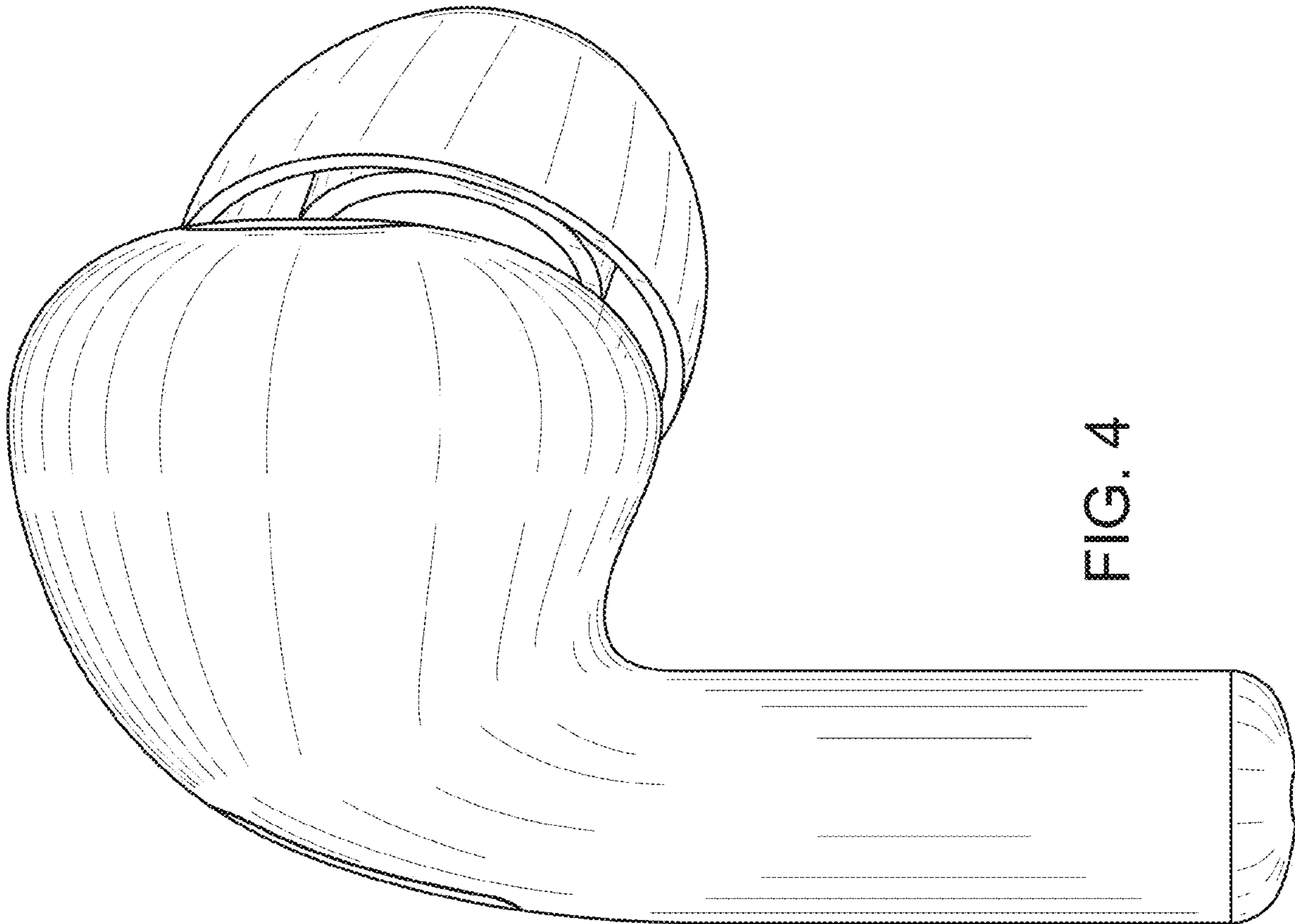


FIG. 4

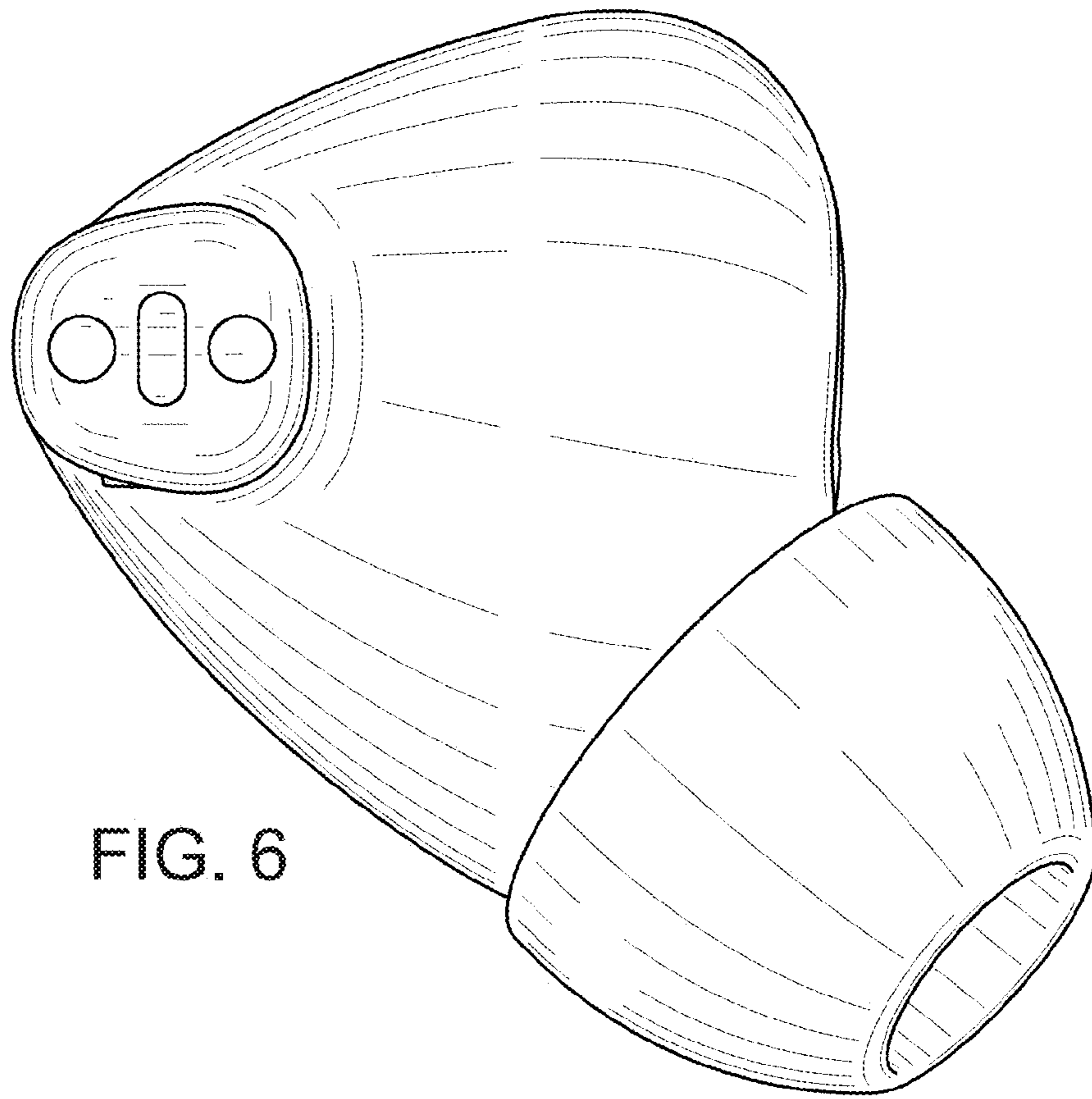


FIG. 6

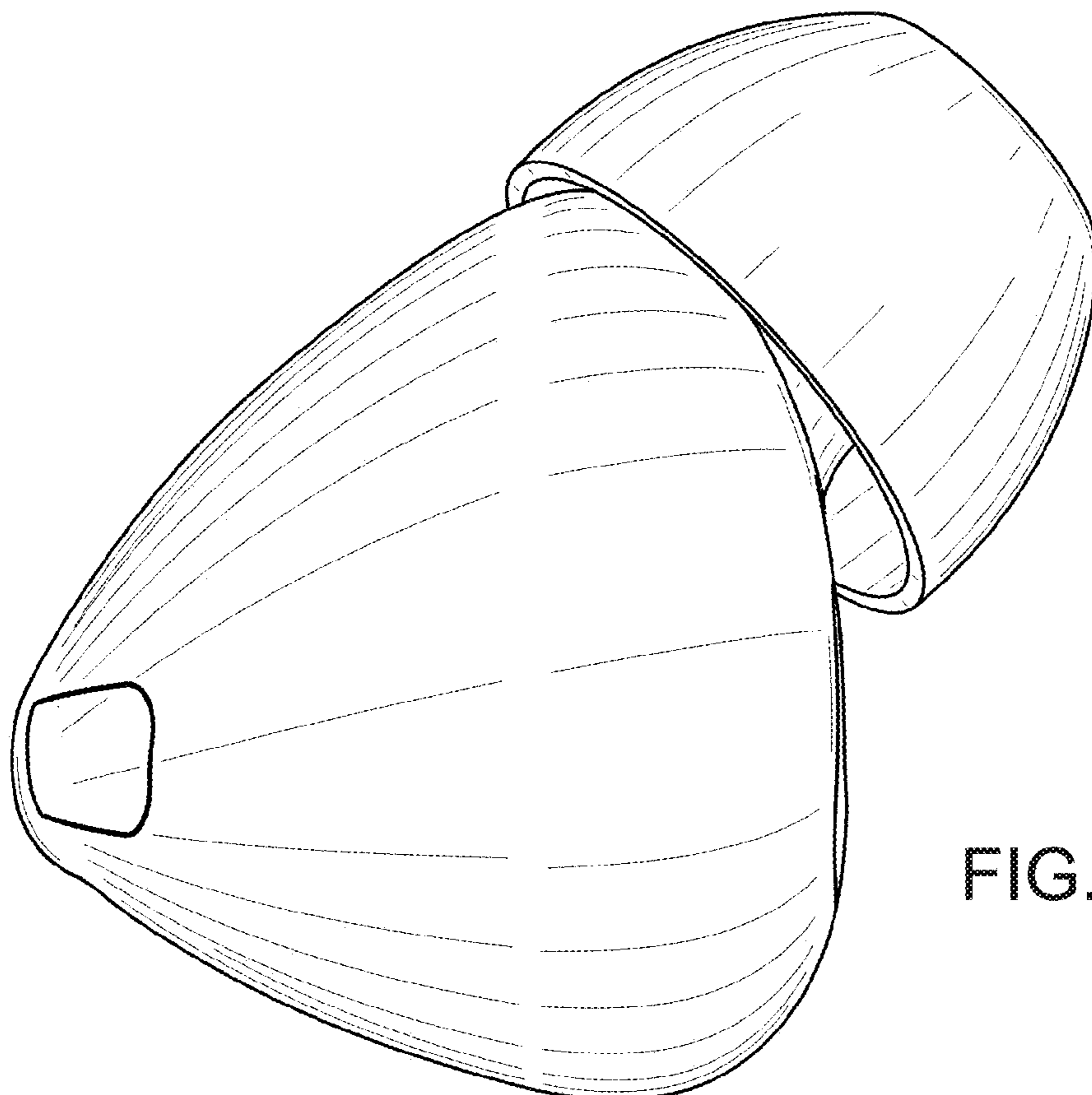


FIG. 7