



US00D939473S

(12) **United States Design Patent** (10) **Patent No.:** **US D939,473 S**
Kim et al. (45) **Date of Patent:** **** Dec. 28, 2021**

(54) **INDOOR WALL WITH BUILT-IN HOME APPLIANCES**

(71) Applicant: **LG ELECTRONICS INC.**, Seoul (KR)

(72) Inventors: **Youngyoung Kim**, Seoul (KR); **Junghan Ryu**, Seoul (KR); **Taeho Kim**, Seoul (KR); **Kyusuh Park**, Seoul (KR); **Jipyo Hong**, Seoul (KR); **Chulmin Lim**, Seoul (KR); **Bumsang Lee**, Seoul (KR); **Mijin Jung**, Seoul (KR); **Junghyun Joo**, Seoul (KR); **Junki Kim**, Seoul (KR)

(73) Assignee: **LG ELECTRONICS INC.**, Seoul (KR)

(**) Term: **15 Years**

(21) Appl. No.: **29/716,356**

(22) Filed: **Dec. 9, 2019**

(30) **Foreign Application Priority Data**

Jun. 10, 2019 (KR) 30-2019-0027419

(51) **LOC (13) Cl.** **14-03**

(52) **U.S. Cl.**
USPC **D14/217**

(58) **Field of Classification Search**

USPC D13/162, 164, 171, 177, 199; D14/336, D14/371, 374, 389, 432-434, 217; D23/351-354, 385, 355, 357, 361

CPC H05B 47/105; H05B 45/10; H05B 45/20; H05B 47/19; H05B 1/0236; H05B 1/0275; H05B 2203/026; H05B 45/00; H05B 47/11; H05B 47/155; H05B 47/16; H05B 47/175; H05B 6/6447; H05B 6/6473; H05B 6/782; H01H 2239/036; H01H 45/04; H01H 45/12; H01H 50/12; H01H 9/52; H02G 13/40; H02G 3/16

See application file for complete search history.

(56) **References Cited**

U.S. PATENT DOCUMENTS

D549,311 S *	8/2007	Yoo	D23/351
D551,744 S *	9/2007	Yoo	D23/351
D552,042 S *	10/2007	Mayo	D13/164
D558,864 S *	1/2008	Yoo	D23/351
D558,865 S *	1/2008	Yoo	D23/351
D636,474 S *	4/2011	Choi	D23/351

(Continued)

Primary Examiner — Khawaja Anwar

(74) *Attorney, Agent, or Firm* — Birch, Stewart, Kolasch & Birch, LLP

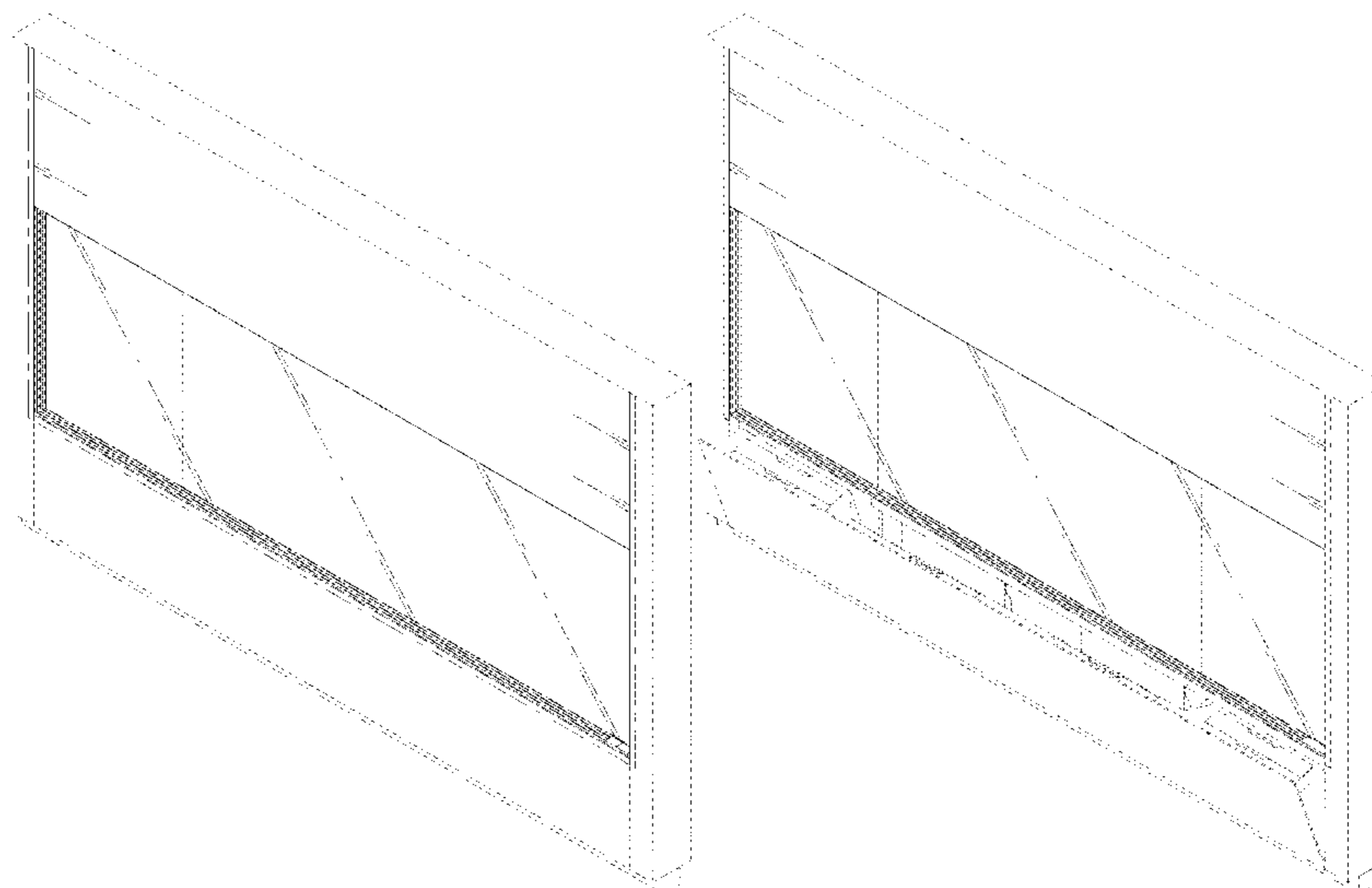
(57) **CLAIM**

The ornamental design for an indoor wall with built-in home appliances, as shown and described.

DESCRIPTION

FIG. 1 is a front perspective view of the indoor wall with built-in home appliances showing our new design;
 FIG. 2 is a front view thereof;
 FIG. 3 is a rear view thereof;
 FIG. 4 is a left side view thereof where the right side view is a mirror image;
 FIG. 5 is a top view thereof;
 FIG. 6 is a bottom view thereof;
 FIG. 7 is a reference view showing the state where various modularized built-in home appliances are installed at the front bottom of the claimed design;
 FIG. 8 is a reference view showing the state of use that part of the front center is used as a TV; and,
 FIG. 9 is a reference view showing the state of use that whole of the front center is used as a TV.
 The broken lines depict portions of the indoor wall with built-in home appliances that form no part of the claimed design. The dash-dot broken lines define the bounds of the claimed design and form no part thereof.

1 Claim, 9 Drawing Sheets



(56)

References Cited

U.S. PATENT DOCUMENTS

D650,784	S	*	12/2011	Feldstein	D14/434
D690,661	S	*	10/2013	Wisniewski	D13/162
D691,251	S	*	10/2013	Couture	D23/342
D818,800	S	*	5/2018	Poulheim	D8/353
D825,492	S	*	8/2018	Mosolygo	D13/164
D831,582	S	*	10/2018	Poulheim	D13/162
D831,583	S	*	10/2018	Poulheim	D13/162
D832,225	S	*	10/2018	Poulheim	D13/162
D832,226	S	*	10/2018	Poulheim	D13/162
D833,987	S	*	11/2018	Poulheim	D13/164
D834,535	S	*	11/2018	Poulheim	D13/162
D834,536	S	*	11/2018	Poulheim	D13/162
D834,537	S	*	11/2018	Poulheim	D13/162
D834,538	S	*	11/2018	Poulheim	D13/162
D834,539	S	*	11/2018	Poulheim	D13/164
D834,540	S	*	11/2018	Poulheim	D13/164
D835,051	S	*	12/2018	Poulheim	D13/162
D900,062	S	*	10/2020	Park	D14/217
D900,063	S	*	10/2020	Park	D14/217
D901,314	S	*	11/2020	Atwood	D10/50
D906,291	S	*	12/2020	Park	D14/217
D922,670	S	*	6/2021	Wendling	D26/138
2004/0164966	A1	*	8/2004	Lee	G06F 3/0488 345/173
2017/0025835	A1	*	1/2017	Johnson	H02G 3/14

* cited by examiner

FIG. 1

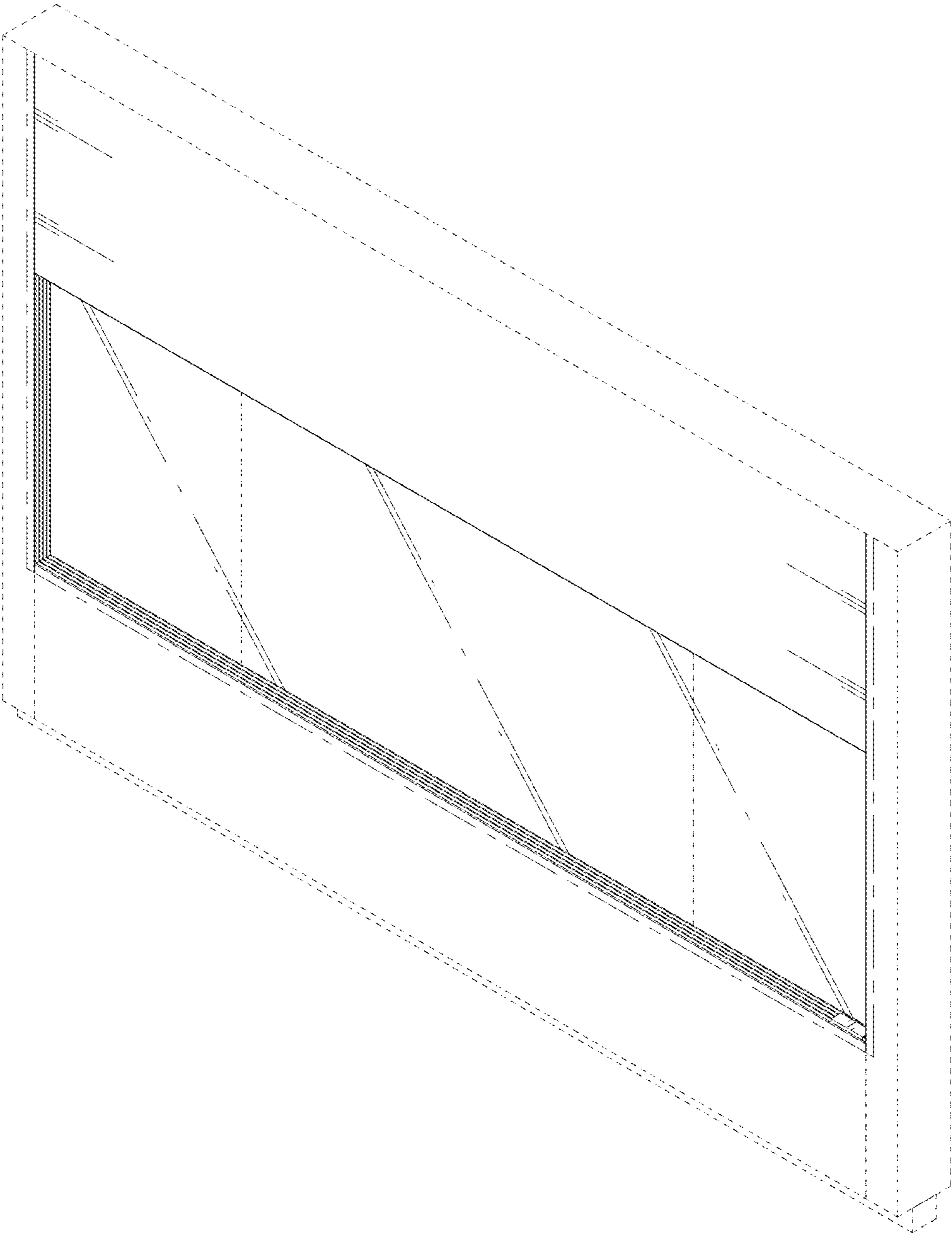


FIG. 2

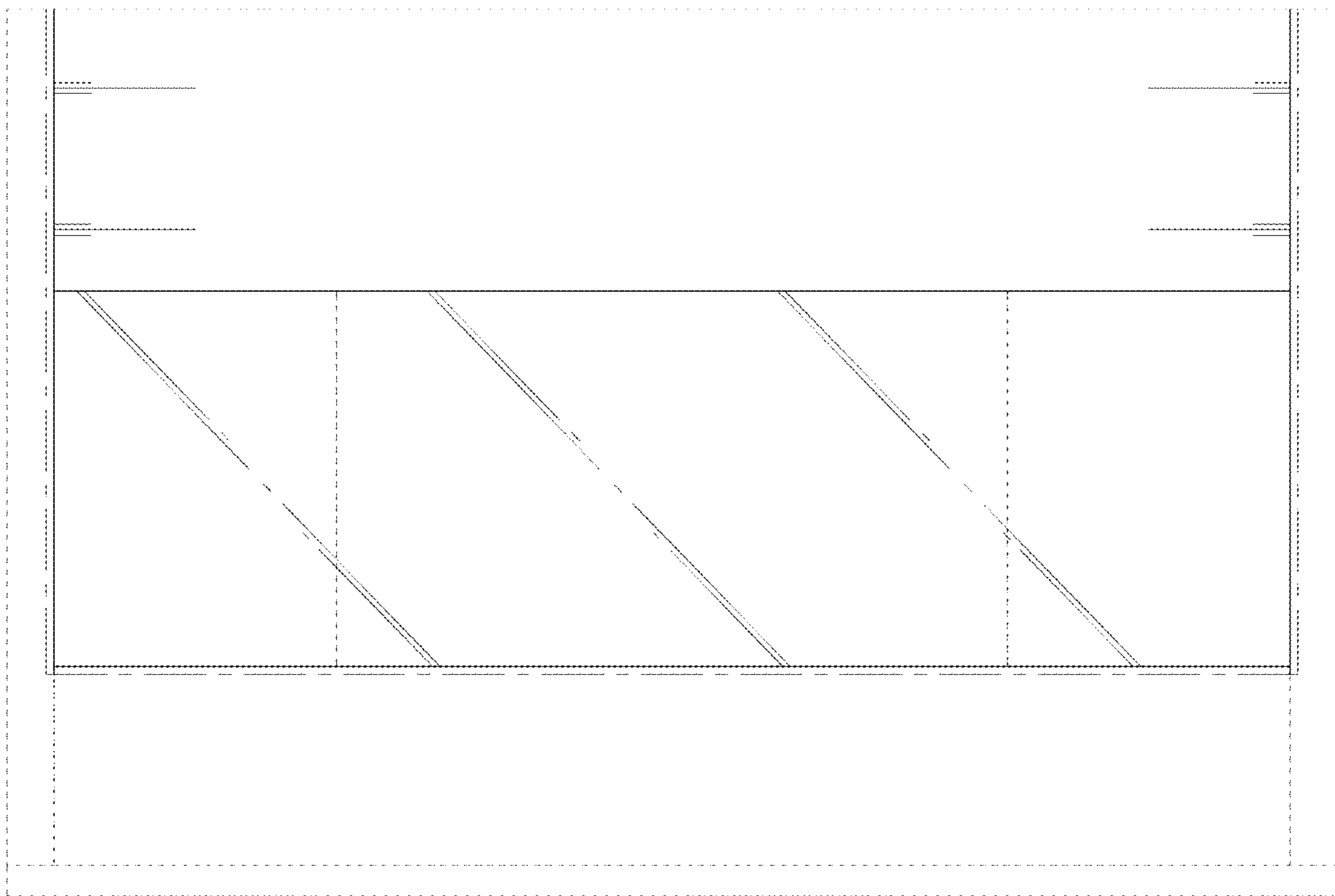


FIG. 3




FIG. 4




FIG. 5



FIG. 6




FIG. 7

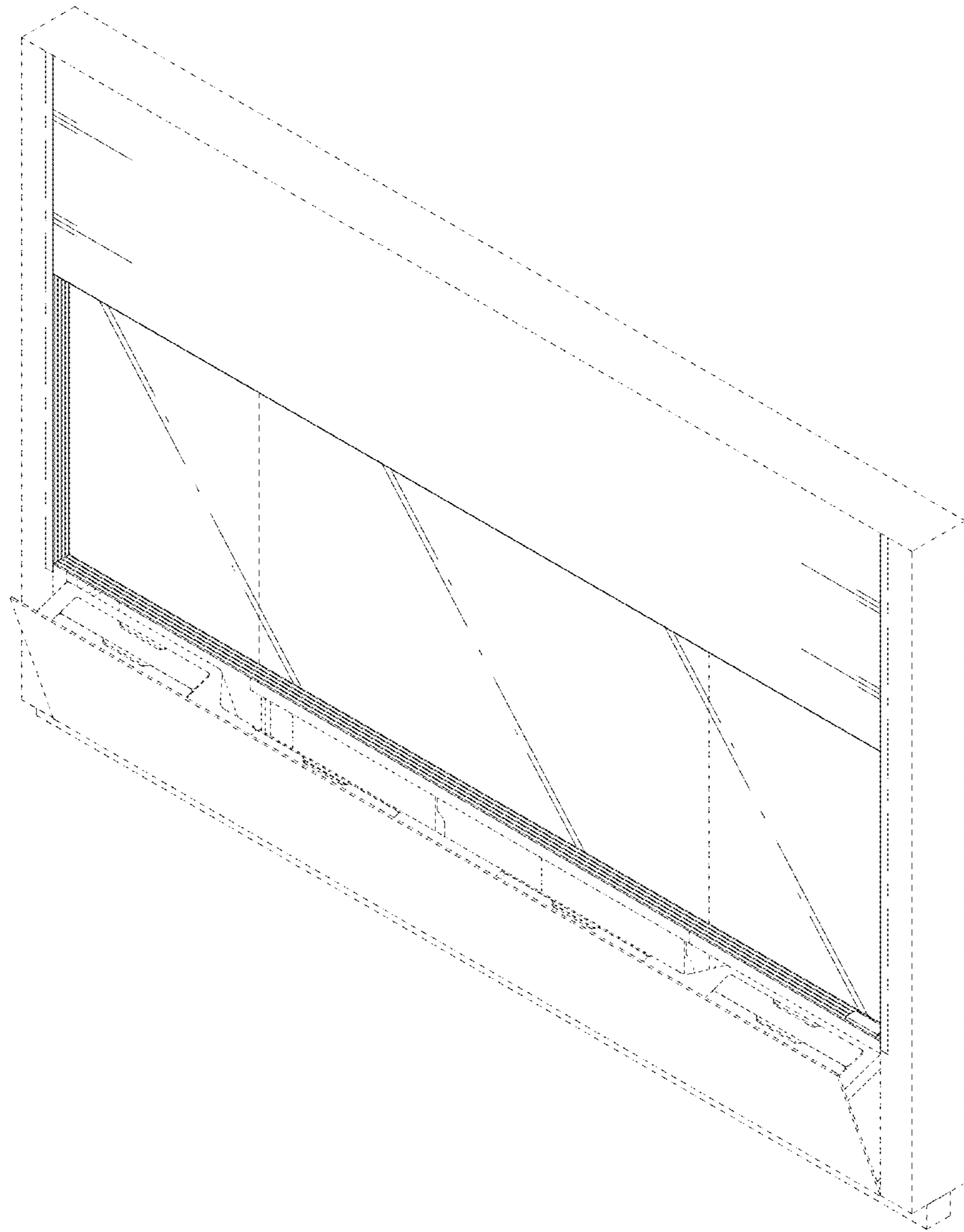


FIG. 8

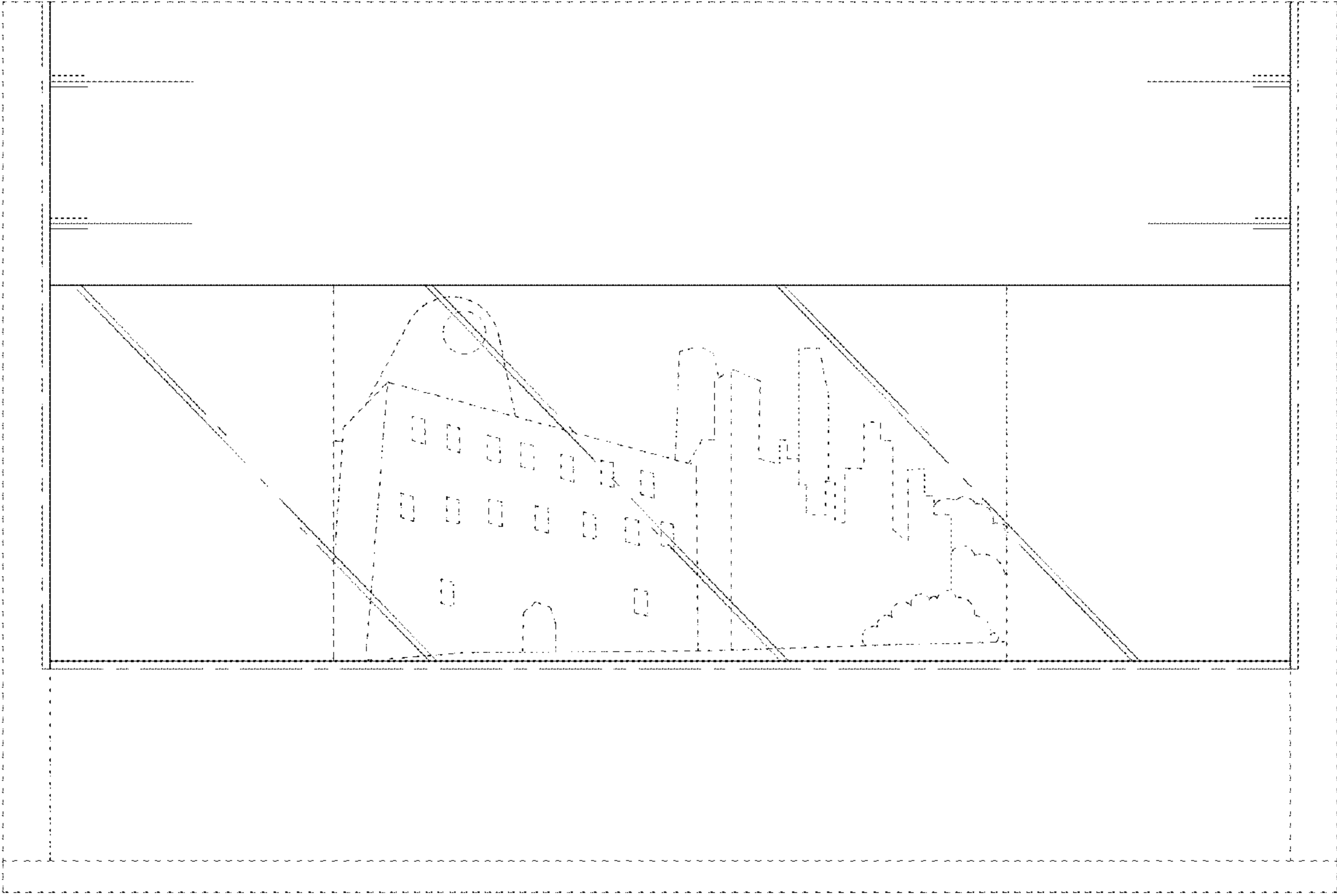


FIG. 9

