



US00D939472S

(12) **United States Design Patent** (10) **Patent No.:** **US D939,472 S**
Kim et al. (45) **Date of Patent:** **** Dec. 28, 2021**

(54) **INDOOR WALL WITH BUILT-IN HOME APPLIANCES**

(71) Applicant: **LG ELECTRONICS INC.**, Seoul (KR)

(72) Inventors: **Youngyoung Kim**, Seoul (KR); **Junghan Ryu**, Seoul (KR); **Taeho Kim**, Seoul (KR); **Kyusuh Park**, Seoul (KR); **Jipyo Hong**, Seoul (KR); **Chulmin Lim**, Seoul (KR); **Bumsang Lee**, Seoul (KR); **Mijin Jung**, Seoul (KR); **Junghyun Joo**, Seoul (KR); **Junki Kim**, Seoul (KR)

(73) Assignee: **LG ELECTRONICS INC.**, Seoul (KR)

(**) Term: **15 Years**

(21) Appl. No.: **29/716,328**

(22) Filed: **Dec. 9, 2019**

(30) **Foreign Application Priority Data**

Jun. 10, 2019 (KR) 30-2019-0027421

(51) **LOC (13) Cl.** **14-03**

(52) **U.S. Cl.**
USPC **D14/217**

(58) **Field of Classification Search**

USPC D13/162, 164, 171, 177, 199; D14/336, D14/371, 374, 389, 432-434, 217; D23/351-354, 385, 355, 357, 361
CPC H05B 47/105; H05B 45/10; H05B 45/20; H05B 47/19; H05B 1/0236; H05B 1/0275; H05B 2203/026; H05B 45/00; H05B 47/11; H05B 47/155; H05B 47/16; H05B 47/175; H05B 6/6447; H05B 6/6473; H05B 6/782; H01H 2239/036; H01H 45/04; H01H 45/12; H01H 50/12; H01H 9/52; H02G 13/40; H02G 3/16

See application file for complete search history.

(56) **References Cited**

U.S. PATENT DOCUMENTS

D549,311 S * 8/2007 Yoo D23/351
D551,744 S * 9/2007 Yoo D23/351
D552,042 S * 10/2007 Mayo D13/164

(Continued)

Primary Examiner — Khawaja Anwar

(74) *Attorney, Agent, or Firm* — Birch, Stewart, Kolasch & Birch, LLP

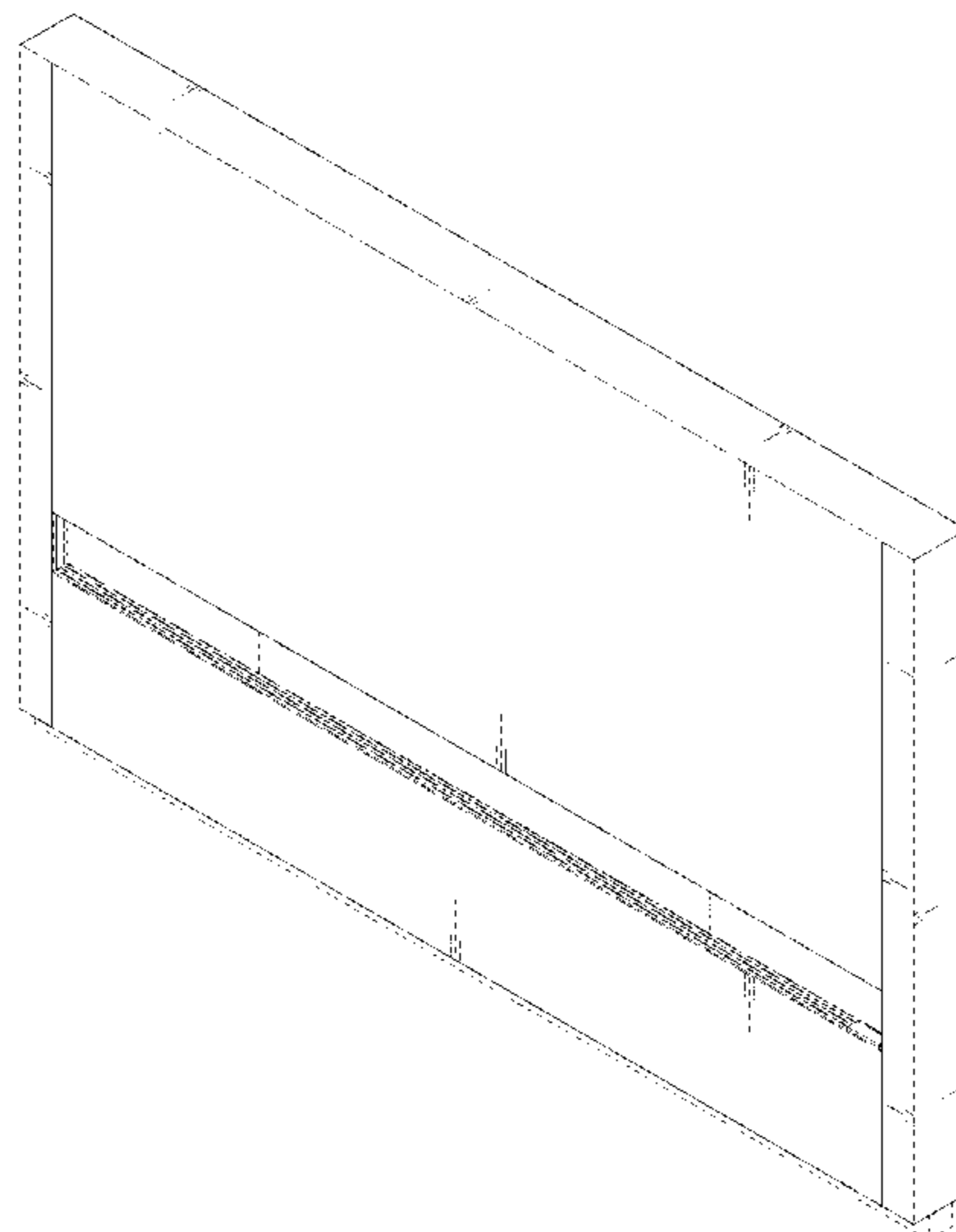
(57) **CLAIM**

The ornamental design for an indoor wall with built-in home appliances, as shown and described.

DESCRIPTION

FIG. 1 is a front perspective view of the indoor wall with built-in home appliances showing our new design; FIG. 2 is a front view thereof; FIG. 3 is a rear view thereof; FIG. 4 is a left side view thereof where the right side view is a mirror image; FIG. 5 is a top view thereof; FIG. 6 is a bottom view thereof; FIG. 7 is a rear perspective view thereof; FIG. 8 is a reference view showing the state where various modularized built-in home appliances are installed at the front bottom of the claimed design; FIG. 9 is a reference view showing the use state that the widgets are displayed on front center below part of the claimed design; and, FIG. 10 is a reference view showing the use state that the built-in home appliances and widget are controlled by touch pad on the right of the front center below part of the claimed design.
The broken lines depict portions of the indoor wall with built-in home appliances that form no part of the claimed design.

1 Claim, 10 Drawing Sheets



(56)

References Cited

U.S. PATENT DOCUMENTS

D558,864	S	*	1/2008	Yoo	D23/351
D558,865	S	*	1/2008	Yoo	D23/351
D636,474	S	*	4/2011	Choi	D23/351
D650,784	S	*	12/2011	Feldstein	D14/434
D690,661	S	*	10/2013	Wisniewski	D13/162
D691,251	S	*	10/2013	Couture	D23/342
D818,800	S	*	5/2018	Poulheim	D8/353
D825,492	S	*	8/2018	Mosolygo	D13/164
D831,582	S	*	10/2018	Poulheim	D13/162
D831,583	S	*	10/2018	Poulheim	D13/162
D832,225	S	*	10/2018	Poulheim	D13/162
D832,226	S	*	10/2018	Poulheim	D13/162
D833,987	S	*	11/2018	Poulheim	D13/164
D834,535	S	*	11/2018	Poulheim	D13/162
D834,536	S	*	11/2018	Poulheim	D13/162
D834,537	S	*	11/2018	Poulheim	D13/162
D834,538	S	*	11/2018	Poulheim	D13/162
D834,539	S	*	11/2018	Poulheim	D13/164
D834,540	S	*	11/2018	Poulheim	D13/164
D835,051	S	*	12/2018	Poulheim	D13/162
D900,062	S	*	10/2020	Park	D14/217
D900,063	S	*	10/2020	Park	D14/217
D901,314	S	*	11/2020	Atwood	D10/50
D906,291	S	*	12/2020	Park	D14/217
D922,670	S	*	6/2021	Wendling	D26/138
2004/0164966	A1	*	8/2004	Lee	G06F 3/0488 345/173
2017/0025835	A1	*	1/2017	Johnson	H02G 3/14

* cited by examiner

FIG. 1

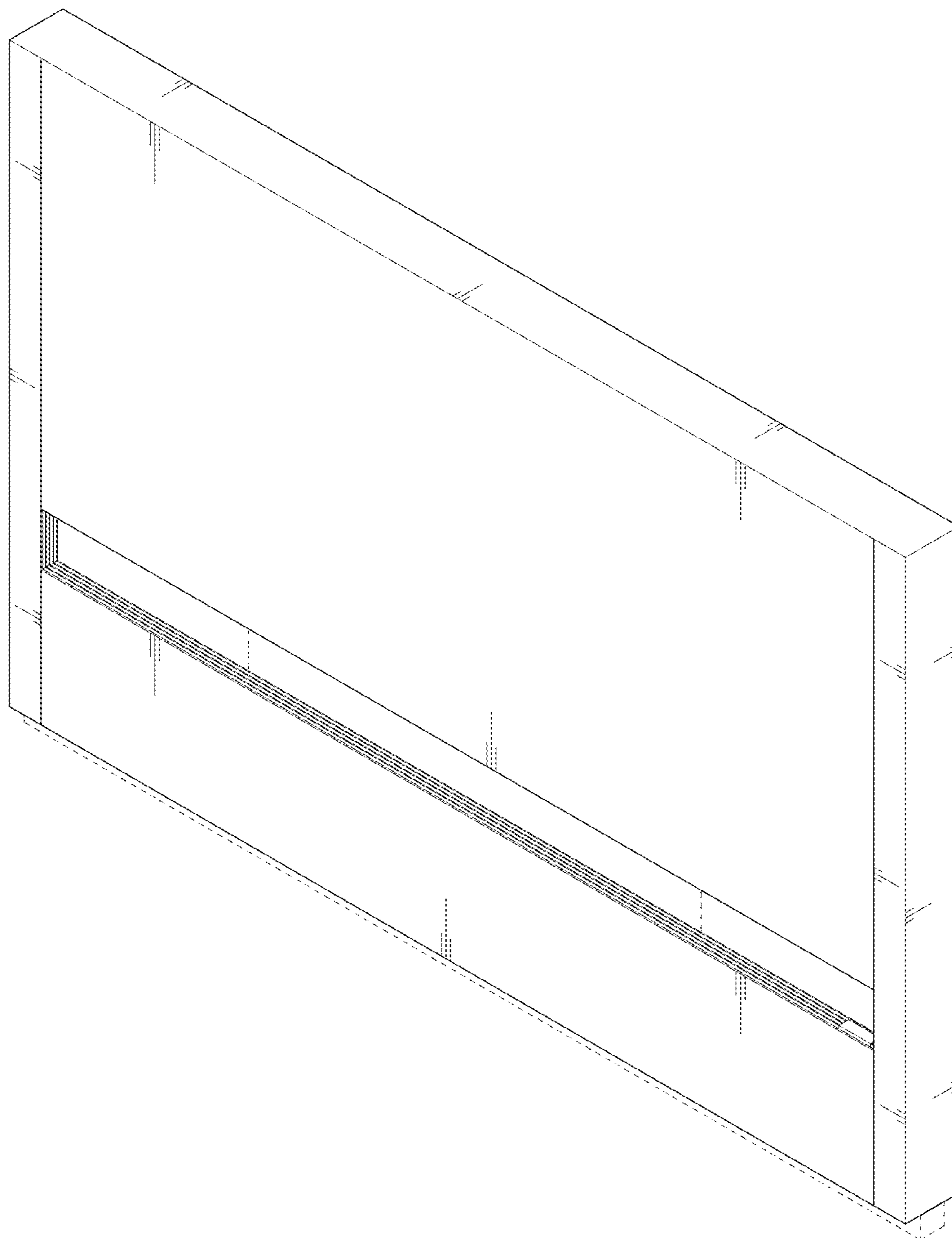


FIG. 2

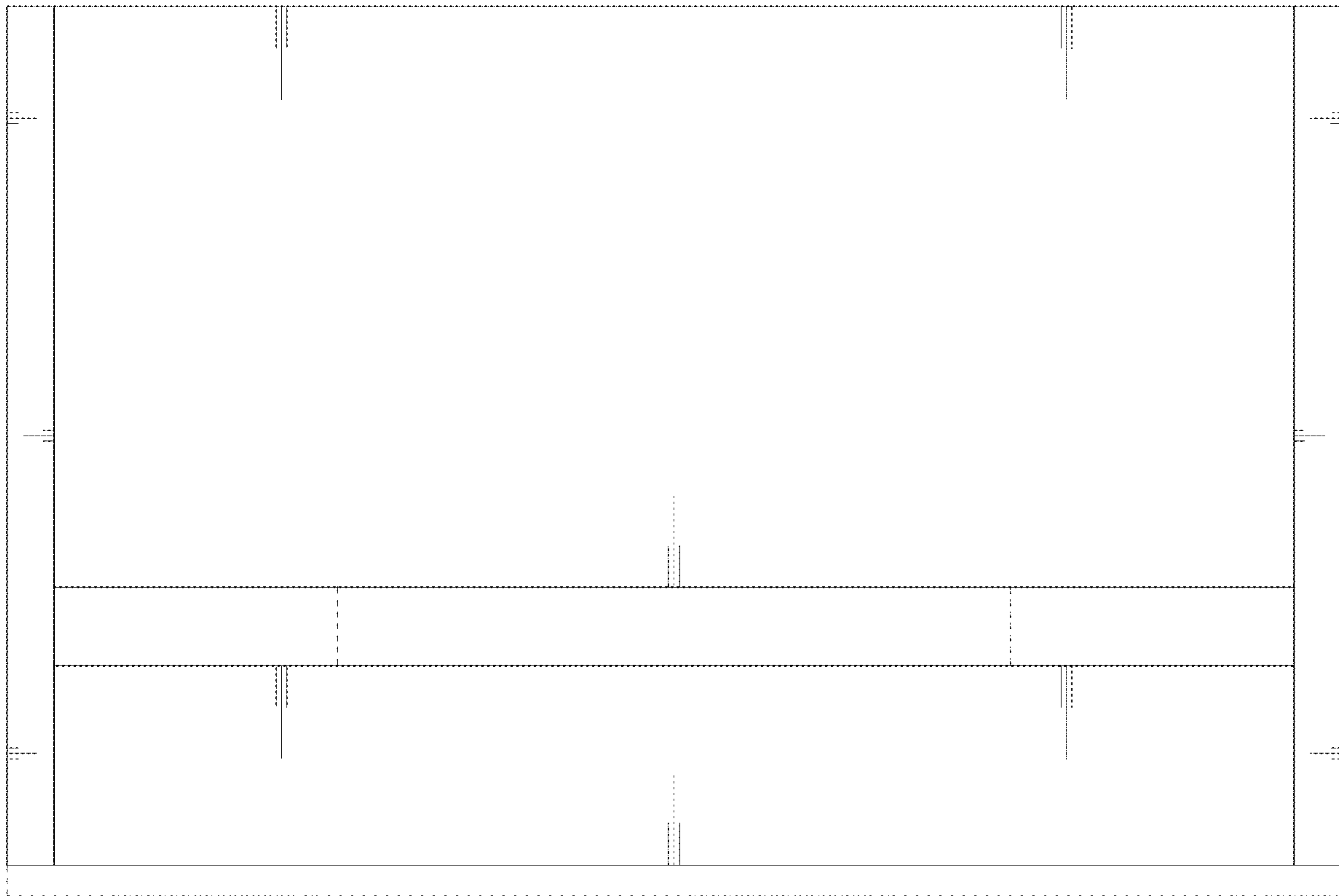


FIG. 3

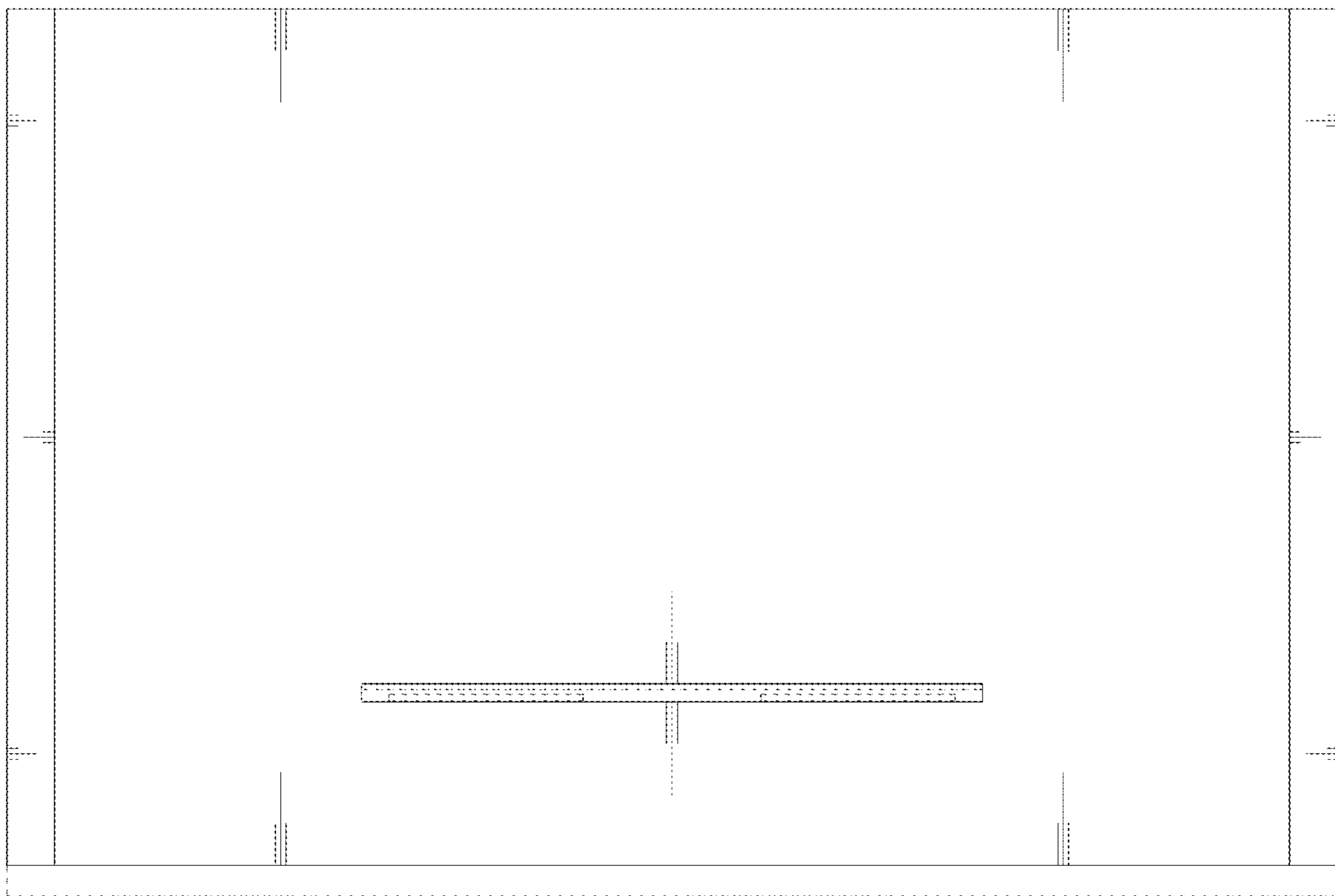


FIG. 4




FIG. 5




FIG. 6




FIG. 7

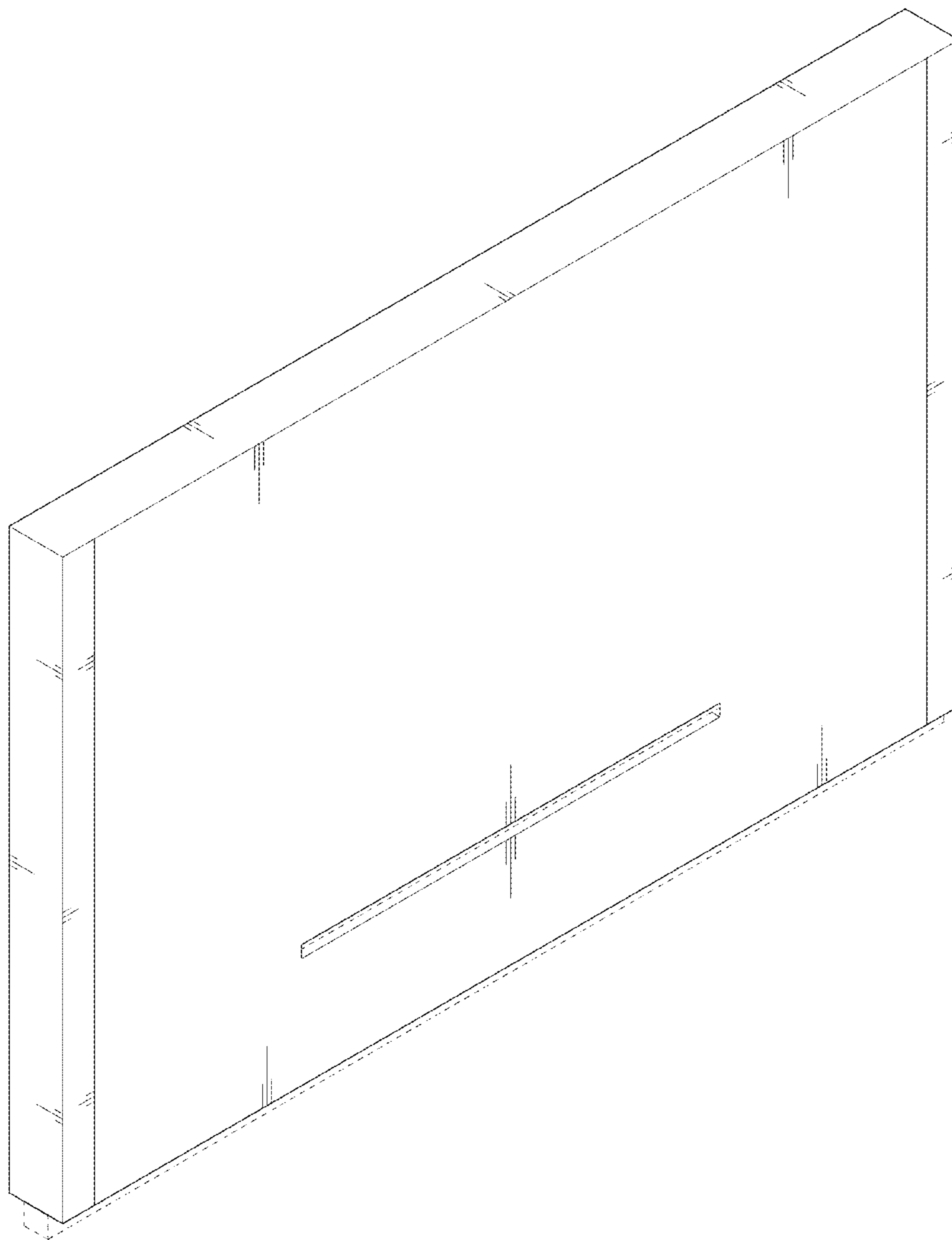


FIG. 8

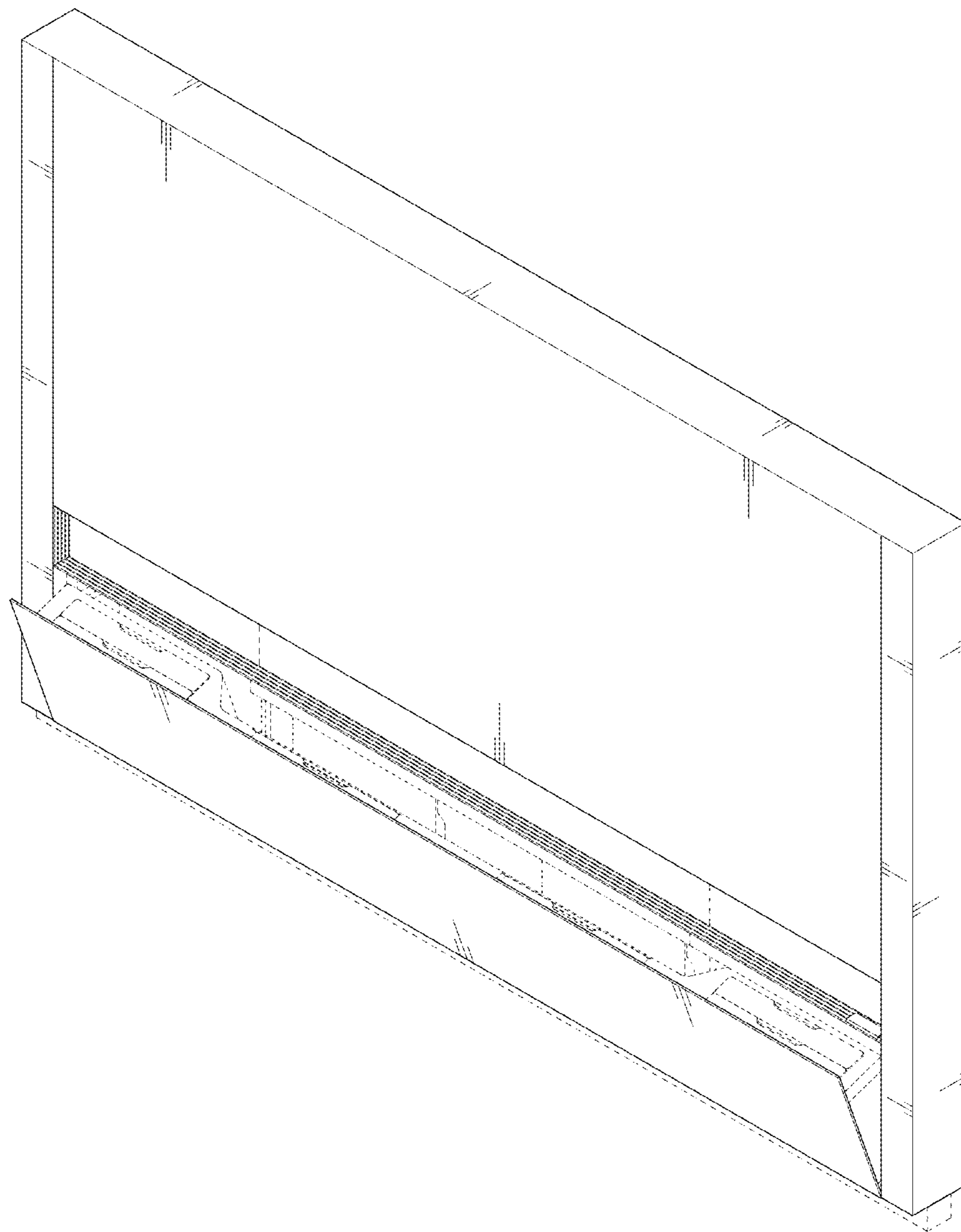


FIG. 9

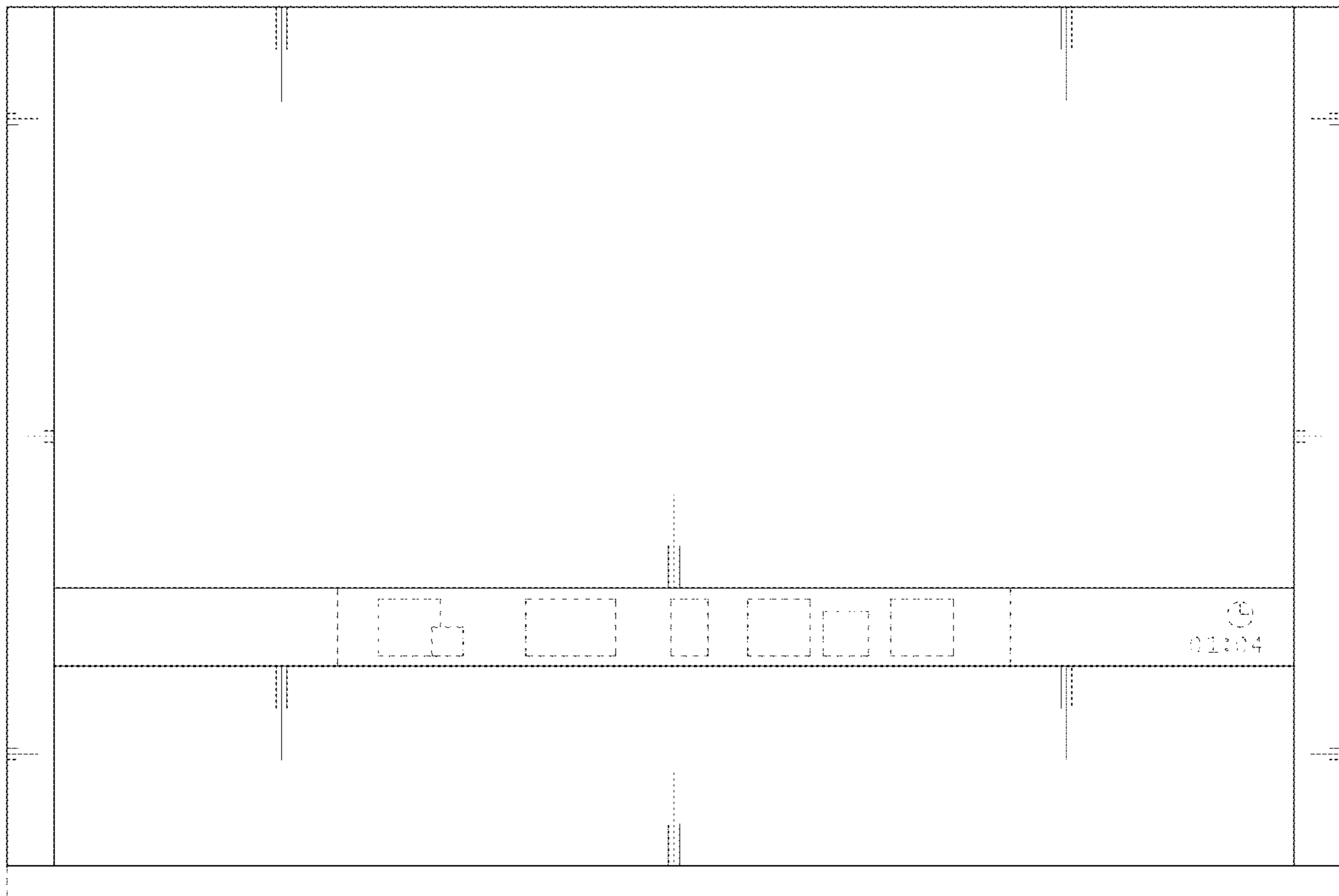


FIG. 10

