

US00D939471S

(12) **United States Design Patent**
Chen et al.

(10) **Patent No.:** **US D939,471 S**

(45) **Date of Patent:** **** Dec. 28, 2021**

(54) **SPEAKER**

(71) Applicant: **Acer Incorporated**, New Taipei (TW)

(72) Inventors: **Chun-Yu Chen**, New Taipei (TW);
Ker-Wei Lin, New Taipei (TW);
Chun-Ta Chen, New Taipei (TW);
Hao-Ming Chang, New Taipei (TW);
Li Lin, New Taipei (TW); **Feng-Ming Liu**, New Taipei (TW)

(73) Assignee: **Acer Incorporated**, New Taipei (TW)

(**) Term: **15 Years**

(21) Appl. No.: **29/722,993**

(22) Filed: **Feb. 4, 2020**

(30) **Foreign Application Priority Data**

Aug. 19, 2019 (TW) 108304933

(51) **LOC (13) Cl.** **14-01**

(52) **U.S. Cl.**
USPC **D14/216**

(58) **Field of Classification Search**
USPC D14/155–159, 160–173, 187–188,
D14/203.1–203.8, 204–216, 217–222,
D14/223, 225–229, 496
CPC H04R 1/02; H04R 1/021; H04R 1/023;
H04R 5/00; H04R 9/06; H04R 2420/07
See application file for complete search history.

(56) **References Cited**

U.S. PATENT DOCUMENTS

D217,354 S * 4/1970 Lane D14/212
D360,635 S * 7/1995 Mark D14/212
D474,172 S * 5/2003 Jacobson D14/207
D718,716 S * 12/2014 Barbu D13/110

D725,077 S * 3/2015 Wong D14/216
D813,213 S * 3/2018 Honda D14/240
D831,624 S * 10/2018 Kwon D14/240
D870,705 S * 12/2019 Lee D14/216
D902,882 S * 11/2020 Kwak D14/203.6
D905,012 S * 12/2020 Lee D14/216
D906,290 S * 12/2020 Kang D14/216
2005/0175397 A1 * 8/2005 Chen A46B 11/0013
401/281
2019/0113220 A1 * 4/2019 Haase F21V 29/713

* cited by examiner

Primary Examiner — Barbara Fox

Assistant Examiner — Aram Kwon

(74) *Attorney, Agent, or Firm* — JCIPRNET

(57) **CLAIM**

The ornamental design for a speaker, as shown and described.

DESCRIPTION

FIG. 1 is a perspective view of a speaker showing our new design;

FIG. 2 is a front view thereof;

FIG. 3 is a rear view thereof;

FIG. 4 is a left side view thereof;

FIG. 5 is a right side view thereof;

FIG. 6 is a top view thereof;

FIG. 7 is a bottom view thereof;

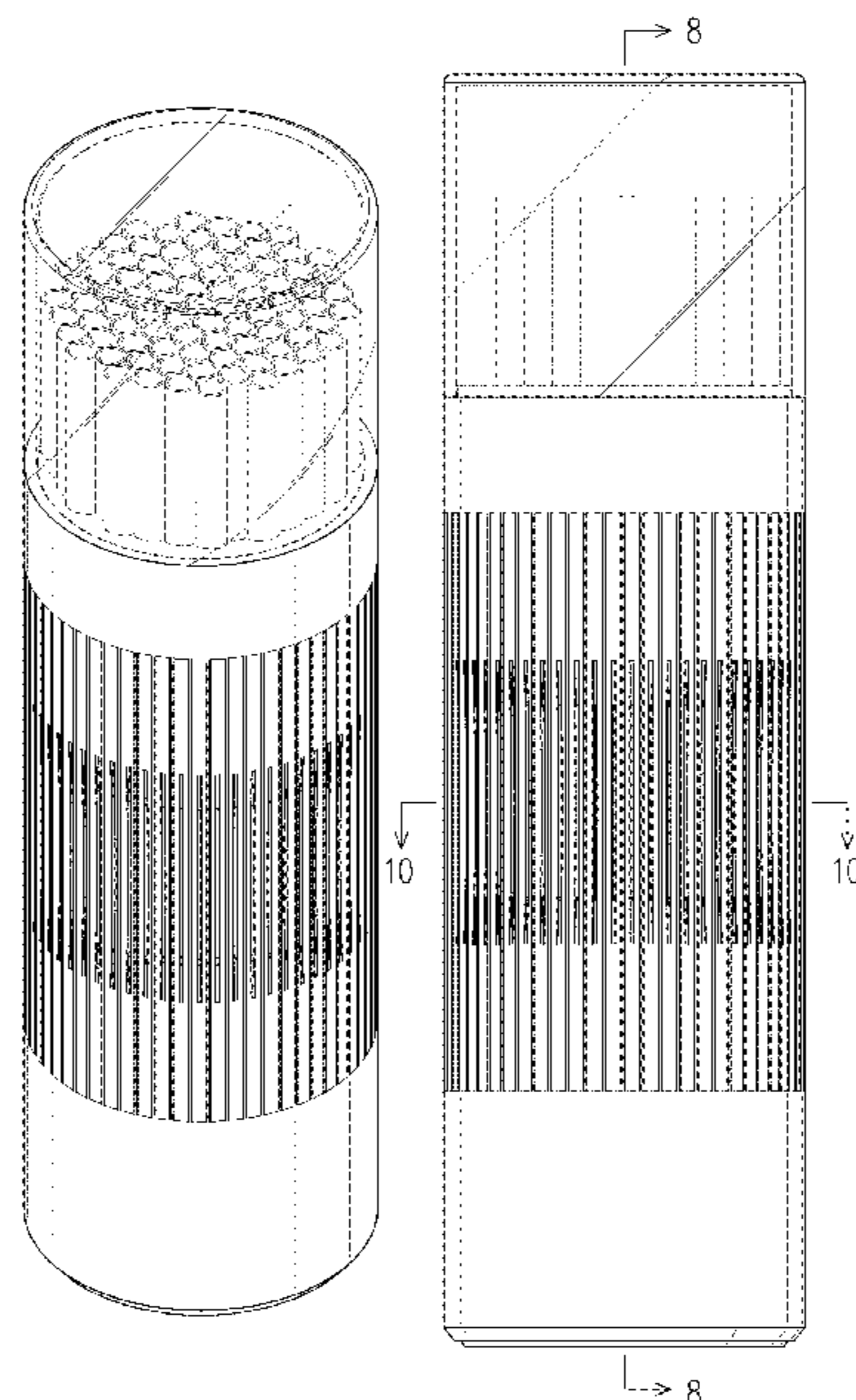
FIG. 8 is a cross-sectional view taken along line 8-8 in FIG. 2;

FIG. 9 is an exploded view of FIG. 8 showing the upper part separated from the lower part; and,

FIG. 10 is a cross-sectional view taken along line 10-10 in FIG. 2.

The dashed broken lines illustrate portions of the speaker that form no part of the claimed design.

1 Claim, 9 Drawing Sheets



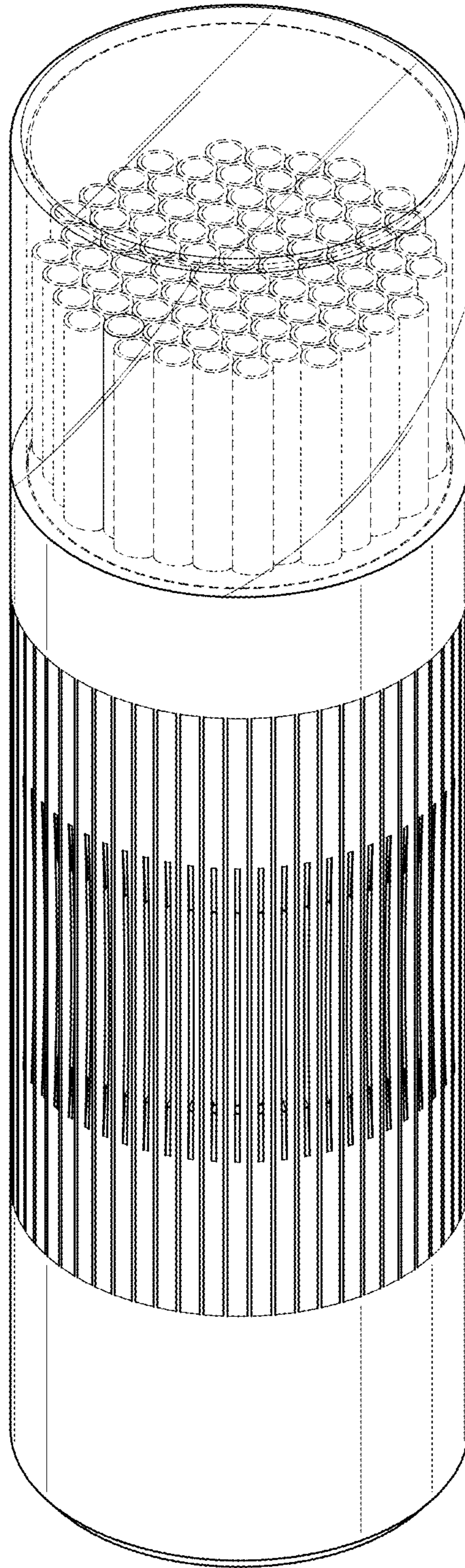


FIG. 1

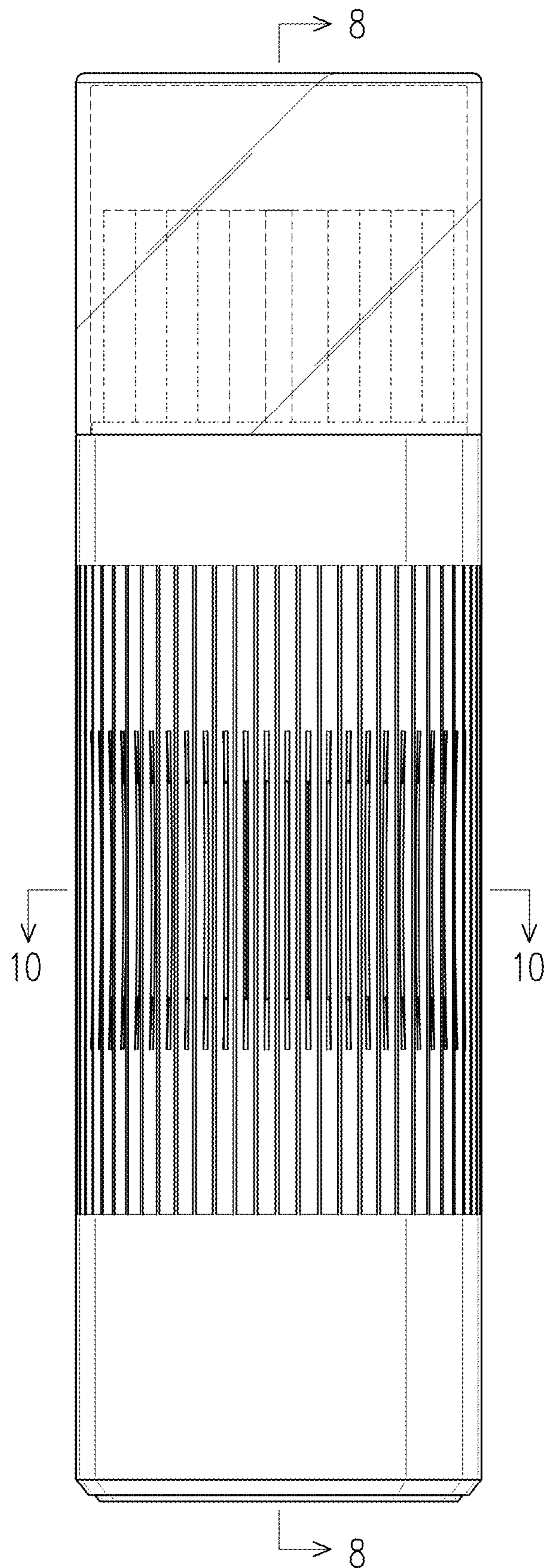


FIG. 2




FIG. 3




FIG. 4




FIG. 5

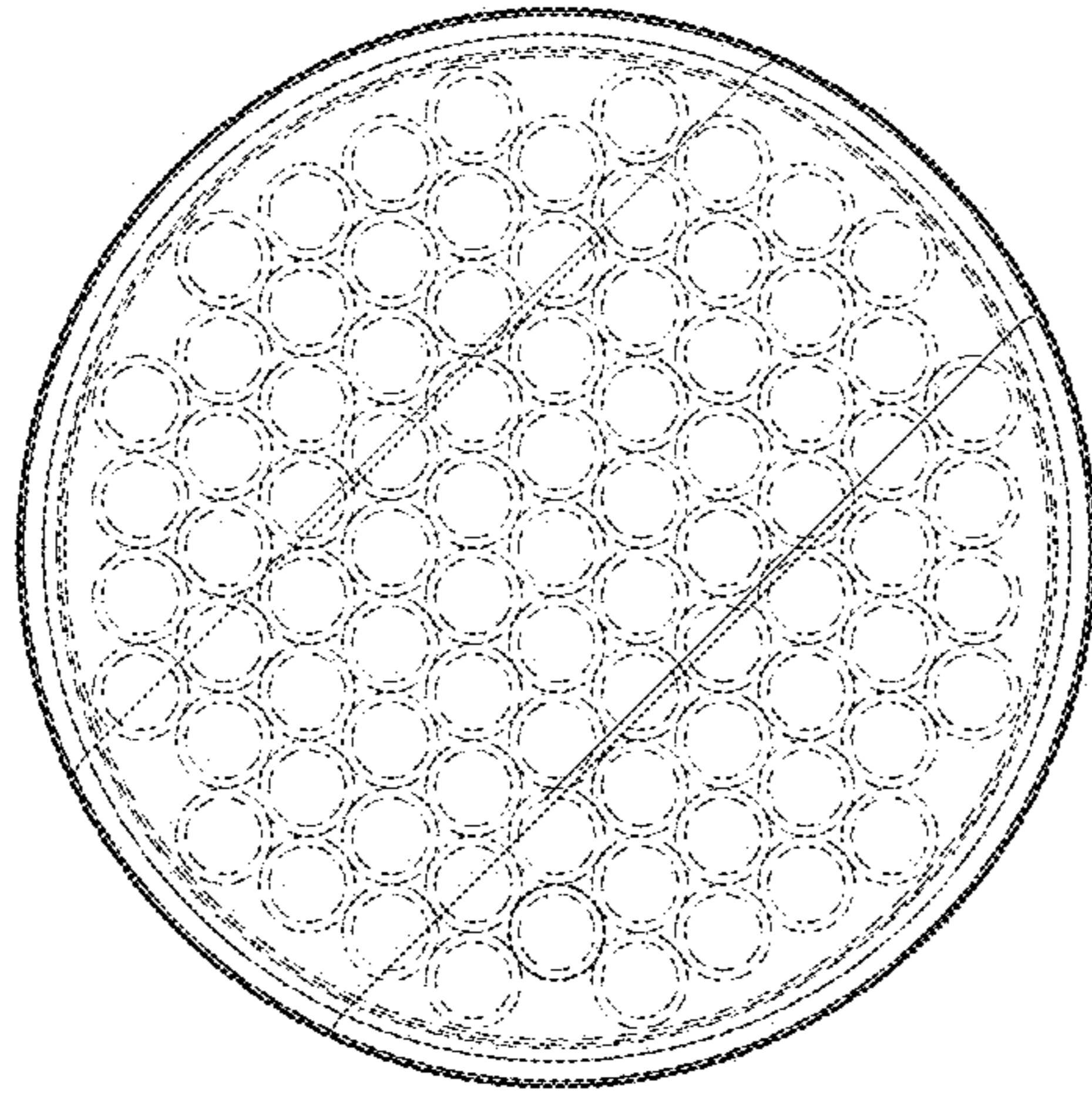


FIG. 6

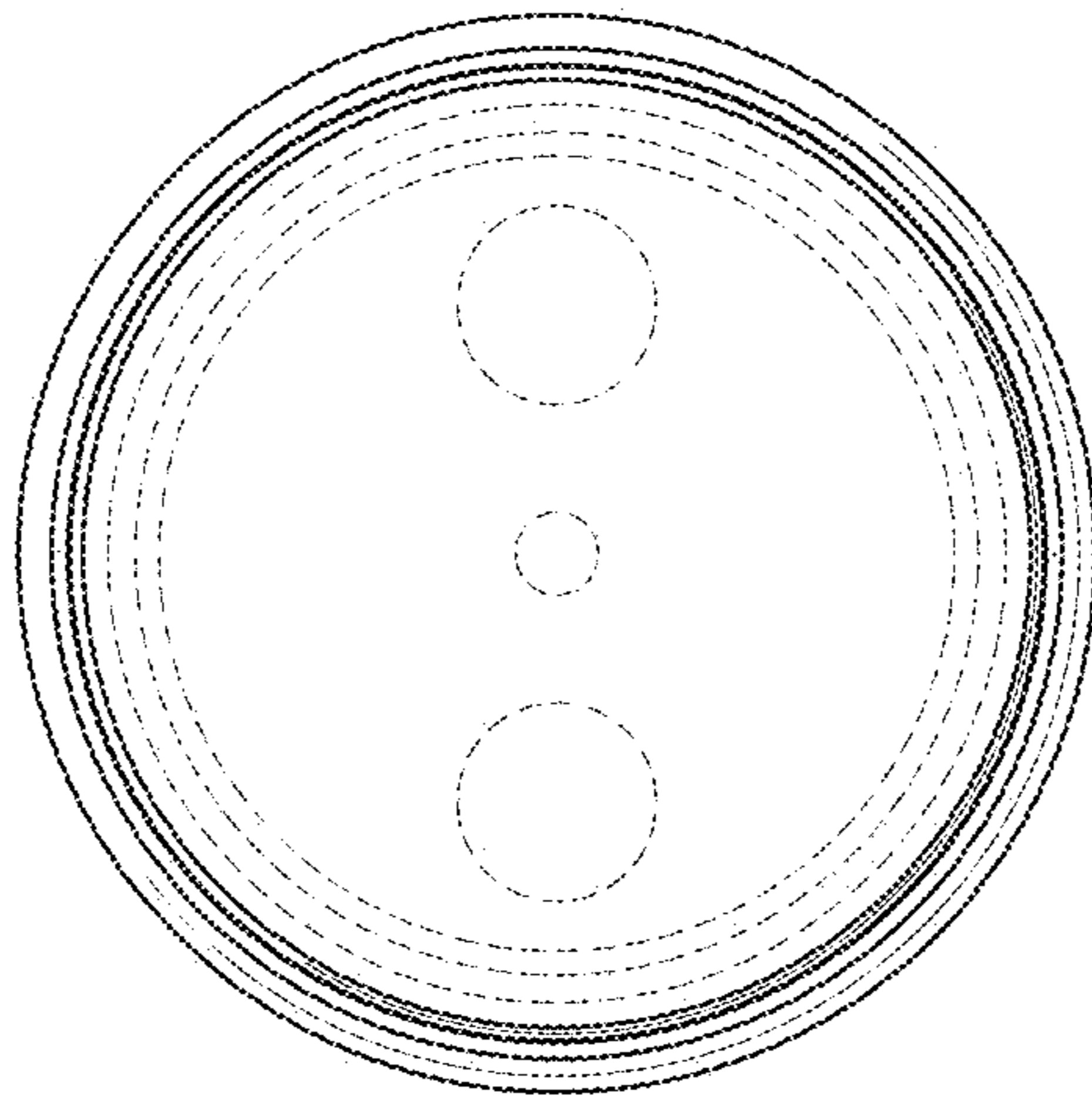


FIG. 7

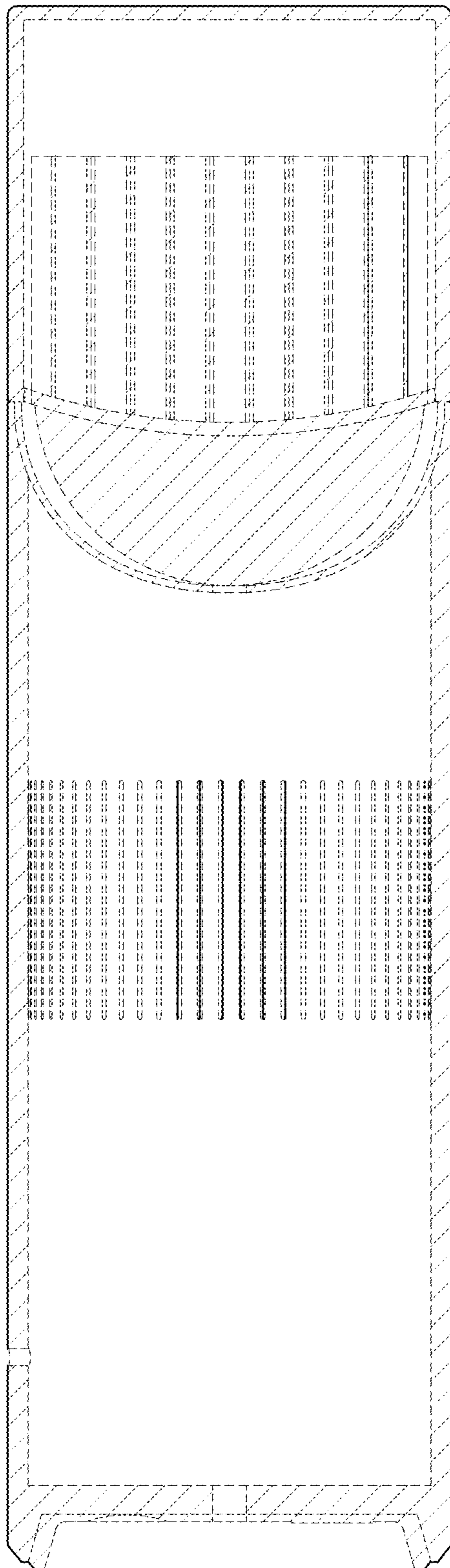


FIG. 8

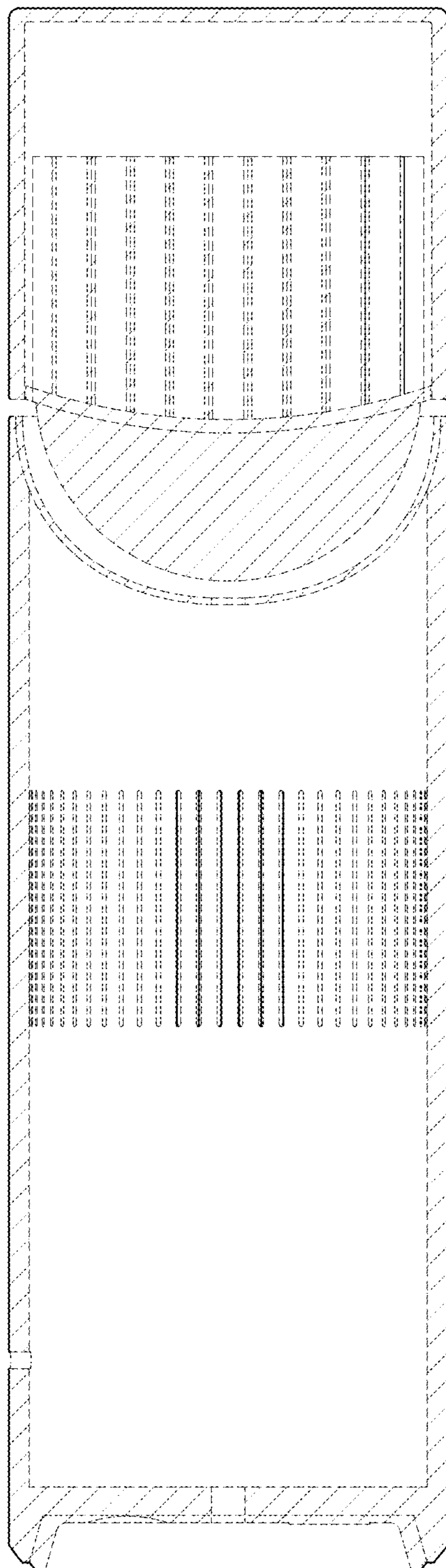


FIG. 9

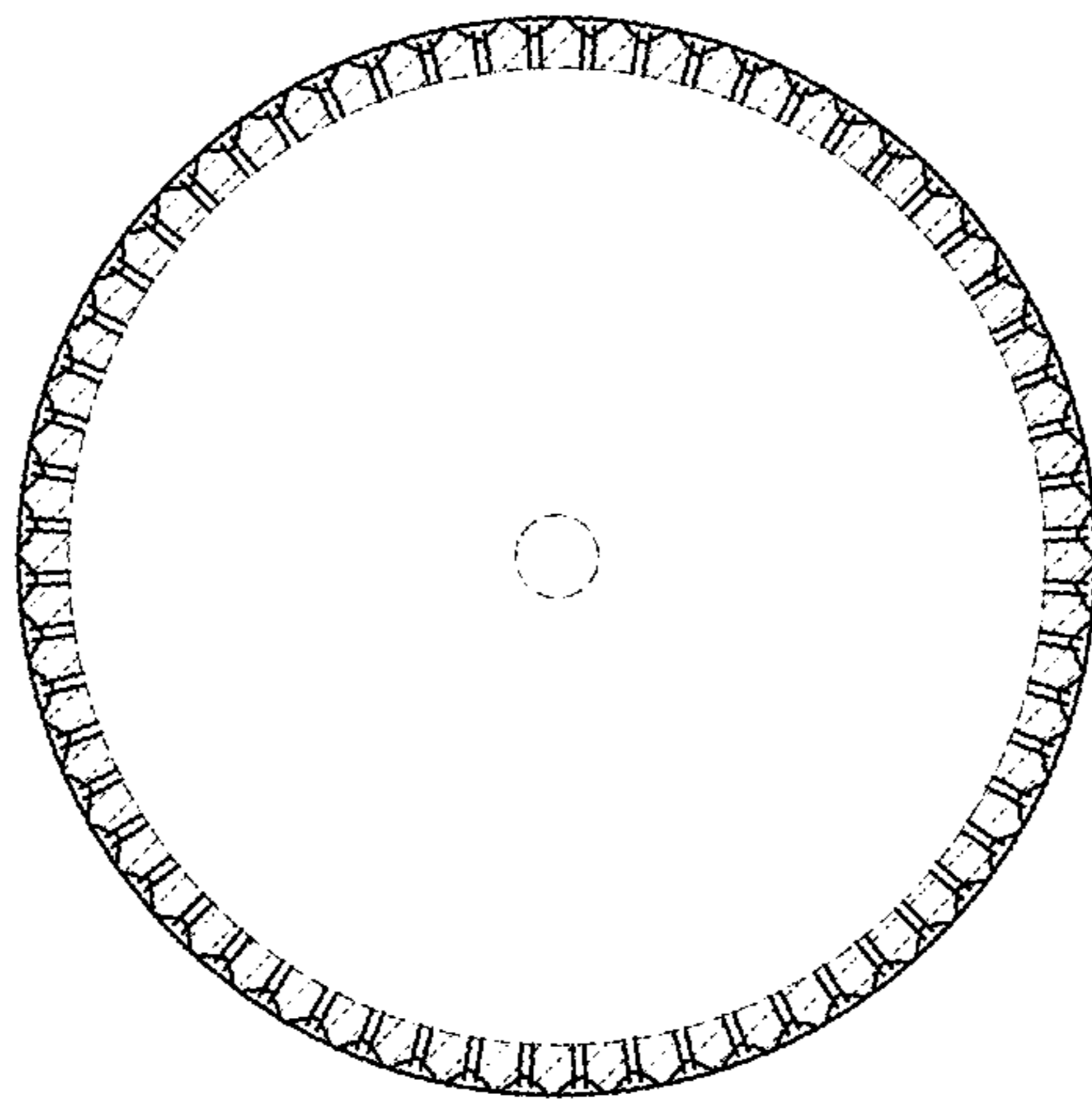


FIG. 10