



US00D939452S

(12) **United States Design Patent**
Yang et al.

(10) **Patent No.:** **US D939,452 S**
(45) **Date of Patent:** **** Dec. 28, 2021**

(54) **REMOTE CONTROL FOR MASSAGE APPARATUS**

(71) Applicant: **ETEK CITY CORPORATION**,
Anaheim, CA (US)

(72) Inventors: **Lin Yang**, Shenzhen (CN); **Hai Yang**,
Shenzhen (CN)

(**) Term: **15 Years**

(21) Appl. No.: **29/708,002**

(22) Filed: **Oct. 2, 2019**

(30) **Foreign Application Priority Data**

Apr. 3, 2019 (CN) 201930146931.6

(51) **LOC (13) Cl.** **14-03**

(52) **U.S. Cl.**
USPC **D13/168; D24/200**

(58) **Field of Classification Search**
USPC D13/168; D14/218, 138 AA; D24/200,
D24/214, 215
CPC G08C 17/02; G08C 19/00; G08C 19/12;
G08C 19/28; G08C 23/04; H04B 1/202;
H05B 47/10; H05B 47/19; H03J 9/00;
H03J 9/02; H03J 9/04; H03J 9/06; H03J
1/0025; H01H 9/0225; H01H 9/0228;
H01H 9/0235; A61N 1/0452; A61N
1/0456; A61N 1/26; A61N 1/36; A61N
1/3603; A61N 1/36021; A61N 1/36128;
A61N 1/3752

See application file for complete search history.

(56) **References Cited**

U.S. PATENT DOCUMENTS

D539,776 S * 4/2007 Wada D14/138 AA
D560,641 S * 1/2008 Jung D14/138 AA
D562,286 S * 2/2008 Lim D14/138 AA

D572,696 S * 7/2008 Jung D14/138 AA
D573,571 S * 7/2008 Morrison D14/138 AA
D573,972 S * 7/2008 Lee D14/138 AA
D575,255 S * 8/2008 De Leon D14/138 AA
7,499,746 B2 * 3/2009 Buhlmann A61N 1/36003
607/2
7,613,518 B2 * 11/2009 Qin A61N 1/37247
607/48
D628,186 S * 11/2010 Yang D14/138 AA
7,843,333 B2 * 11/2010 Angelhag G01S 5/14
340/539.13
D631,853 S * 2/2011 Choi D13/168
D660,280 S * 5/2012 Chen D14/138 AA
D662,073 S * 6/2012 Tsai D14/138 AA
D686,587 S * 7/2013 Osaki D14/138 AA
D687,784 S * 8/2013 Sakai D13/168
D708,590 S * 7/2014 Zhang D13/168
D709,851 S * 7/2014 Cai D14/138 AA
D716,963 S * 11/2014 Yosef D24/215
D720,326 S * 12/2014 Chao D14/138 AA
9,084,550 B1 * 7/2015 Bartol A61B 5/1106
D759,263 S * 6/2016 Chen D24/215
D762,872 S * 8/2016 Chen D24/215

(Continued)

Primary Examiner — Selina Sikder

(74) *Attorney, Agent, or Firm* — Tsz Lung Yeung

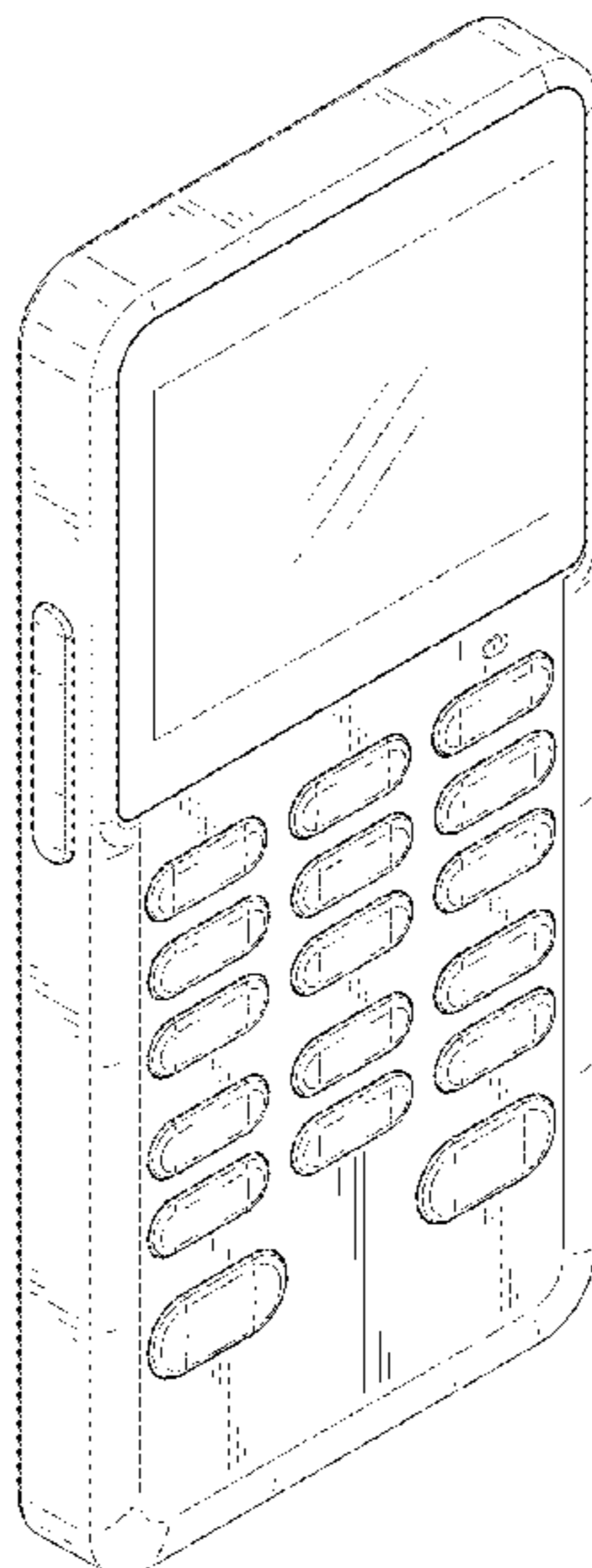
(57) **CLAIM**

The ornamental design for a remote control for massage apparatus, as shown and described.

DESCRIPTION

FIG. 1 is a perspective view of a remote control for massage apparatus showing my new design;
FIG. 2 is a front view thereof;
FIG. 3 is a rear view thereof;
FIG. 4 is a right side view thereof;
FIG. 5 is a left side view thereof;
FIG. 6 is a top view thereof;
FIG. 7 is a bottom view thereof; and,
FIG. 8 is another perspective view thereof.

1 Claim, 8 Drawing Sheets



(56)

References Cited

U.S. PATENT DOCUMENTS

D795,444	S *	8/2017	Chen	D24/215
D802,780	S *	11/2017	Hsu	D24/200
D803,807	S *	11/2017	Forsyth	D14/138 AA
D879,983	S *	3/2020	Wang	D24/200
D893,735	S *	8/2020	Yin	D24/200
D908,901	S *	1/2021	Chen	D24/200
10,946,194	B2 *	3/2021	Yoo	A61N 1/0553
10,960,205	B2 *	3/2021	Samejima	A61N 1/0492
2011/0053661	A1 *	3/2011	Chu	H04M 1/72484 455/575.1

* cited by examiner

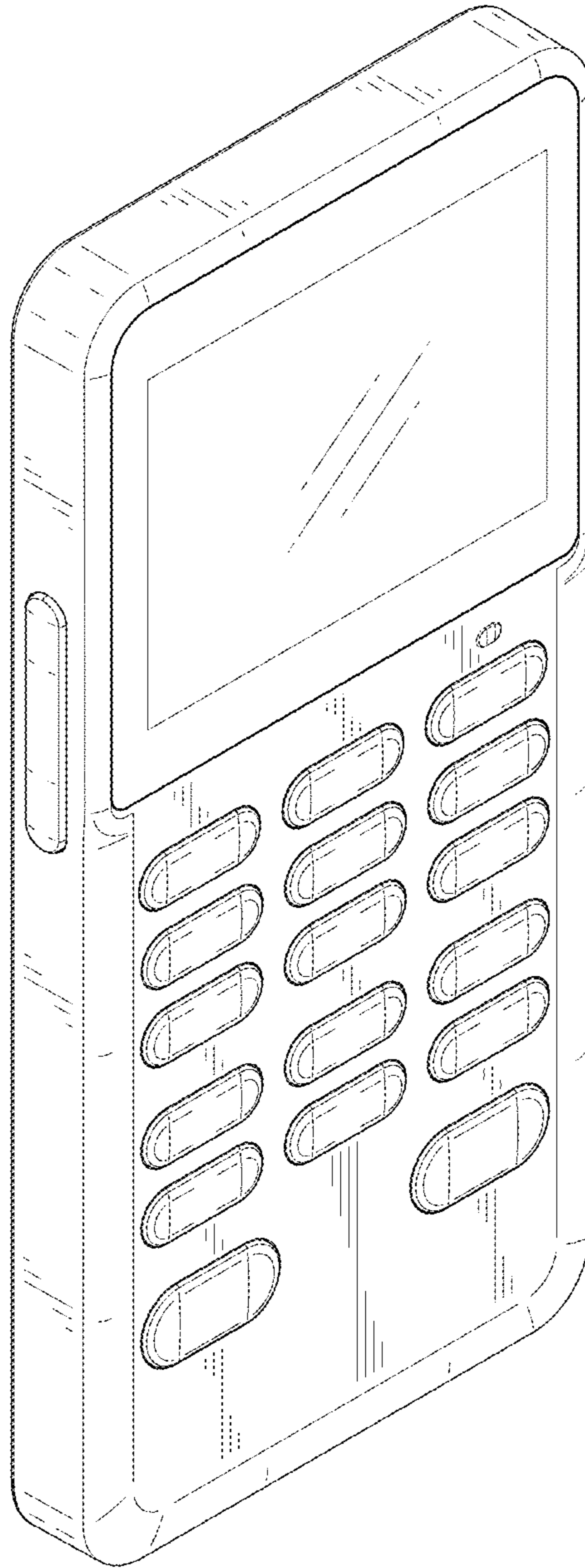


FIG. 1

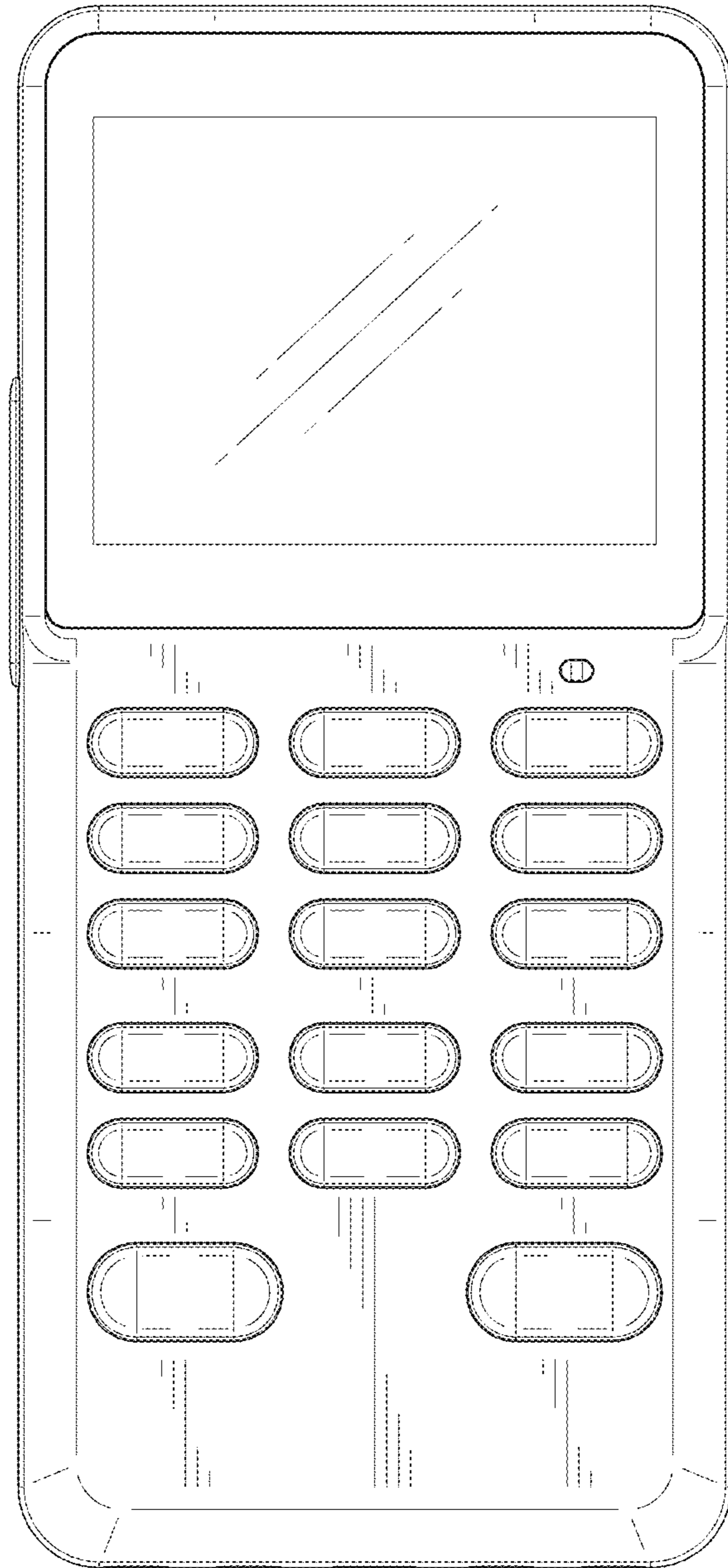


FIG. 2




FIG. 3

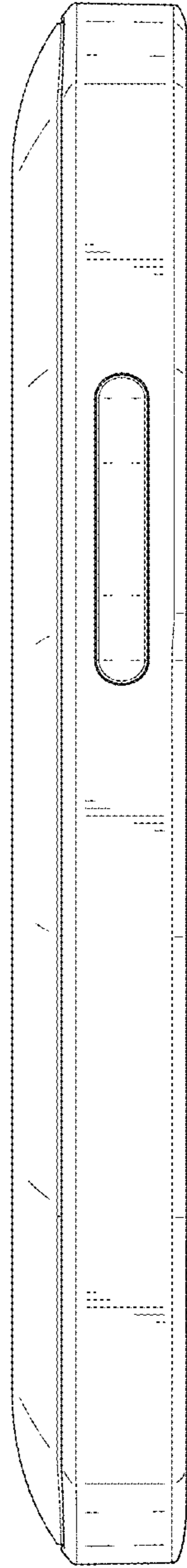


FIG. 4

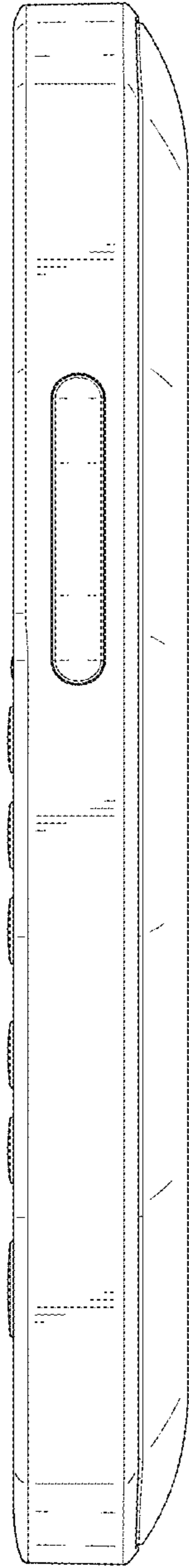


FIG. 5

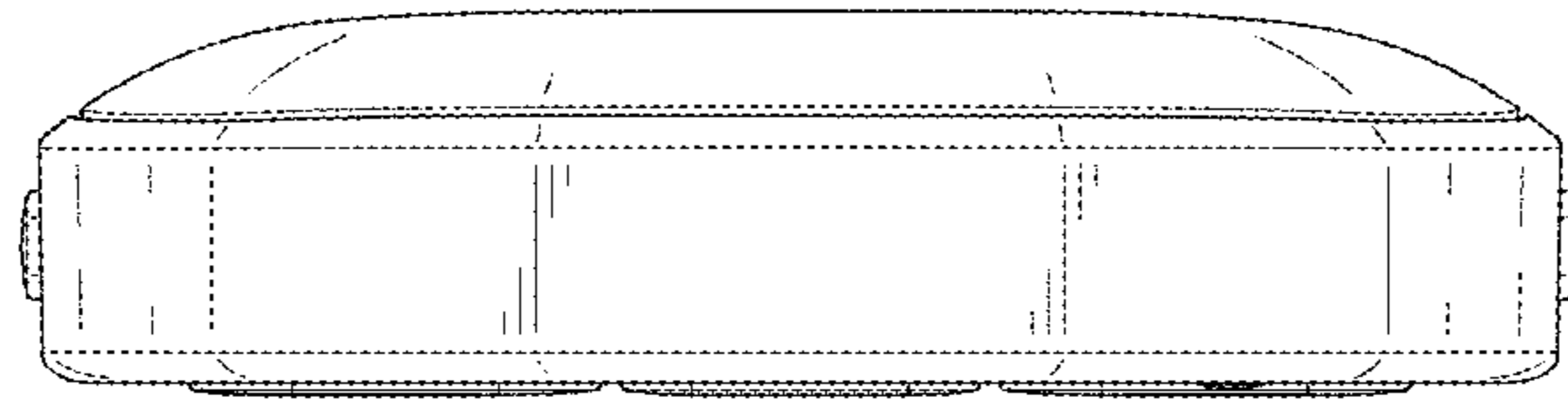


FIG.6

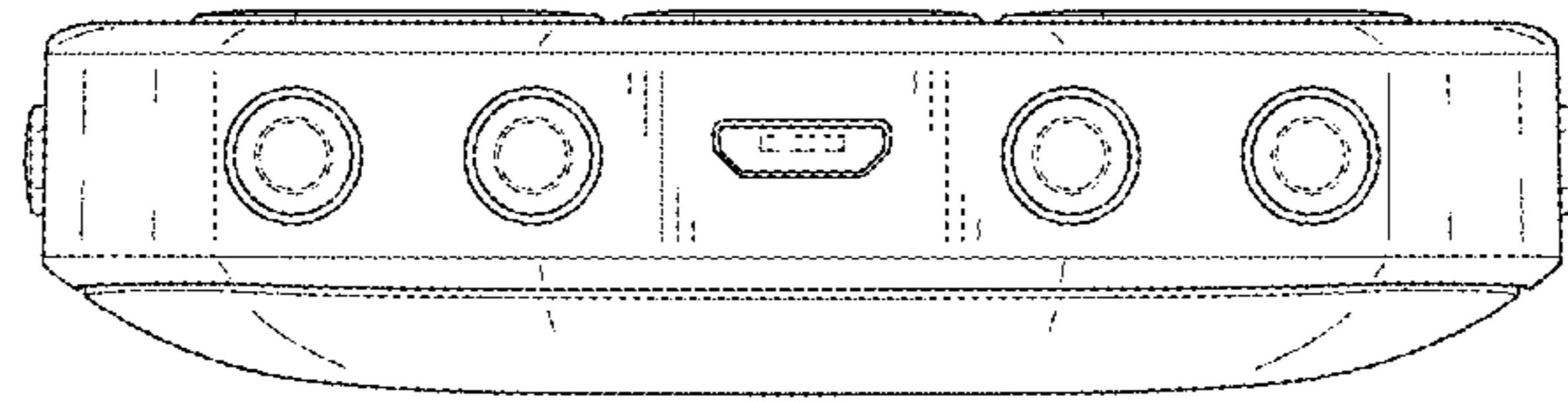


FIG. 7

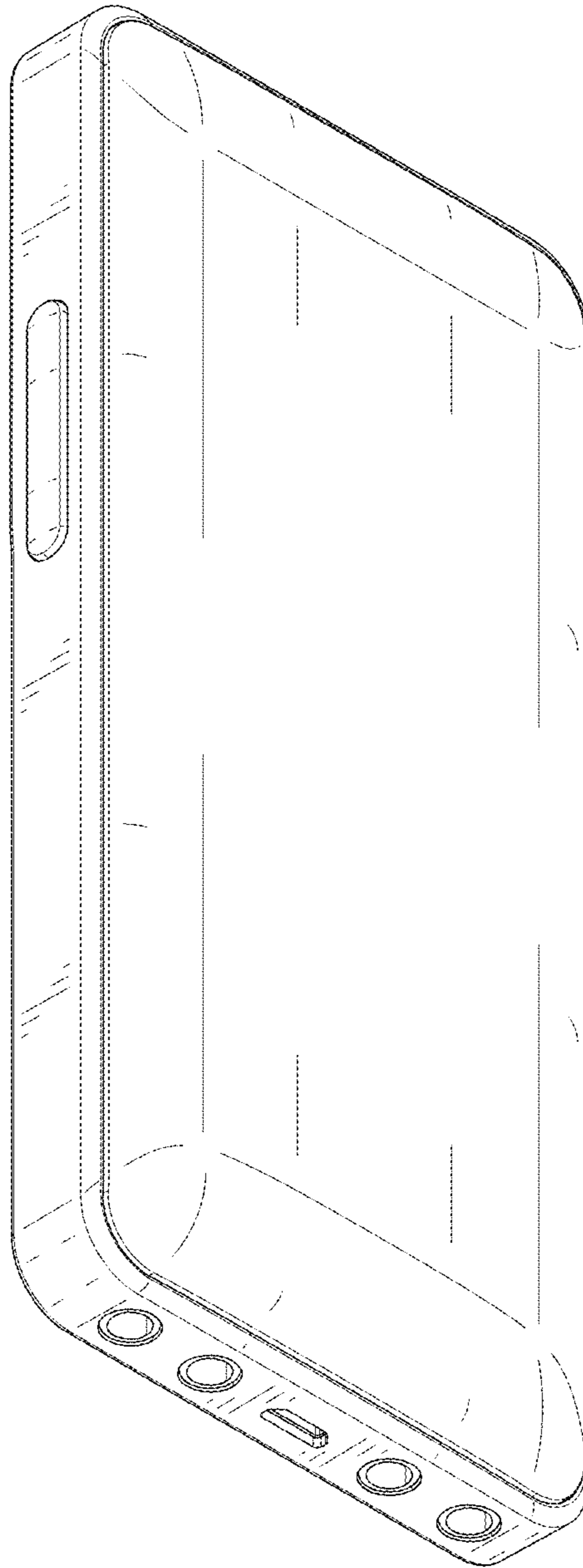


FIG. 8