



US00D939423S

(12) **United States Design Patent** (10) **Patent No.:** **US D939,423 S**  
**Williams** (45) **Date of Patent:** **\*\* Dec. 28, 2021**

(54) **TRUCK BED RACK**  
(71) Applicant: **David Williams**, Chino Hills, CA (US)  
(72) Inventor: **David Williams**, Chino Hills, CA (US)  
(73) Assignee: **WHEEL GROUP HOLDINGS, LLC**,  
Ontario, CA (US)  
(\*\*) Term: **15 Years**

(21) Appl. No.: **29/704,851**  
(22) Filed: **Oct. 14, 2019**  
(51) **LOC (13) Cl.** ..... **12-16**  
(52) **U.S. Cl.**  
USPC ..... **D12/406**  
(58) **Field of Classification Search**  
USPC ..... D12/401, 402, 403, 404, 405, 406, 407,  
D12/408, 409, 410, 411, 412, 413, 414  
CPC .... B60R 9/00; B60R 9/02; B60R 9/04; B60R  
9/042; B60R 9/0423; B60R 9/0426; B60R  
9/045; B60R 9/048; B60R 9/0485; B60R  
9/05; B60R 9/052; B60R 9/058; B60R  
9/06; B60R 9/08; B60R 9/10; B60R 9/12;  
B60R 2011/0042; B60R 11/00; B60P  
7/0815  
See application file for complete search history.

(56) **References Cited**

**U.S. PATENT DOCUMENTS**

D329,837 S \* 9/1992 Rogers ..... D12/404  
D360,614 S \* 7/1995 Alcocer ..... D12/412  
D367,843 S \* 3/1996 Tayar ..... D12/412  
6,439,646 B1 \* 8/2002 Cornelius ..... B60J 7/102  
224/309  
6,655,725 B2 \* 12/2003 Soldatelli ..... B60J 7/08  
296/100.01

D493,414 S \* 7/2004 Condos ..... D12/406  
D864,840 S \* 10/2019 Wood ..... D12/412  
D877,041 S \* 3/2020 Moctezuma ..... D12/412  
2021/0129734 A1 \* 5/2021 Petty ..... B60P 7/0815

**FOREIGN PATENT DOCUMENTS**

CA 2487253 A1 \* 8/2005 ..... B60R 9/00

**OTHER PUBLICATIONS**

Body Armor, Published Mar. 2, 2019 [online], [retrieved on Jun. 9, 2021]. Retrieved from the Internet: <https://www.tacomaworld.com/threads/body-armor-tc-6125-overland-bed-rack.596372/> (Year: 2019).\*

\* cited by examiner

*Primary Examiner* — Cary M Robinson

*Assistant Examiner* — Adam C Mager

(74) *Attorney, Agent, or Firm* — Law Offices of S.J. Christine Yang

(57) **CLAIM**

The ornamental design for a truck bed rack, as shown and described.

**DESCRIPTION**

FIG. 1 is a perspective view of a truck bed rack in accordance with the present invention.

FIG. 2 is another perspective view of the truck bed rack of FIG. 1.

FIG. 3 is a first side view of the truck bed rack of FIG. 1.

FIG. 4 is a second side view of the truck bed rack of FIG. 1.

FIG. 5 is a third side view of the truck bed rack of FIG. 1.

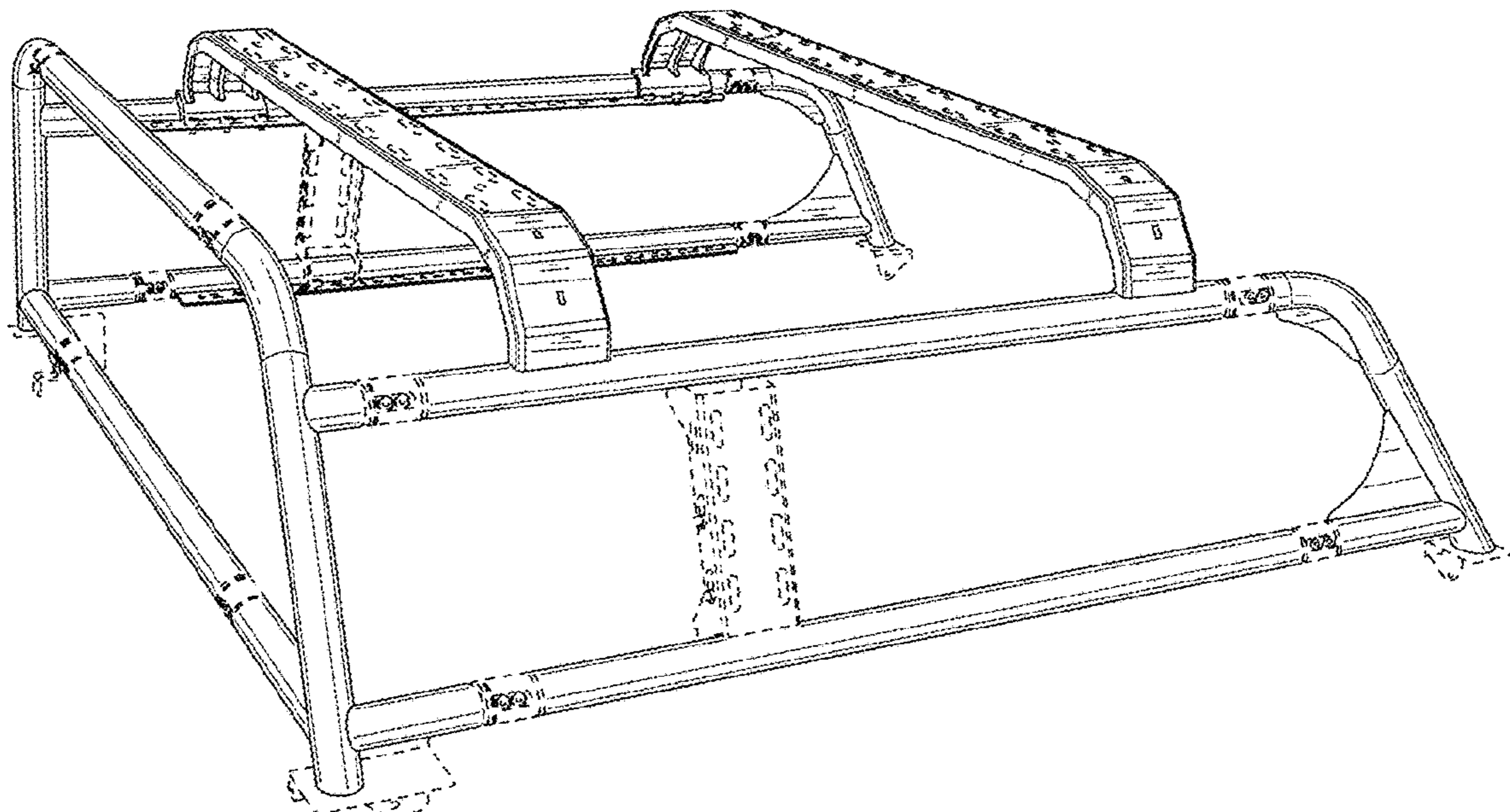
FIG. 6 is a fourth side view of the truck bed rack of FIG. 1.

FIG. 7 is a top view of the truck bed rack of FIG. 1; and,

FIG. 8 is a bottom view of the truck bed rack of FIG. 1.

The broken lines depict environmental subject matter, and form no part of the claimed design.

**1 Claim, 8 Drawing Sheets**



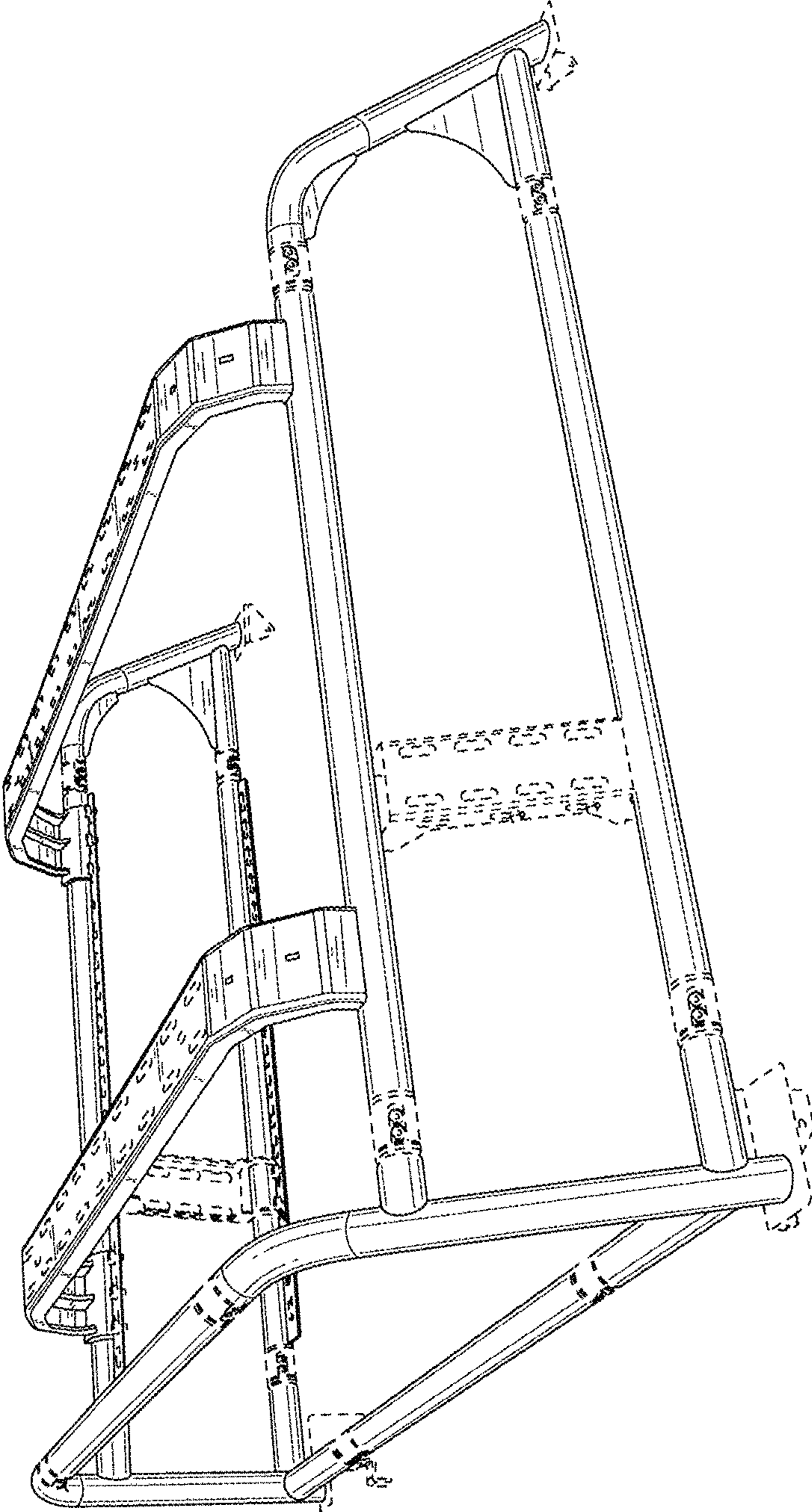


FIG. 1

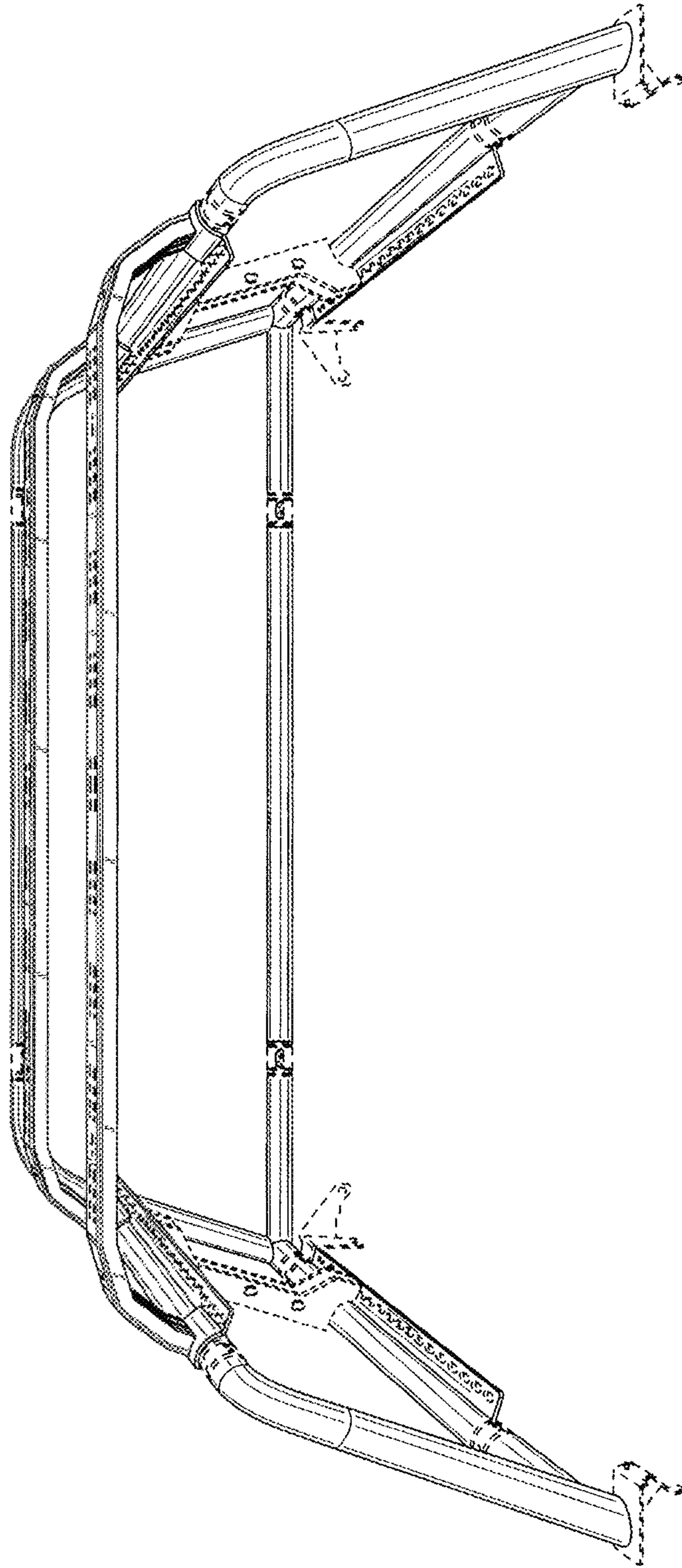


FIG. 2




FIG. 3

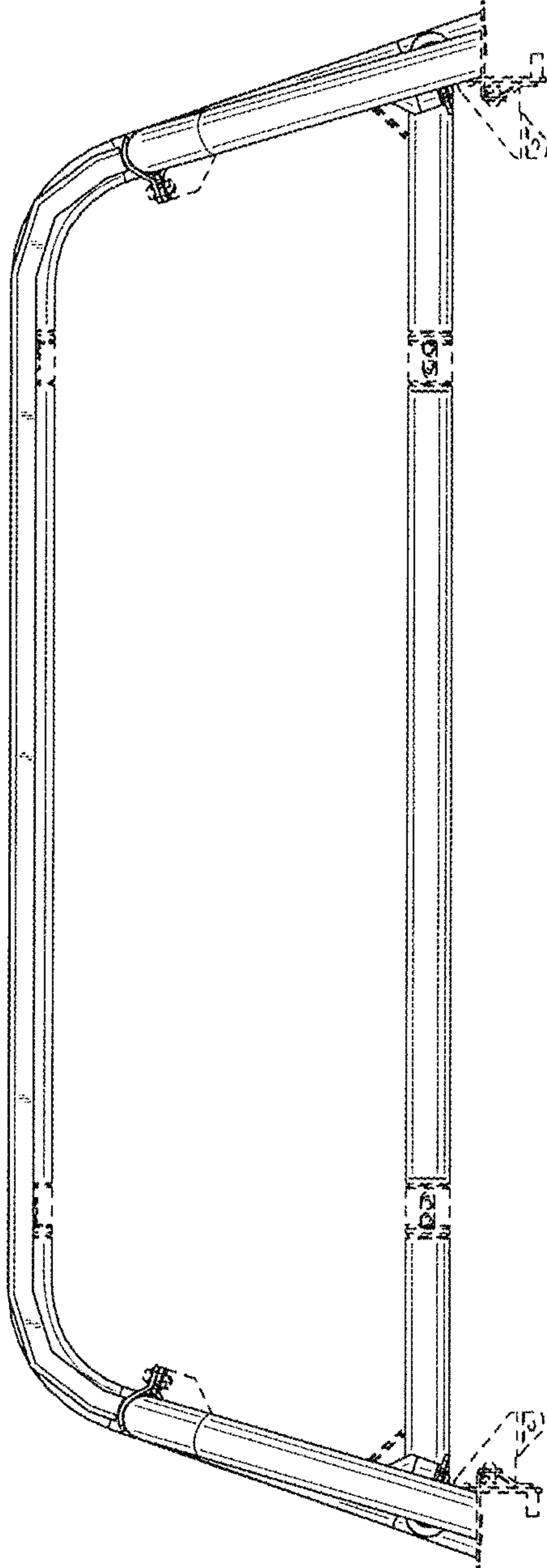


FIG. 4

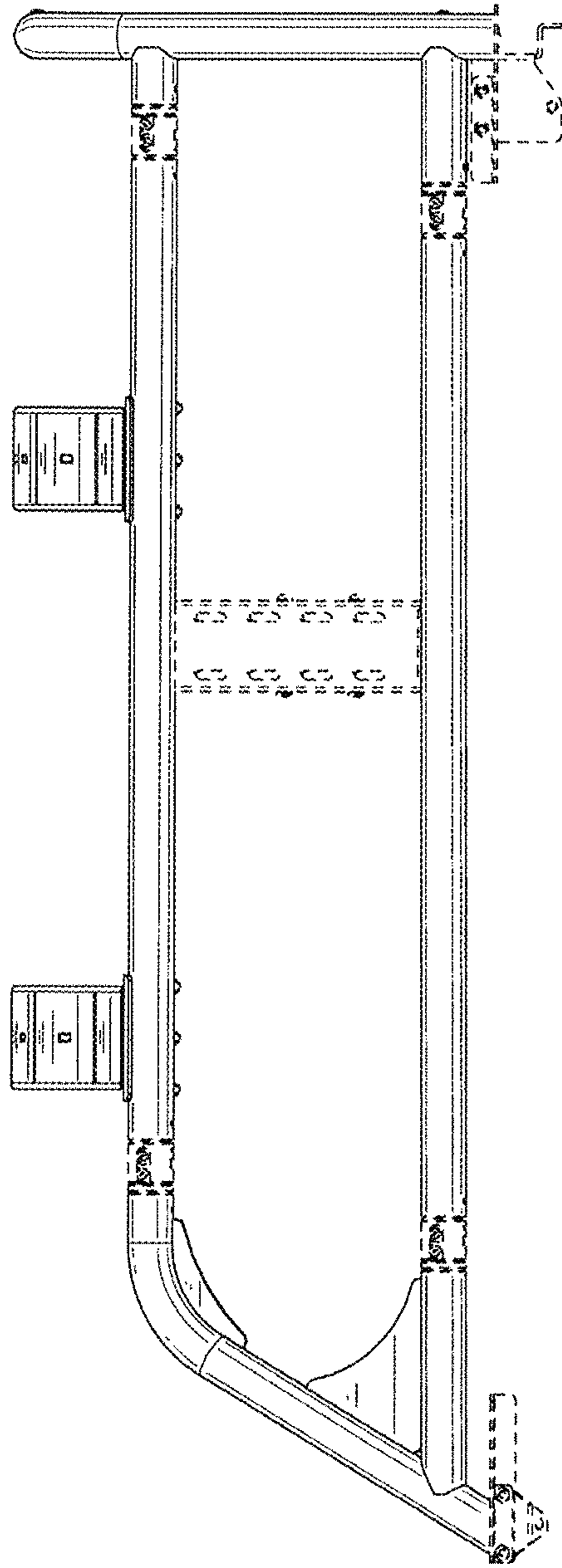


FIG. 5

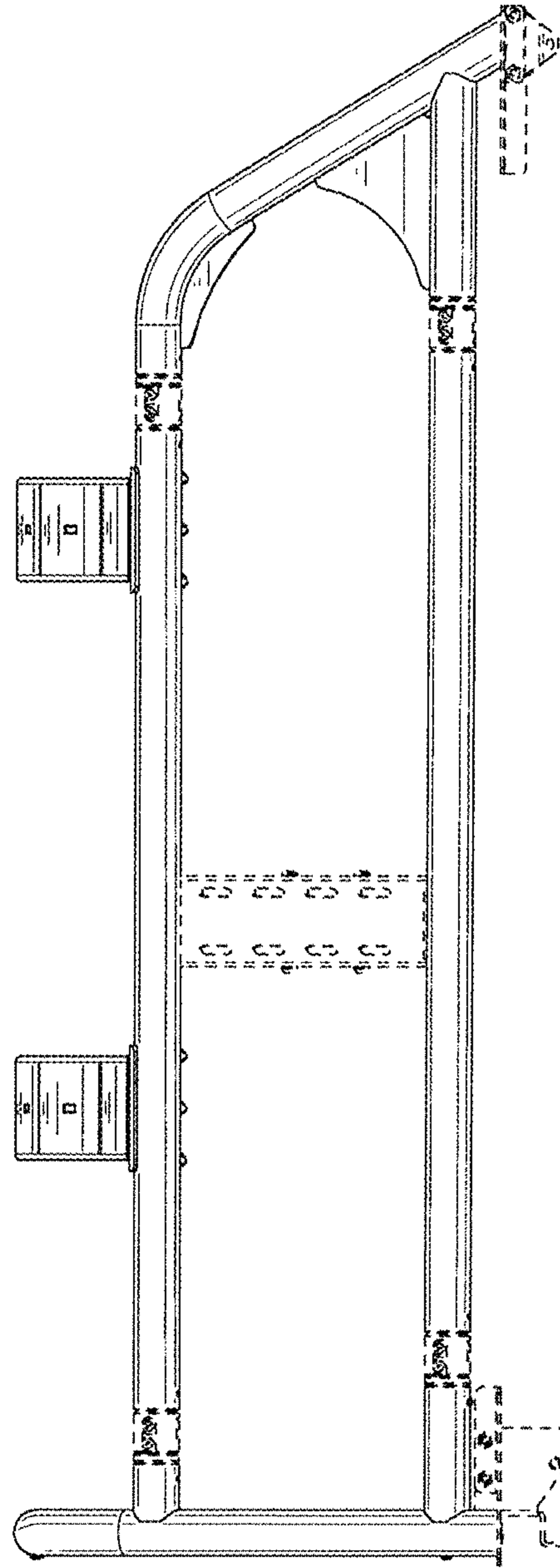


FIG. 6

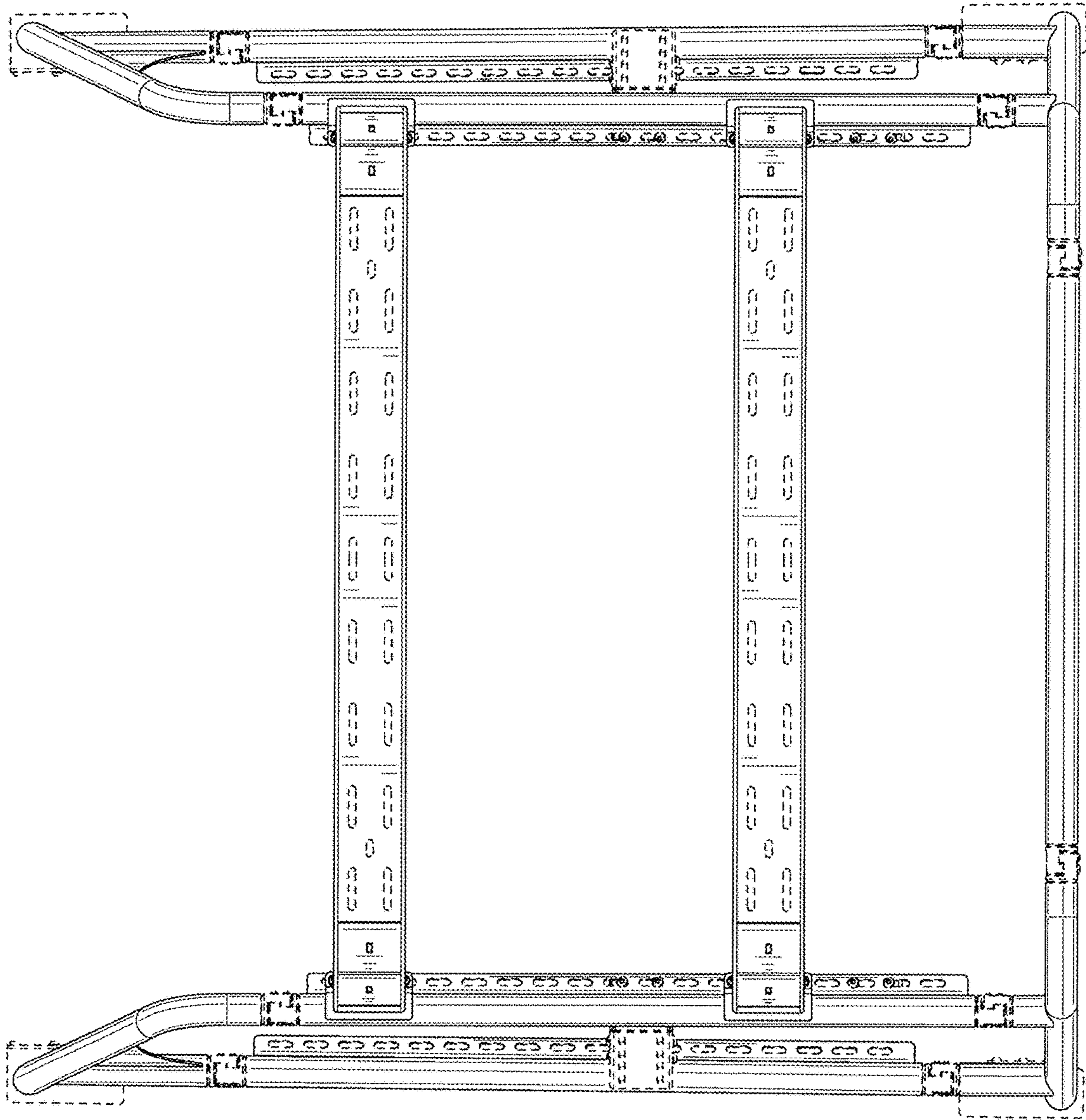


FIG. 7



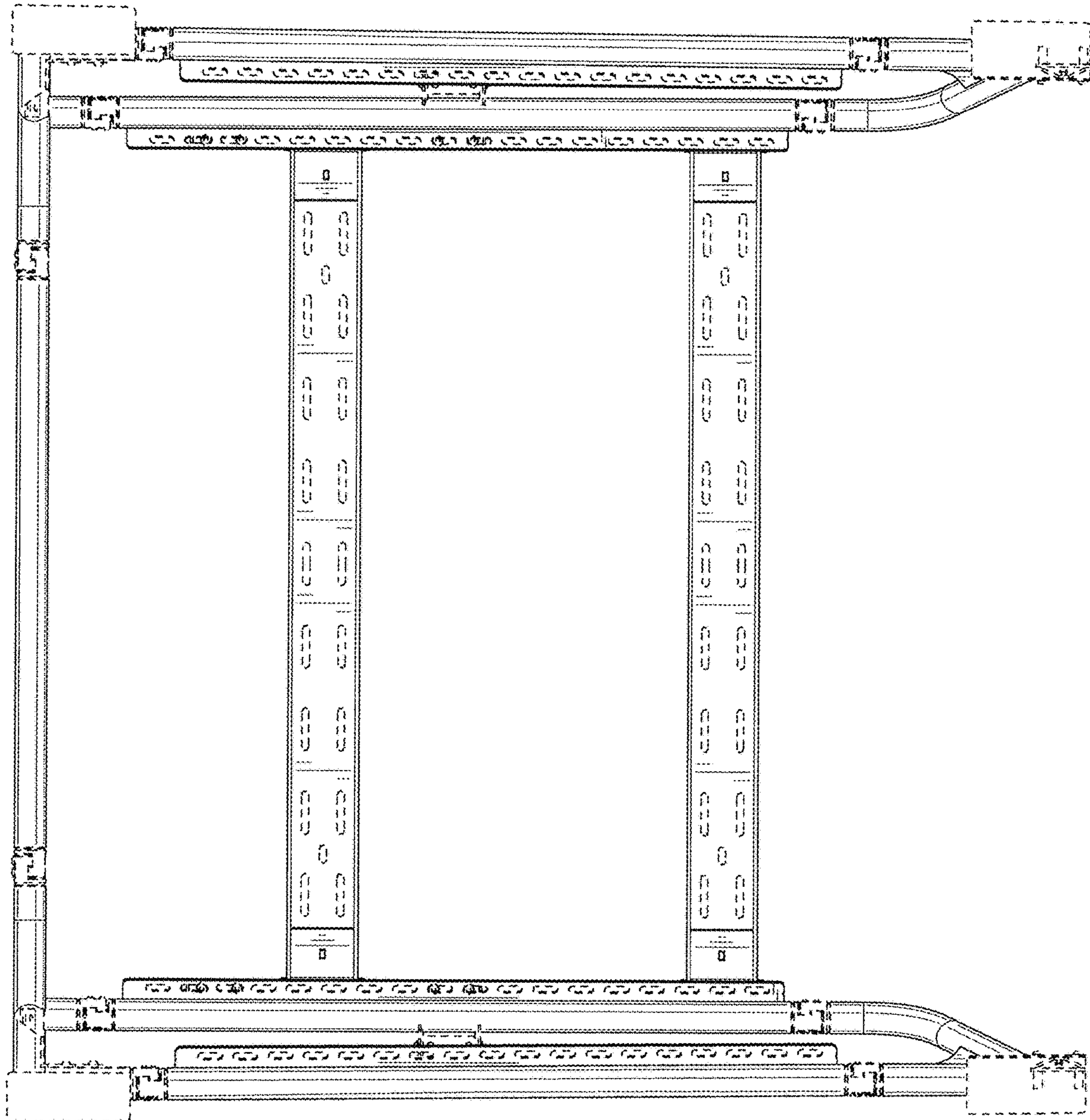


FIG. 8