



US00D939418S

(12) **United States Design Patent**
Lenglin

(10) **Patent No.:** **US D939,418 S**

(45) **Date of Patent:** **** *Dec. 28, 2021**

- (54) **WHEEL FOR MOTOR VEHICLE**
- (71) Applicant: **Dr. Ing. h.c. F. Porsche Aktiengesellschaft, Stuttgart (DE)**
- (72) Inventor: **Stephane Lenglin, Pforzheim (DE)**
- (73) Assignee: **Dr. Ing. h.c. F. Porsche Aktiengesellschaft**
- (*) Notice: This patent is subject to a terminal disclaimer.
- (**) Term: **15 Years**
- (21) Appl. No.: **29/704,695**
- (22) Filed: **Sep. 6, 2019**

D755,690 S	5/2016	Von Tardy-Tuch	
D760,143 S	6/2016	Gallert	
D764,368 S	8/2016	Robinsion	
D780,654 S	3/2017	Gallert	
D780,658 S *	3/2017	Welte	D12/211
D787,404 S	5/2017	Gallert	
D799,394 S	10/2017	Yamashita	
D811,982 S	3/2018	Larson	
D826,128 S *	8/2018	Groth	D12/209
D828,265 S	9/2018	Gallert	
D828,799 S *	9/2018	Zschocke	D12/209
D833,944 S	11/2018	Gallert	
D839,814 S	2/2019	Gallert	
D840,896 S	2/2019	Schmölz	
D842,202 S *	3/2019	Han	D12/209
D844,527 S *	4/2019	Licklitter	D12/209
D845,201 S	4/2019	Schmölz	
D851,005 S *	6/2019	Hodges	D12/209
D853,306 S *	7/2019	Han	D12/211

(Continued)

(30) **Foreign Application Priority Data**

Mar. 15, 2019 (DE) 402019100331.2

(51) **LOC (13) Cl.** **12-16**

(52) **U.S. Cl.**
USPC **D12/209**

(58) **Field of Classification Search**
USPC D12/204-213; D21/563
CPC B60B 7/00; B60B 7/02; B60B 7/04; B60B 7/01; B60B 7/06; B60B 3/02; B60B 3/04; B60B 3/06; B60B 3/10; B60B 1/00; B60B 1/08; B60B 1/10; B60B 1/12
See application file for complete search history.

(56) **References Cited**

U.S. PATENT DOCUMENTS

D606,921 S	*	12/2009	Thorsten	D12/211
D684,912 S		6/2013	Yamashita	
D710,780 S		8/2014	Borkert	
D715,720 S	*	10/2014	Ender	D12/211
D738,282 S		9/2015	Gallert	
D747,254 S	*	1/2016	Liu	D12/211

OTHER PUBLICATIONS

Design U.S. Appl. No. 29/645,623, by Schmölz, filed Apr. 27, 2018.
(Continued)

Primary Examiner — Stacia A Cadmus
(74) *Attorney, Agent, or Firm* — RatnerPrestia



(57) **CLAIM**

The ornamental design for a wheel for motor vehicle, as shown and described.

DESCRIPTION

FIG. 1 is a left side perspective view of a wheel for motor vehicle;
FIG. 2 is a right side perspective view thereof;
FIG. 3 is a front elevation view thereof; and,
FIG. 4 is a side elevation view thereof.
The broken lines illustrate portions of the wheel for motor vehicle that form no part of the claimed design.

1 Claim, 4 Drawing Sheets



(56)

References Cited

U.S. PATENT DOCUMENTS

10,357,993	B2	*	7/2019	Muller	B60B	1/12
D864,078	S	*	10/2019	Khachatryan	D12/211	
D866,432	S	*	11/2019	Preyss	D12/209	
D873,755	S	*	1/2020	Buck	D12/209	
D873,757	S	*	1/2020	Buckingham	D12/211	
D889,348	S	*	7/2020	Buck	D12/209	
D891,349	S	*	7/2020	Buck	D12/209	
D899,994	S	*	10/2020	Melikian	D12/209	
D917,366	S	*	4/2021	Groth	D12/209	
D918,114	S	*	5/2021	Scheinhutte	D12/209	
D918,117	S	*	5/2021	Ma	D12/209	

OTHER PUBLICATIONS

Design U.S. Appl. No. 29/662,518, by Gallert, filed Sep. 6, 2018.
Design U.S. Appl. No. 29/662,855, by Gallert, filed Sep. 10, 2018.
Design U.S. Appl. No. 29/664,708, by Gallert, filed Sep. 27, 2018.
Design U.S. Appl. No. 29/685,247, by Gallert, filed Mar. 27, 2019.
Design U.S. Appl. No. 29/851,399, by Gallery et al., filed Mar. 28, 2019.
Design U.S. Appl. No. 29/688,743, by Scheinhütte, filed Apr. 24, 2019.

* cited by examiner



FIG. 1



FIG. 2



FIG. 3




FIG. 4