



US00D939417S

(12) **United States Design Patent**  
**Bjerke**

(10) **Patent No.:** **US D939,417 S**

(45) **Date of Patent:** **\*\* Dec. 28, 2021**

(54) **VEHICLE RIM**

(71) Applicant: **VOLVO CAR CORPORATION,**  
Gothenburg (SE)

(72) Inventor: **Ole-Kristian Bjerke,** Gothenburg (SE)

(73) Assignee: **VOLVO CAR CORPORATION,**  
Gothenburg (SE)

(\*\*) Term: **15 Years**

(21) Appl. No.: **29/703,057**

(22) Filed: **Aug. 23, 2019**

(30) **Foreign Application Priority Data**

Feb. 27, 2019 (EM) ..... 006268835-0001

(51) **LOC (13) Cl.** ..... **12-16**

(52) **U.S. Cl.**  
USPC ..... **D12/209**

(58) **Field of Classification Search**

USPC ..... D12/204-213; D21/563  
CPC .... B60B 7/00; B60B 7/02; B60B 7/04; B60B  
7/01; B60B 7/06; B60B 3/02; B60B 3/04;  
B60B 3/06; B60B 3/10; B60B 1/00;  
B60B 1/08; B60B 1/10; B60B 1/12

See application file for complete search history.

(56) **References Cited**

**U.S. PATENT DOCUMENTS**

D432,069 S \* 10/2000 Chung ..... D12/209  
D456,756 S \* 5/2002 Hodges ..... D12/209

D459,687 S \* 7/2002 Chung ..... D12/209  
D461,755 S \* 8/2002 Kataoka ..... D12/209  
D463,768 S \* 10/2002 Chung ..... D12/211  
D494,124 S \* 8/2004 Aiello ..... D12/211  
D791,054 S \* 7/2017 Valencia Pollex ..... D12/211  
D848,339 S \* 5/2019 Buck ..... D12/209  
D874,378 S \* 2/2020 Valencia Pollex ..... D12/211  
D878,272 S \* 3/2020 Buck ..... D12/209  
D883,171 S \* 5/2020 Goodrich ..... D12/209  
D899,341 S \* 10/2020 Myrberg ..... D12/211  
D916,643 S \* 4/2021 Goodrich ..... D12/209  
D922,289 S \* 6/2021 Piaskowski ..... D12/209  
D922,298 S \* 6/2021 Park ..... D12/209  
D927,391 S \* 8/2021 Chang ..... D12/209

\* cited by examiner

*Primary Examiner* — Stacia A Cadmus

(74) *Attorney, Agent, or Firm* — Berenato & White, LLC

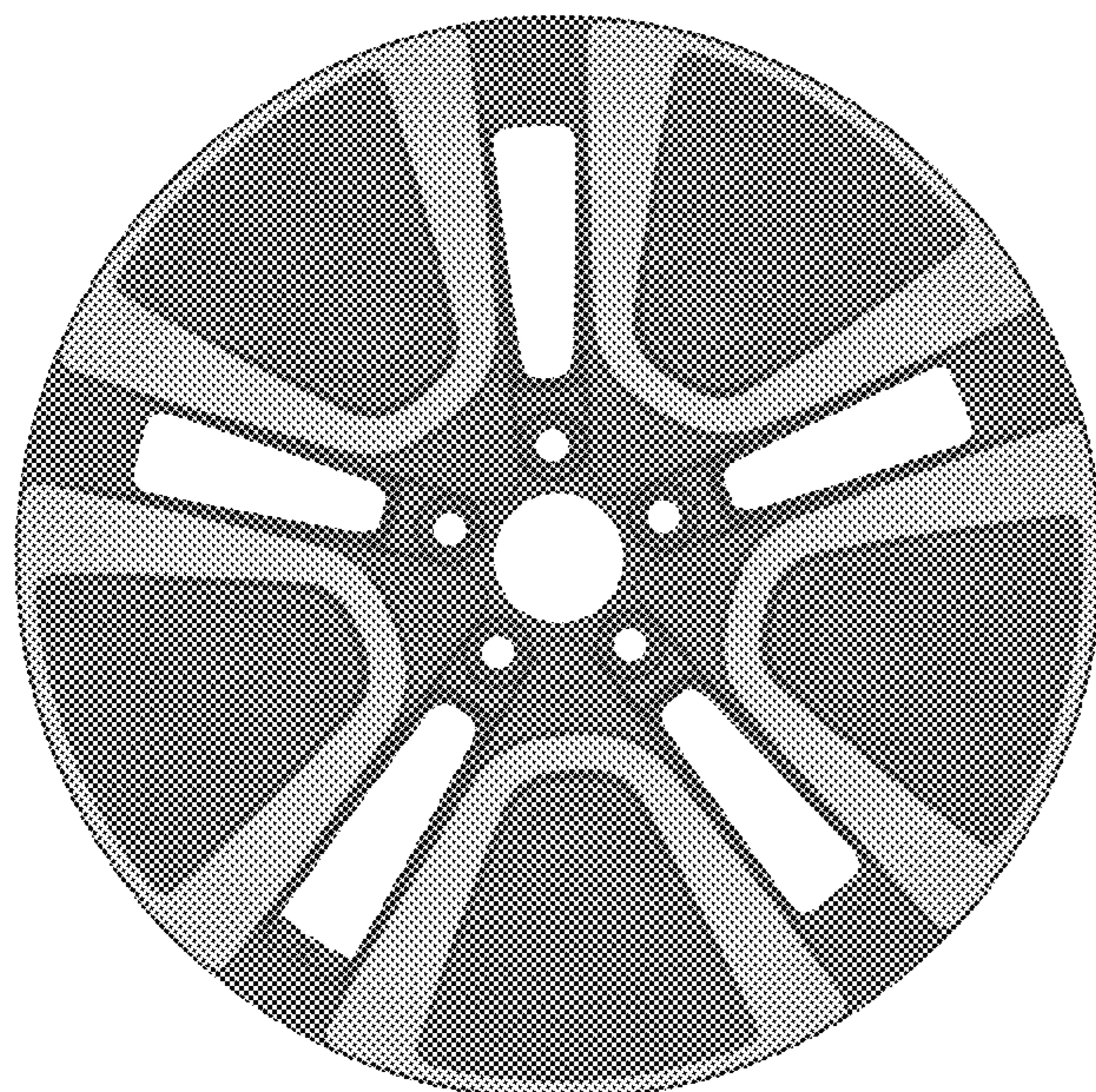
(57) **CLAIM**

The ornamental design for a vehicle rim, as shown.

**DESCRIPTION**

FIG. 1 is a front view of a vehicle rim showing my new design;  
FIG. 2 is a right perspective view thereof;  
FIG. 3 is a left perspective view thereof;  
FIG. 4 is a right side view thereof;  
FIG. 5 is a left side view thereof;  
FIG. 6 is a top view thereof; and,  
FIG. 7 is a bottom view thereof.

**1 Claim, 7 Drawing Sheets**







**FIG. 1**






**FIG. 2**






**FIG. 3**






**FIG. 4**




**FIG. 5**





**FIG. 6**



**FIG. 7**