



US00D939399S

(12) **United States Design Patent** (10) **Patent No.:** **US D939,399 S**
Becker (45) **Date of Patent:** **** Dec. 28, 2021**

(54) **VEHICLE FRONT BUMPER**
(71) Applicant: **JAGUAR LAND ROVER LIMITED,**
Coventry (GB)
(72) Inventor: **Jannik Becker,** Coventry (GB)
(73) Assignee: **JAGUAR LAND ROVER LIMITED,**
Coventry (GB)
(**) Term: **15 Years**
(21) Appl. No.: **29/743,552**
(22) Filed: **Jul. 22, 2020**
(30) **Foreign Application Priority Data**

Jan. 24, 2020 (EM) 007552955-0004

(51) **LOC (13) Cl.** **12-16**
(52) **U.S. Cl.**
USPC **D12/169**
(58) **Field of Classification Search**
USPC D12/169, 163, 196, 86, 90-92;
296/180.1, 180.2; 293/102, 113, 115,
293/117, 120
CPC B60R 19/52; B60R 2019/25; B62D 25/084
See application file for complete search history.

(56) **References Cited**

U.S. PATENT DOCUMENTS

D604,678 S * 11/2009 Walter D12/169
D637,945 S * 5/2011 Nakagawa D12/169
D718,676 S * 12/2014 Ishizuka D12/169
D718,677 S * 12/2014 Whang D12/169
D725,007 S * 3/2015 Beaven D12/164
D760,130 S * 6/2016 Arroba D12/169
D773,348 S * 12/2016 Munakata D12/169
D773,349 S * 12/2016 Munakata D12/169
D773,965 S * 12/2016 Morikawa D12/169

D775,010 S * 12/2016 Kim D12/169
D801,241 S * 10/2017 Park D12/169
D809,440 S * 2/2018 Kang D12/169
D814,369 S * 4/2018 Loeb D12/169
D816,566 S * 5/2018 Loeb D12/169
D817,826 S * 5/2018 Seo D12/169
D822,558 S * 7/2018 Kim D12/169
D823,748 S * 7/2018 Sunhwan D12/169
D829,619 S * 10/2018 Kim D12/169
D840,295 S * 2/2019 Peat D12/169
D840,297 S * 2/2019 Tovey D12/169
D840,298 S * 2/2019 Smith D12/169
D847,048 S * 4/2019 Patel D12/169
D855,511 S * 8/2019 Smith D12/169
D874,363 S * 2/2020 Patel D12/169
D879,680 S * 3/2020 Donfrancesco D12/169
D889,330 S * 7/2020 Patel D12/169
D889,680 S * 7/2020 Barere D24/216
D892,006 S * 8/2020 Buck D12/169
D898,633 S * 10/2020 Patel D12/169
D898,634 S * 10/2020 Patel D12/169

* cited by examiner

Primary Examiner — Melody N Brown

(74) *Attorney, Agent, or Firm* — Reising Ethington P.C.


(57) **CLAIM**

The ornamental design for a vehicle front bumper, as shown and described.

DESCRIPTION

FIG. 1 is a front and left side perspective view of a vehicle front bumper showing our new design;
FIG. 2 is a front view thereof;
FIG. 3 is a right side view thereof;
FIG. 4 is a left side view thereof;
FIG. 5 is a top view thereof;
FIG. 6 is a bottom view thereof;
FIG. 7 is a rear and right side perspective view thereof; and,
FIG. 8 is a rear view thereof.

1 Claim, 8 Drawing Sheets






FIG. 1

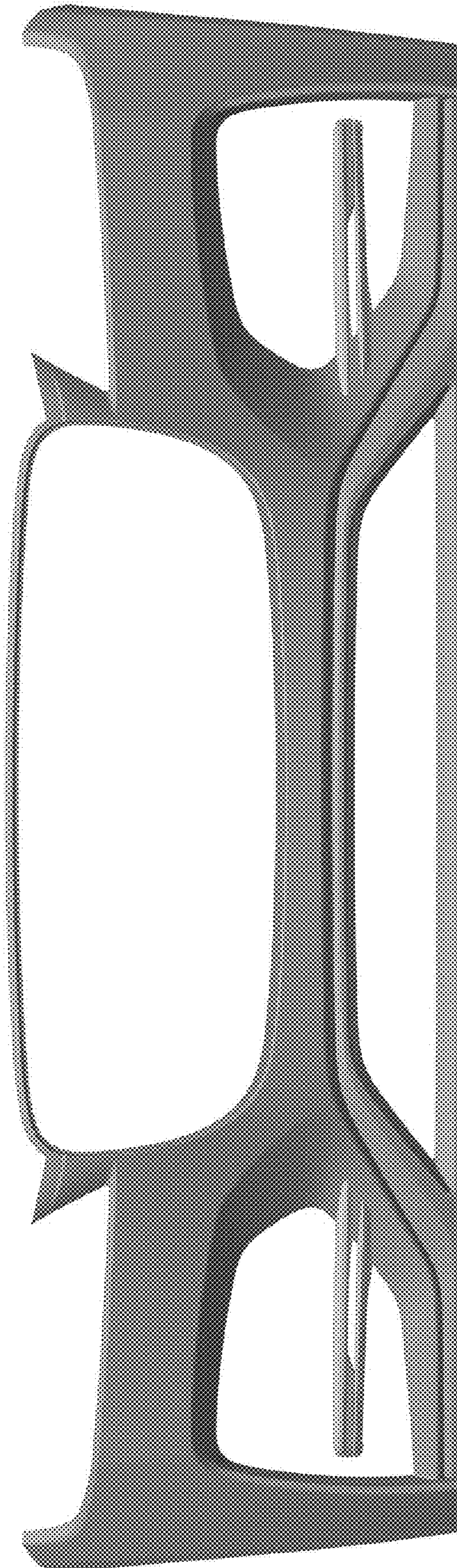


FIG. 2




FIG. 3




FIG. 4




FIG. 5




FIG. 6




FIG. 7

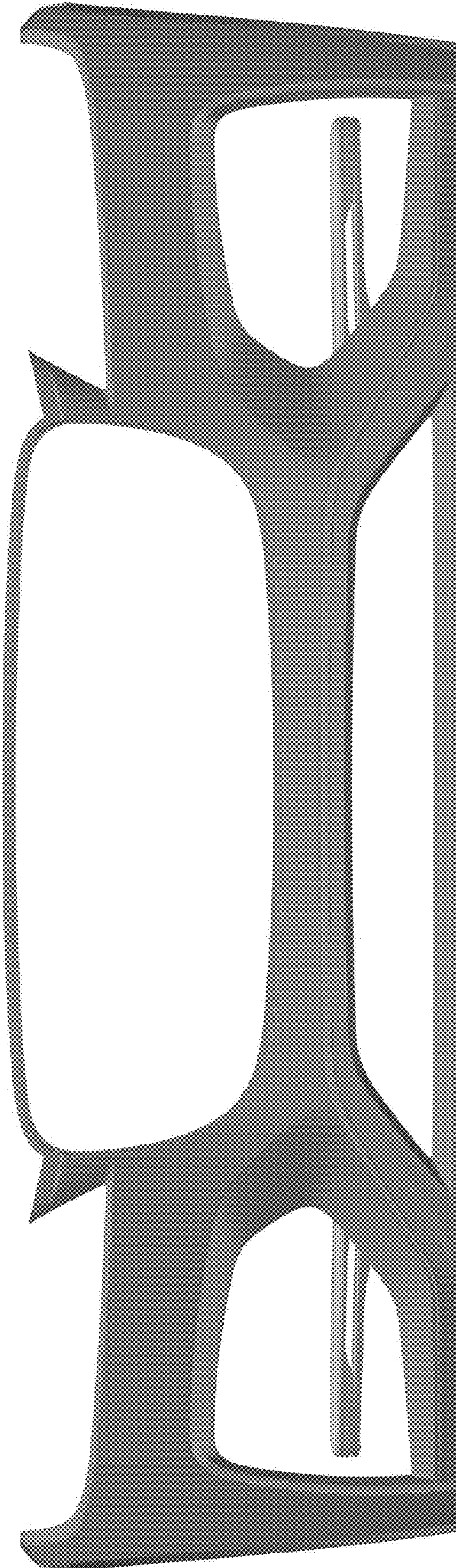


FIG. 8