



US00D939385S

(12) **United States Design Patent** (10) **Patent No.:** **US D939,385 S**
Giumentaro (45) **Date of Patent:** **** Dec. 28, 2021**

(54) **MOTOR VEHICLE**
(71) Applicant: **VOLKSWAGEN AKTIENGESELLSCHAFT,**
Wolfsburg (DE)
(72) Inventor: **Marco Giumentaro,** Wolfsburg (DE)
(73) Assignee: **VOLKSWAGEN AKTIENGESELLSCHAFT,**
Wolfsburg (DE)
(**) Term: **15 Years**

D690,231 S *	9/2013	Bischoff	D12/91
D700,870 S *	3/2014	Jevremovic	D12/92
D701,145 S *	3/2014	Bischoff	D12/91
D706,171 S *	6/2014	Bischoff	D12/91
D712,313 S *	9/2014	Bischoff	D12/91
D712,788 S *	9/2014	Bischoff	D12/91
D712,789 S *	9/2014	Bischoff	D12/91
D714,686 S *	10/2014	Bischoff	D12/91
D719,064 S *	12/2014	Bischoff	D12/91
D733,003 S *	6/2015	Bischoff	D12/91
D761,694 S *	7/2016	Bischoff	D12/91
D791,020 S *	7/2017	Bischoff	D12/91
D798,193 S *	9/2017	Potter	D12/91
D801,863 S *	11/2017	Bischoff	D12/91

(Continued)

(21) Appl. No.: **29/755,743**

FOREIGN PATENT DOCUMENTS

(22) Filed: **Oct. 22, 2020**

WO	DM086769	6/2015
WO	DM086822	6/2015

(30) **Foreign Application Priority Data**

(Continued)

Jun. 17, 2020 (DE) 40 2020 100 580.0

(51) **LOC (13) Cl.** **12-08**

(52) **U.S. Cl.**
USPC **D12/91**

(58) **Field of Classification Search**
USPC D12/86, 90-92, 88; D21/424, 433, 434,
D21/533; 296/181.1-181.5, 183.1
CPC B62D 25/00; B62D 25/06; B62D 33/00;
B62D 35/00

See application file for complete search history.

Primary Examiner — Melody N Brown

(74) *Attorney, Agent, or Firm* — Lucas & Mercanti, LLP;
Klaus P. Stoffel

(56) **References Cited**

(57) **CLAIM**

The ornamental design for a motor vehicle, as shown and described.


U.S. PATENT DOCUMENTS

DESCRIPTION

D620,394 S *	7/2010	Bischoff	D12/91
D620,840 S *	8/2010	Bischoff	D12/91
D626,885 S *	11/2010	Bischoff	D12/91
D647,821 S *	11/2011	Bischoff	D12/91
D647,823 S *	11/2011	Okumoto	D12/92
D671,035 S *	11/2012	Bischoff	D12/91
D674,319 S *	1/2013	Doyle	D12/92
D684,900 S *	6/2013	Doyle	D12/92

FIG. 1 is a front and right side perspective view of a motor vehicle showing my new design;
FIG. 2 is a front and left side perspective view thereof;
FIG. 3 is a rear and right side perspective view thereof;
FIG. 4 is a rear and left side perspective view thereof;
FIG. 5 is a front view thereof;
FIG. 6 is a rear view thereof;
FIG. 7 is a left side view thereof;
FIG. 8 is a right side view thereof; and,
FIG. 9 is a top view thereof.

1 Claim, 5 Drawing Sheets



(56)

References Cited

U.S. PATENT DOCUMENTS

D801,866	S	*	11/2017	Bischoff	D12/91
D801,868	S	*	11/2017	Bischoff	D12/91
D801,869	S	*	11/2017	Bischoff	D12/91
D801,870	S	*	11/2017	Bischoff	D12/91
D802,481	S	*	11/2017	Zhang	D12/91
D804,360	S	*	12/2017	Bischoff	D12/91
D805,434	S	*	12/2017	Bischoff	D12/91
D814,355	S	*	4/2018	Bischoff	D12/91
D818,881	S	*	5/2018	Bischoff	D12/91
D826,094	S	*	8/2018	Bischoff	D12/92
D841,519	S	*	2/2019	Bischoff	D12/91
D854,450	S	*	7/2019	Heo	D12/91
D871,261	S	*	12/2019	Zhou	D12/91
D872,652	S	*	1/2020	Koyama	D12/91
D892,679	S	*	8/2020	Bischoff	D12/88
D895,484	S	*	9/2020	Bischoff	D12/88
D904,229	S	*	12/2020	Bischoff	D12/91
D906,884	S	*	1/2021	Bischoff	D12/91

FOREIGN PATENT DOCUMENTS

WO	DM086972	7/2015
WO	DM088334	11/2015
WO	DM088336	11/2015
WO	DM099581	1/2018
WO	DM208284	4/2020

* cited by examiner



Fig. 1



Fig. 2



Fig. 3




Fig. 4



Fig. 5



Fig. 6




Fig. 7



Fig. 8

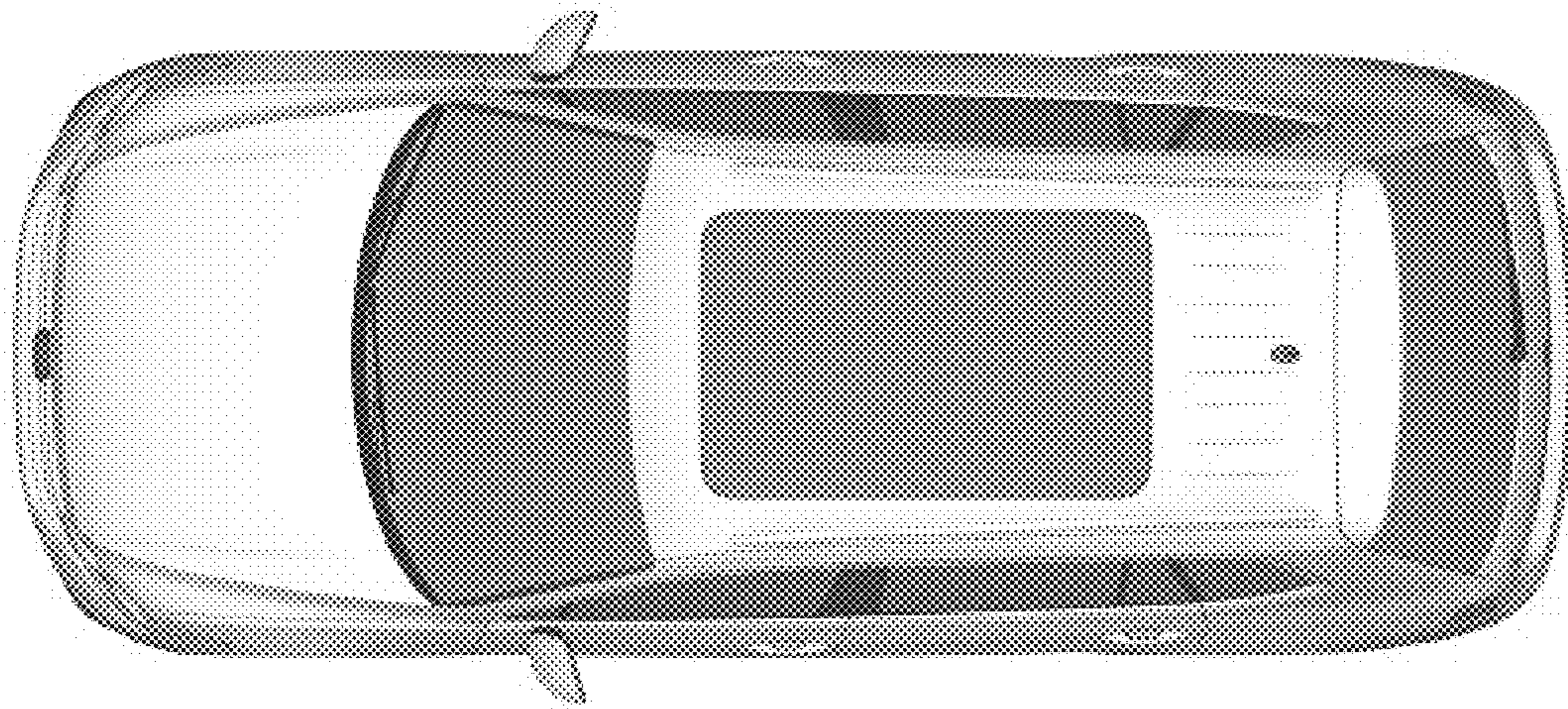


Fig. 9