



US00D939382S

(12) **United States Design Patent**
Mussini

(10) **Patent No.:** **US D939,382 S**

(45) **Date of Patent:** **** Dec. 28, 2021**

(54) **WALL ORNAMENT**

(71) Applicant: **CERAMICHE ATLAS CONCORDE S.p.A.**, Fiorano Modenese (IT)

(72) Inventor: **Luca Mussini**, Fiorano Modenese (IT)

(73) Assignee: **CERAMICHE ATLAS CONCORDE S.p.A.**, Fiorano Modenese (IT)

(**) Term: **15 Years**

(21) Appl. No.: **29/731,899**

(22) Filed: **Apr. 20, 2020**

(51) **LOC (13) Cl.** **11-02**

(52) **U.S. Cl.**
USPC **D11/140; D25/138**

(58) **Field of Classification Search**
USPC D11/131, 132, 140, 164, 184; D25/58,
D25/138, 149, 151-154, 156-163;
D5/15, 29, 47, 56, 58-63, 99
CPC ... B29L 2031/7222; B44C 1/00; B44C 3/123;
B44C 5/04; E04F 13/0862; E04F
13/0871; E04F 13/185; E04F 15/08; E04F
2203/02
See application file for complete search history.

(56) **References Cited**

U.S. PATENT DOCUMENTS

1,359,893	A *	11/1920	Hopkins	B44C 3/123
					52/388
1,637,580	A *	8/1927	Lowry	E04F 15/08
					52/389
1,821,343	A *	9/1931	Honer	E04F 13/12
					52/314
2,475,708	A *	7/1949	Lichaczewski	E04F 13/185
					52/387
D200,312	S *	2/1965	Monroe	D25/158
4,656,722	A *	4/1987	Armstrong	B29C 33/3857
					264/129

D299,870	S *	2/1989	Jennings	D25/157
D387,182	S *	12/1997	Artajona-Baena	D25/113
D389,589	S *	1/1998	Artajona-Baena	D25/113
D473,711	S *	4/2003	Bassignani	D3/270
D490,914	S *	6/2004	Story	D25/157
D499,887	S *	12/2004	Wong	D5/53
D501,609	S *	2/2005	Wong	D5/53
D502,557	S *	3/2005	O'Dell	D25/156
D516,821	S *	3/2006	Wu	D5/53
D529,627	S *	10/2006	Yu	D25/103
D532,123	S *	11/2006	Folliard	D25/163
D532,613	S *	11/2006	Wu	D5/53
D540,334	S *	4/2007	Solomon	D14/455
D609,956	S *	2/2010	Lukasik	D6/582
D610,270	S *	2/2010	Li	D25/158
D618,823	S *	6/2010	Lallas	D25/113
D640,025	S *	6/2011	Wildeman	D32/40
D643,944	S *	8/2011	Henderson	D25/157
D643,981	S *	8/2011	Wildeman	D32/40
D670,828	S *	11/2012	Li	D25/151
D670,829	S *	11/2012	Li	D25/151

(Continued)

Primary Examiner — W. A. Teddy Falloway

(74) *Attorney, Agent, or Firm* — Dickinson Wright PLLC;
Andrew D. Dorisio

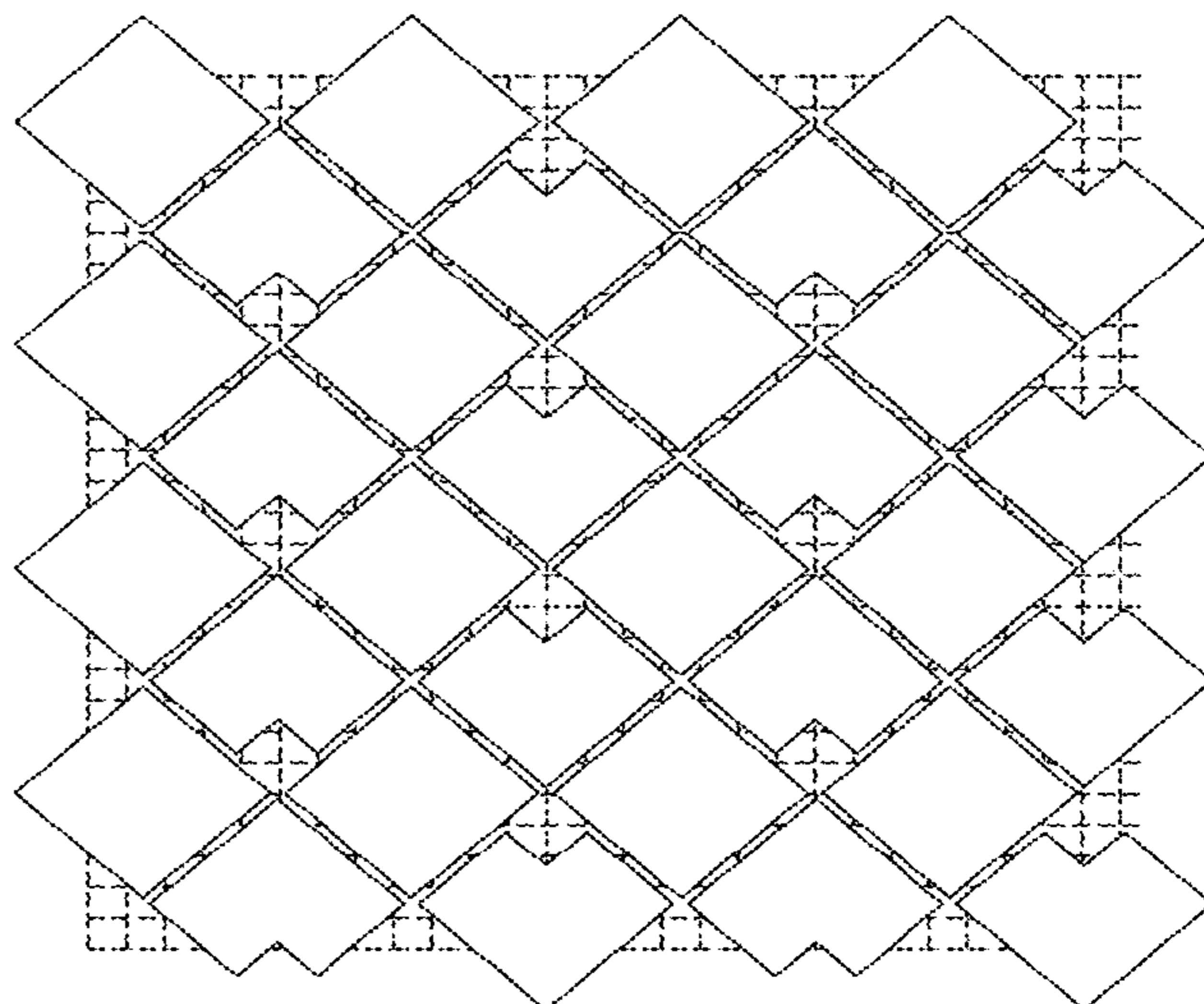
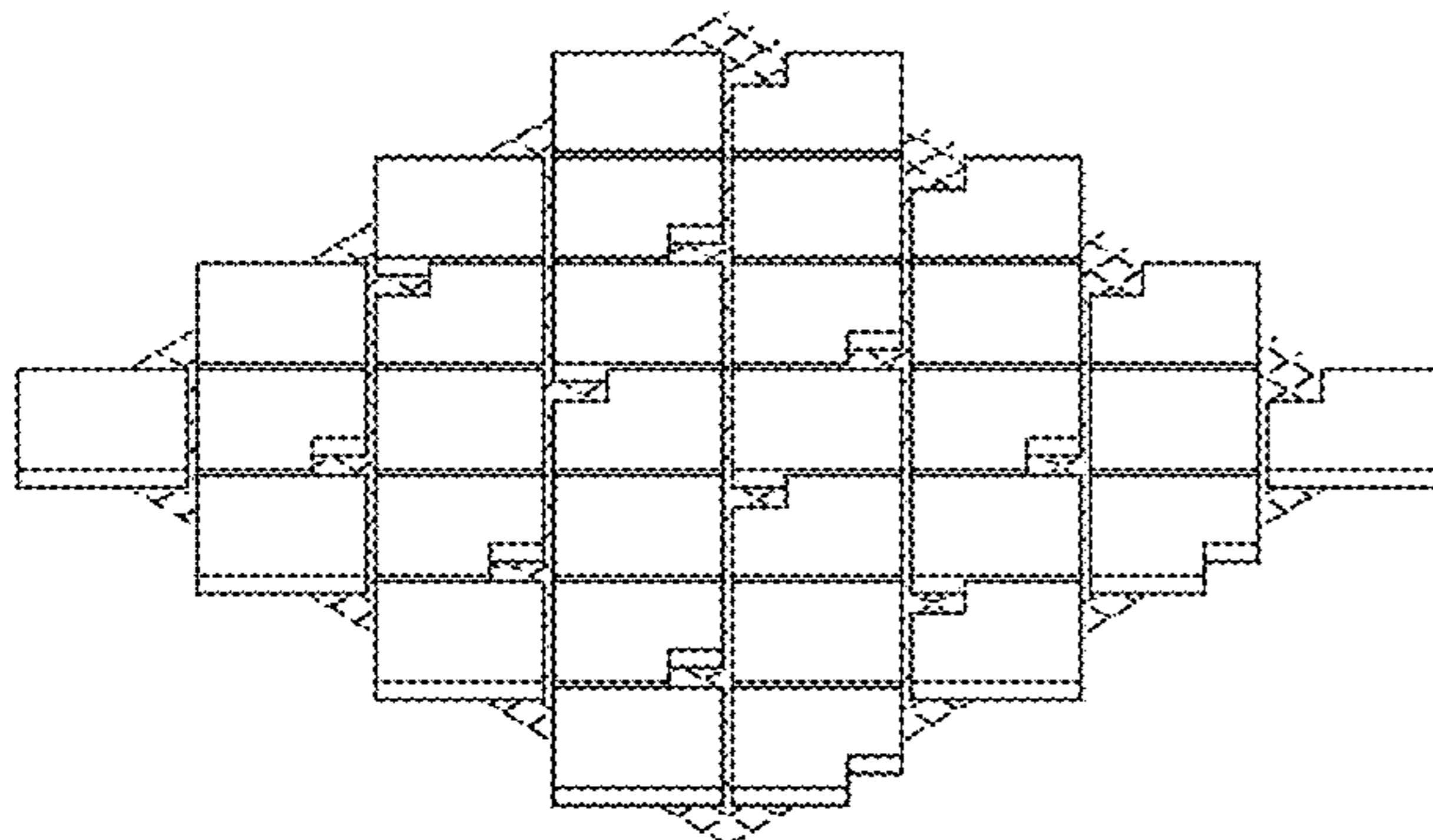
(57) **CLAIM**

The ornamental design for a wall ornament, as shown and described.

DESCRIPTION

FIG. 1 is a top perspective view of the wall ornament showing my new design;
FIG. 2 is a top view thereof;
FIG. 3 is a front view thereof;
FIG. 4 is a right side view thereof;
FIG. 5 is a rear view thereof;
FIG. 6 is a left side view thereof; and,
FIG. 7 is bottom view thereof.
The broken line depictions show environmental structure and form no part of the claimed design.

1 Claim, 4 Drawing Sheets



(56)

References Cited

U.S. PATENT DOCUMENTS

D674,919	S *	1/2013	Higgins	D25/122
D794,127	S *	8/2017	Elmaagacli	D21/300
D802,803	S *	11/2017	Berg	D25/138
D810,323	S *	2/2018	Gigli	D25/138
D819,233	S *	5/2018	Kuma	D25/138
10,011,143	B2 *	7/2018	Martin	B44C 1/00
D849,272	S *	5/2019	Kaump	D25/138
D871,780	S *	1/2020	De Vienne	D5/61
D896,404	S *	9/2020	Martin	D25/157
D905,292	S *	12/2020	Nadalini	D25/138
D915,081	S *	4/2021	Wang	D5/59
D918,599	S *	5/2021	Horne	D5/47
D923,966	S *	7/2021	Wu	D6/582
2004/0071920	A1 *	4/2004	Ria	E04F 15/08 428/43
2013/0019552	A1 *	1/2013	Murdock	E04F 13/0862 52/506.01
2014/0000200	A1 *	1/2014	Kikuchi	E04G 19/00 52/384

* cited by examiner

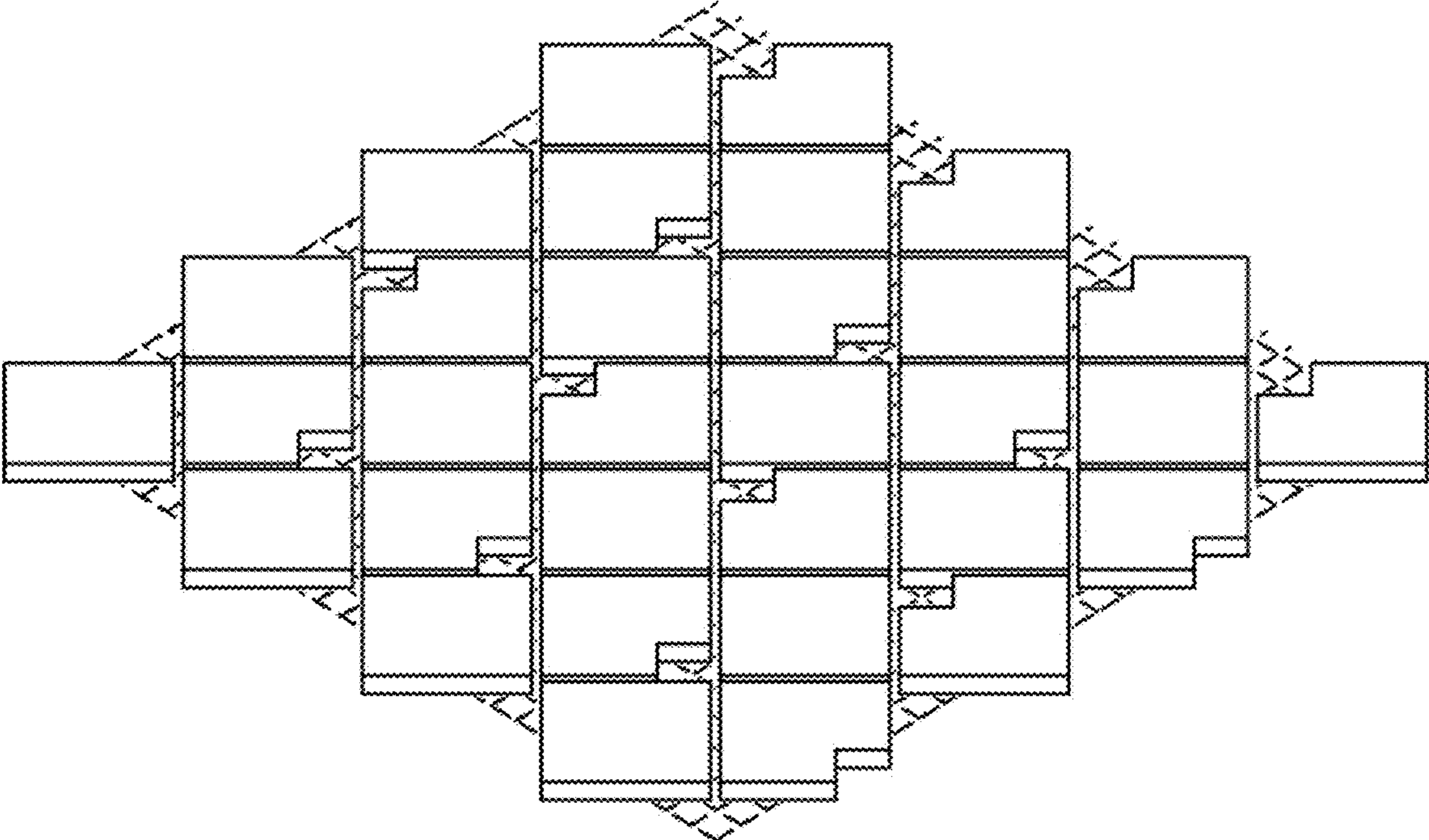


FIG. 1

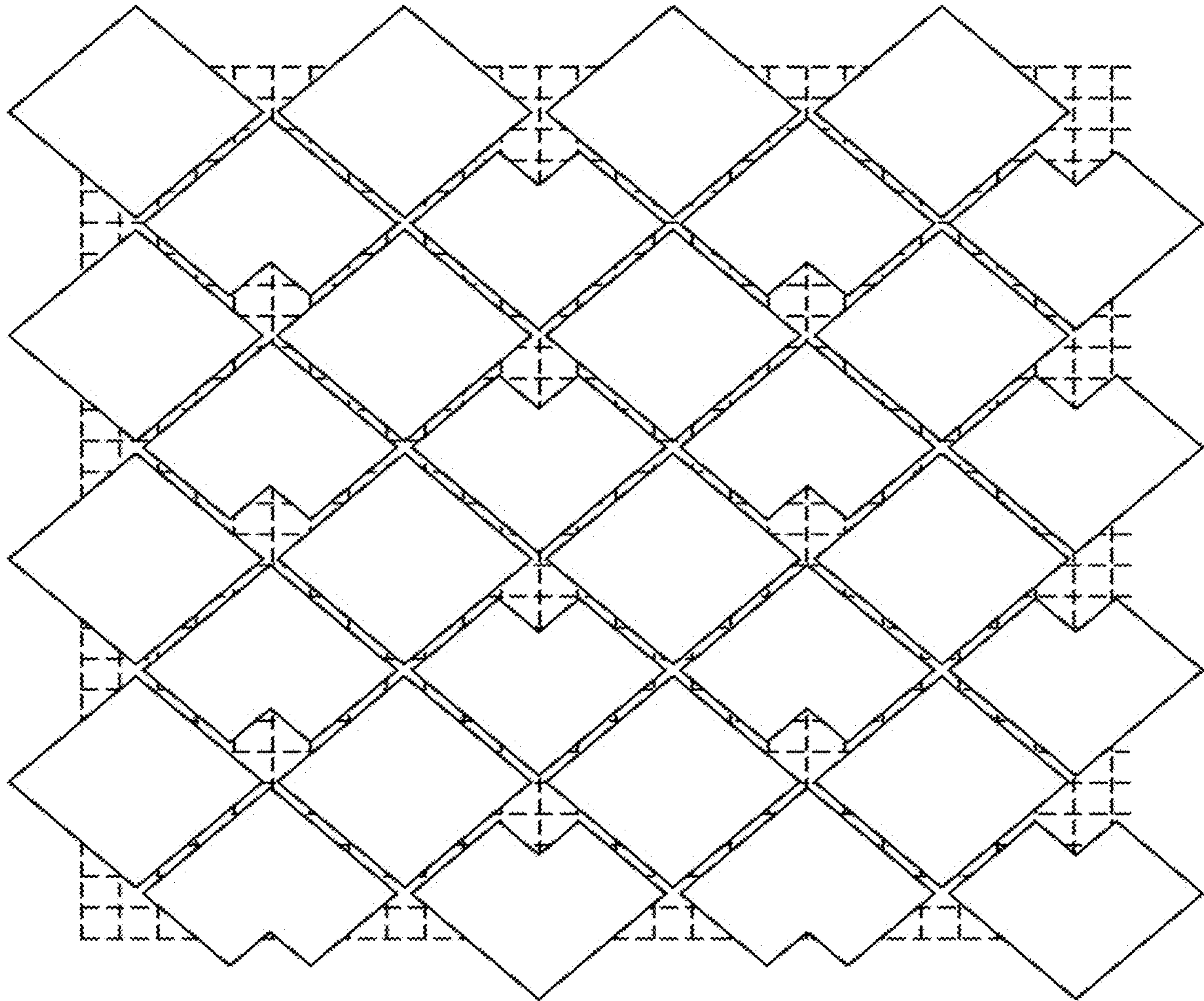


FIG. 2




FIG. 3



FIG. 4




FIG. 5




FIG. 6

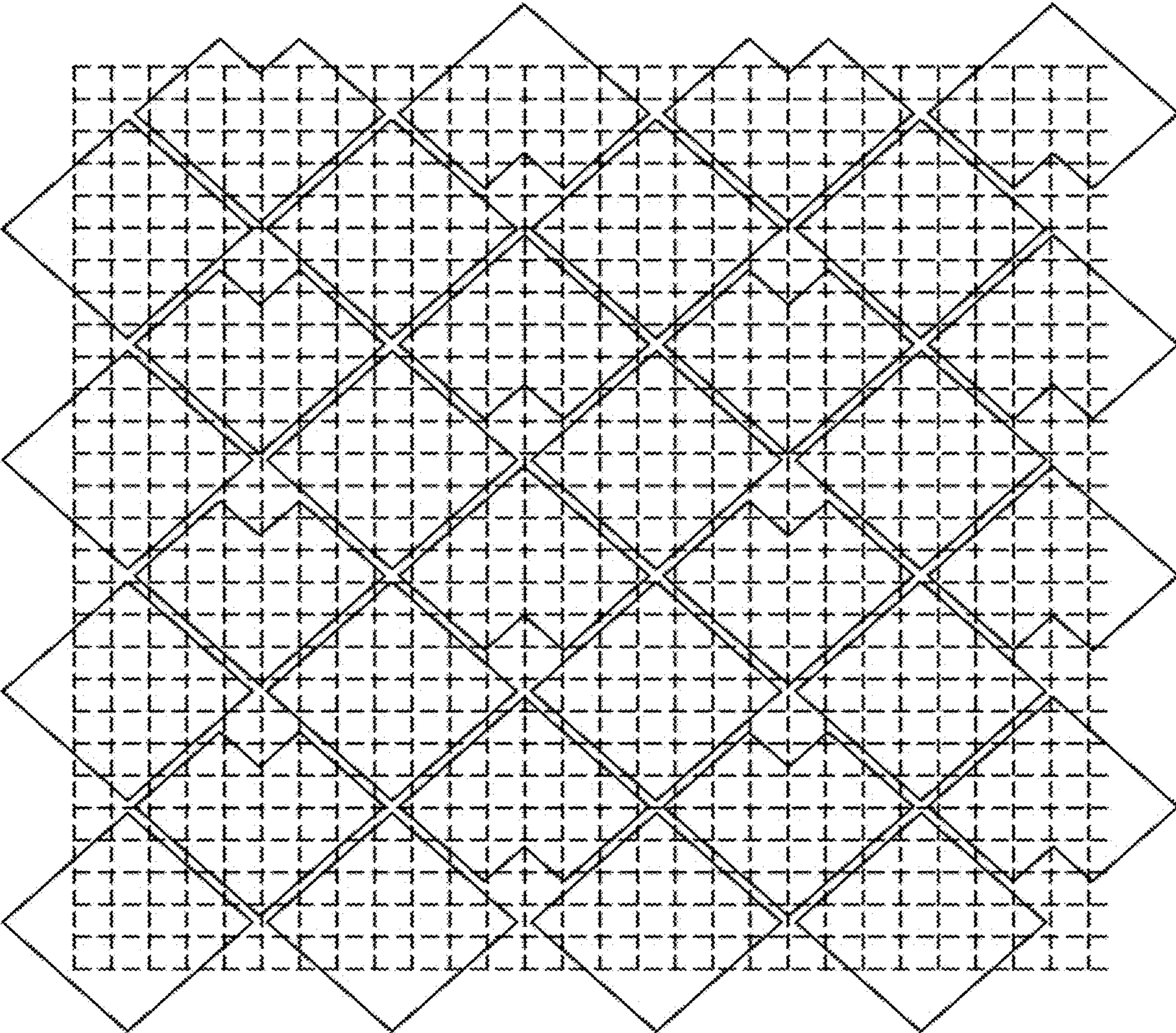


FIG. 7