



US00D939374S

(12) **United States Design Patent** (10) **Patent No.:** **US D939,374 S**
Bonadies (45) **Date of Patent:** **** Dec. 28, 2021**

(54) **RING PROTECTOR**

- (71) Applicant: **Emily Bonadies**, Cos Cob, CT (US)
- (72) Inventor: **Emily Bonadies**, Cos Cob, CT (US)
- (73) Assignee: **Buffr, LLC**, Cos Cob, CT (US)
- (**) Term: **15 Years**
- (21) Appl. No.: **29/767,656**
- (22) Filed: **Jan. 25, 2021**

Related U.S. Application Data

- (62) Division of application No. 29/627,118, filed on Nov. 22, 2017, now Pat. No. Des. 910,478.
- (51) **LOC (13) Cl.** **11-01**
- (52) **U.S. Cl.**
USPC **D11/26; D29/114**
- (58) **Field of Classification Search**
USPC D11/1-39, 91, 92, 86, 87; D29/113, 114
CPC A44C 5/00; A44C 5/0007; A44C 5/0014;
A44C 5/0023; A44C 5/003; A44C
5/0038; A44C 5/0046; A44C 5/0053;
A44C 5/0061; A44C 5/0069; A44C
5/0076; A44C 5/0084; A44C 5/0092;
A44C 5/02; A44C 5/022; A44C 5/025;
A44C 5/027; A44C 9/00; A44C 9/0007;
A44C 9/0015; A44C 9/0023; A44C
9/003; A44C 9/0038; A44C 9/0046; A44C
9/0053; A44C 9/0061; A44C 9/0069;
A44C 9/0076; A44C 9/0084; A44C
9/0092; A44C 9/02; A44C 17/02; A44C
17/0208; A44C 17/0215; A44C 17/0225;
A44C 17/0233; A44C 17/0241; A44C
17/025; A44C 17/0258; A44C 17/0266;
A44C 17/0275; A44C 17/0283; A44C
17/0291

See application file for complete search history.

(56) **References Cited**

U.S. PATENT DOCUMENTS

D181,851 S	1/1958	Hendrickson	
D225,389 S *	12/1972	Carter	D29/120.1
D314,727 S *	2/1991	Samaras	D11/27
D334,085 S *	3/1993	Niemann	D29/113
D377,769 S	2/1997	Roemer	
D454,765 S	3/2002	Jansson	
D465,306 S *	11/2002	Price	D29/114
D504,635 S	5/2005	Jones	
D523,769 S	6/2006	Arlanda	
D523,770 S	6/2006	Arlanda	
D545,503 S *	6/2007	Ryscavage	D29/114
D553,804 S	10/2007	Kaposi	
D626,435 S	11/2010	Tanaka et al.	

(Continued)

OTHER PUBLICATIONS

[Online] "Buffr" <https://www.mybuffr.com/products/buffr>. Retrieved Jul. 28, 2021.*

Primary Examiner — Melanie Pellegrini
(74) *Attorney, Agent, or Firm* — Carmody Torrance Sandak & Hennessey LLP

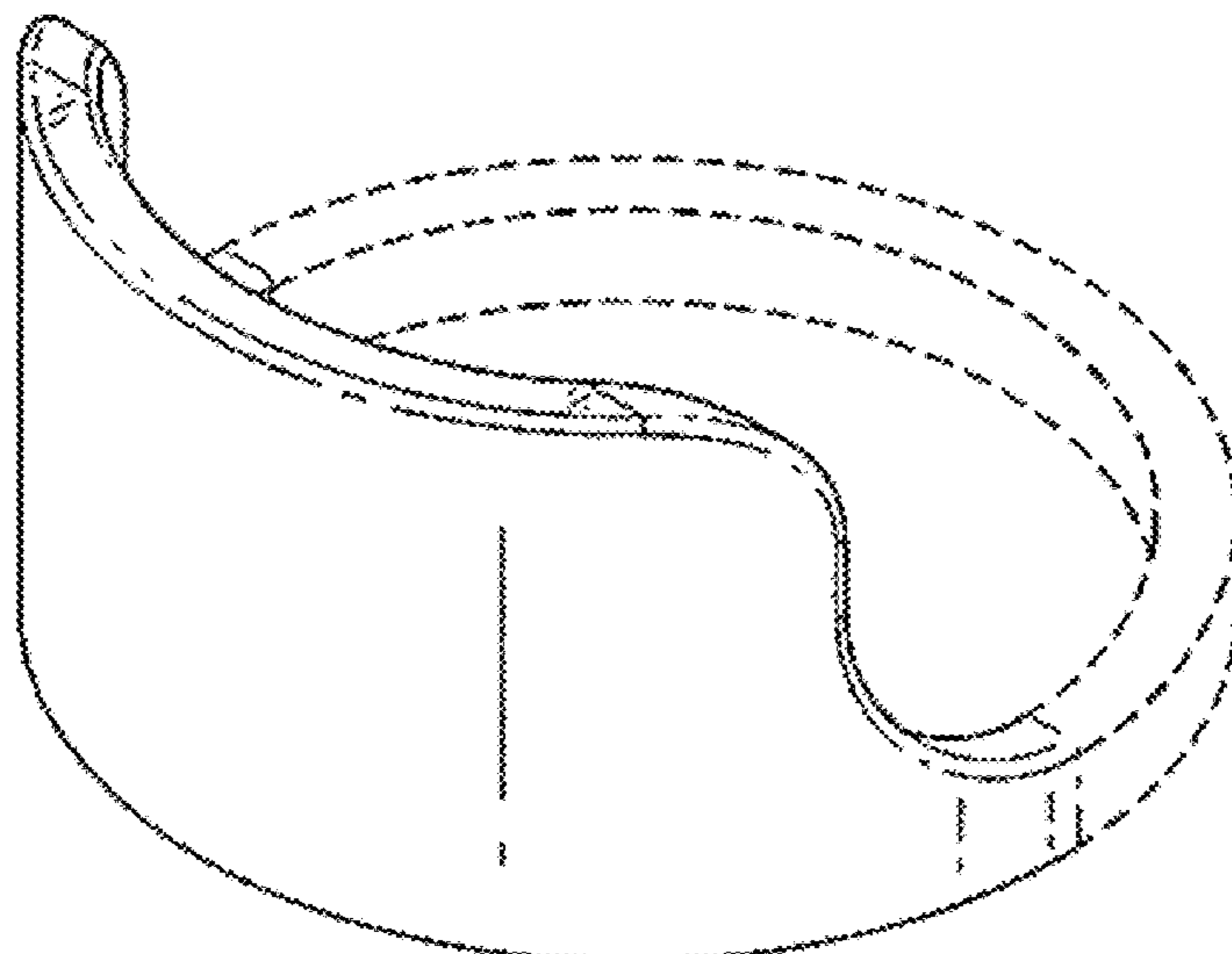
(57) **CLAIM**

The ornamental design for a ring protector, as shown and described.

DESCRIPTION

FIG. 1 is a perspective view of the ring protector showing my new design;
FIG. 2 is a first end view thereof;
FIG. 3 is a second end view thereof;
FIG. 4 is a first side view thereof, with the second side view being a mirror image thereof;
FIG. 5 is a bottom view thereof; and,
FIG. 6 is a top view thereof.
The dotted lines are intended to show features that are environmental only and form no part of the claimed design.

1 Claim, 1 Drawing Sheet



(56)

References Cited

U.S. PATENT DOCUMENTS

D635,422 S	4/2011	Wegner et al.	
D652,275 S	1/2012	Wegner et al.	
D702,402 S	4/2014	Pew	
D715,951 S *	10/2014	Stuart	D24/190
9,232,838 B2	1/2016	Haight	
D761,149 S	7/2016	Gruber-Matejovsky	
D869,775 S	12/2019	Voosen	
D910,478 S *	2/2021	DeLuca	D11/26

* cited by examiner

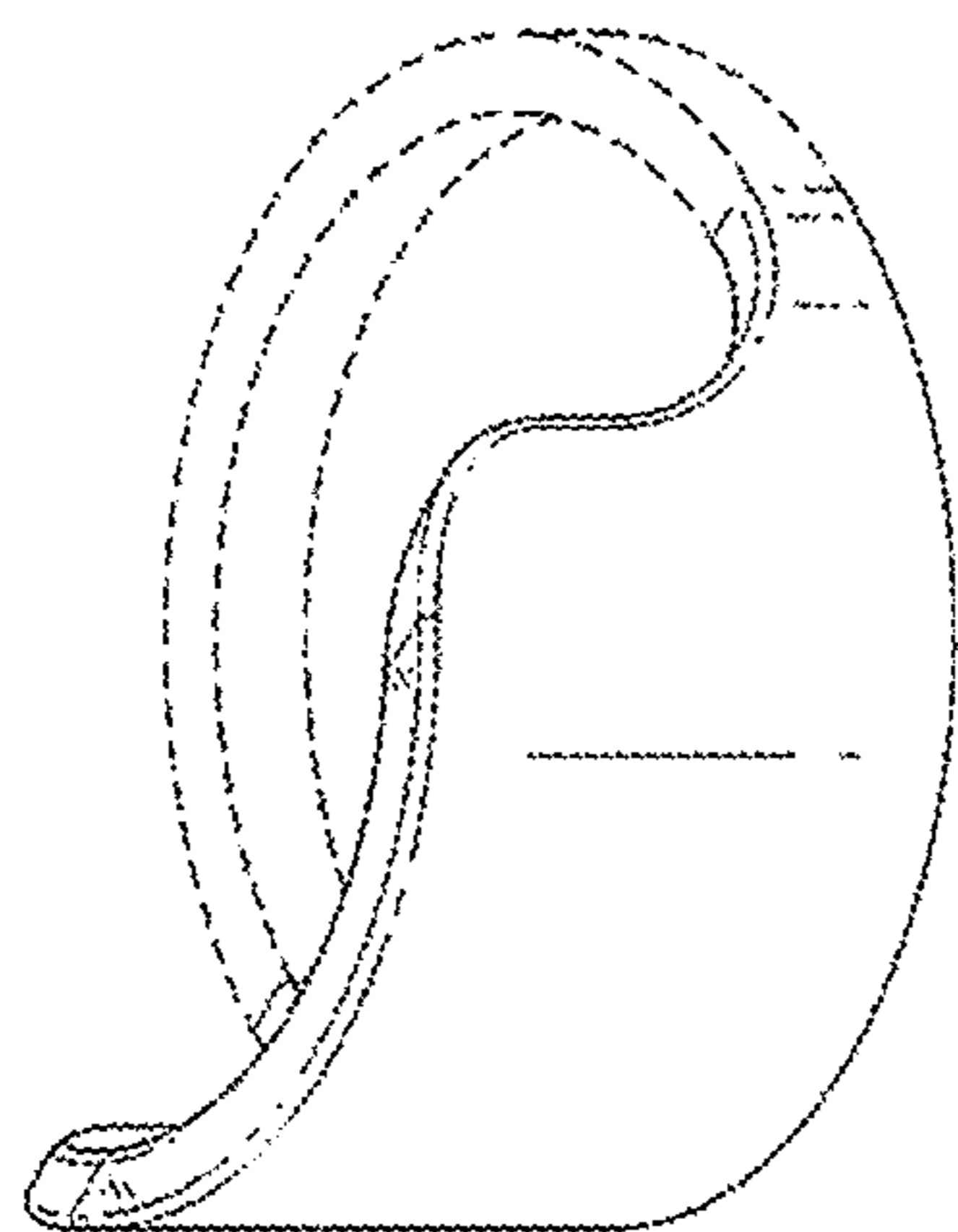


FIG. 1




FIG. 2




FIG. 3

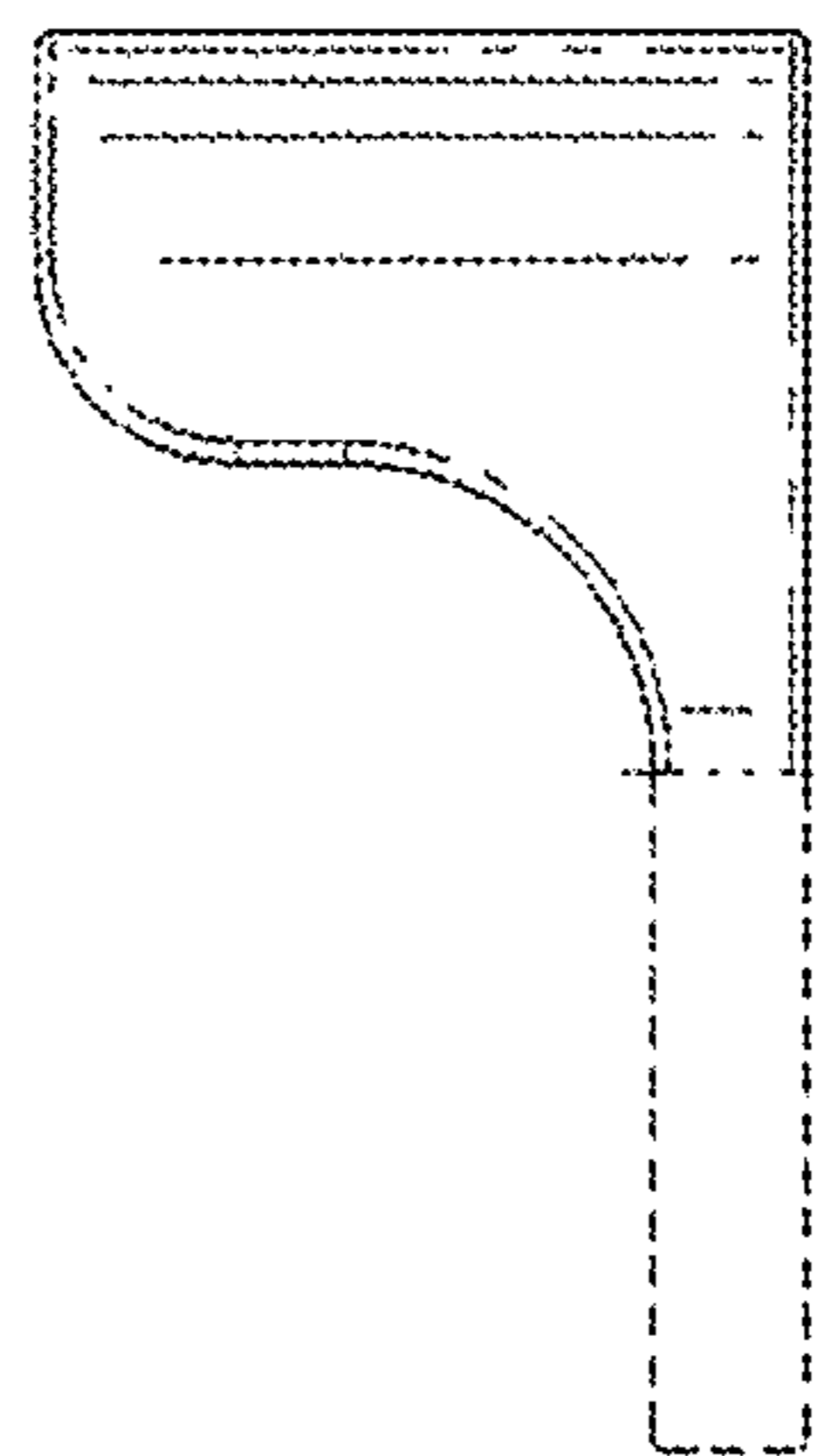


FIG. 4

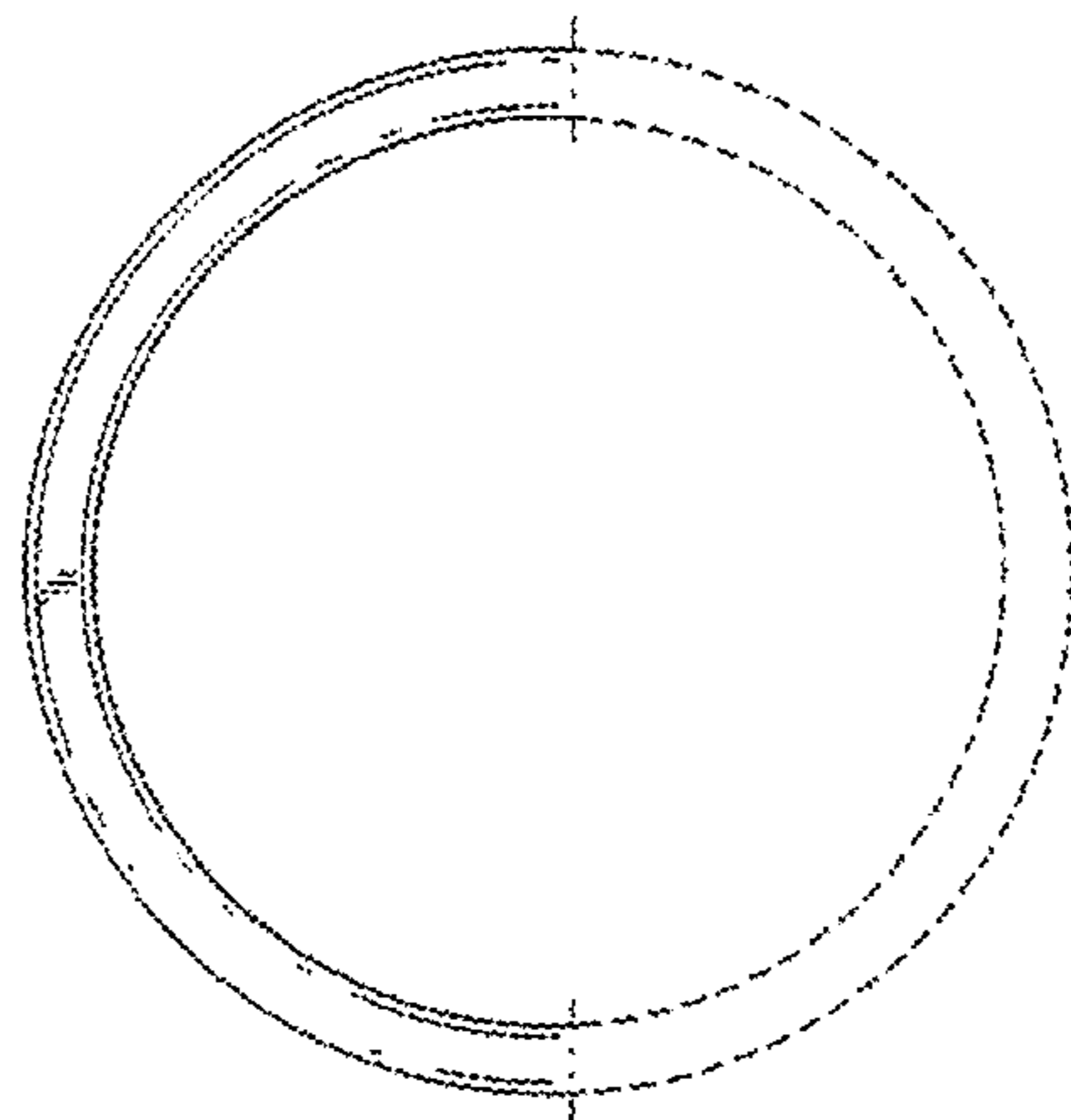


FIG. 5

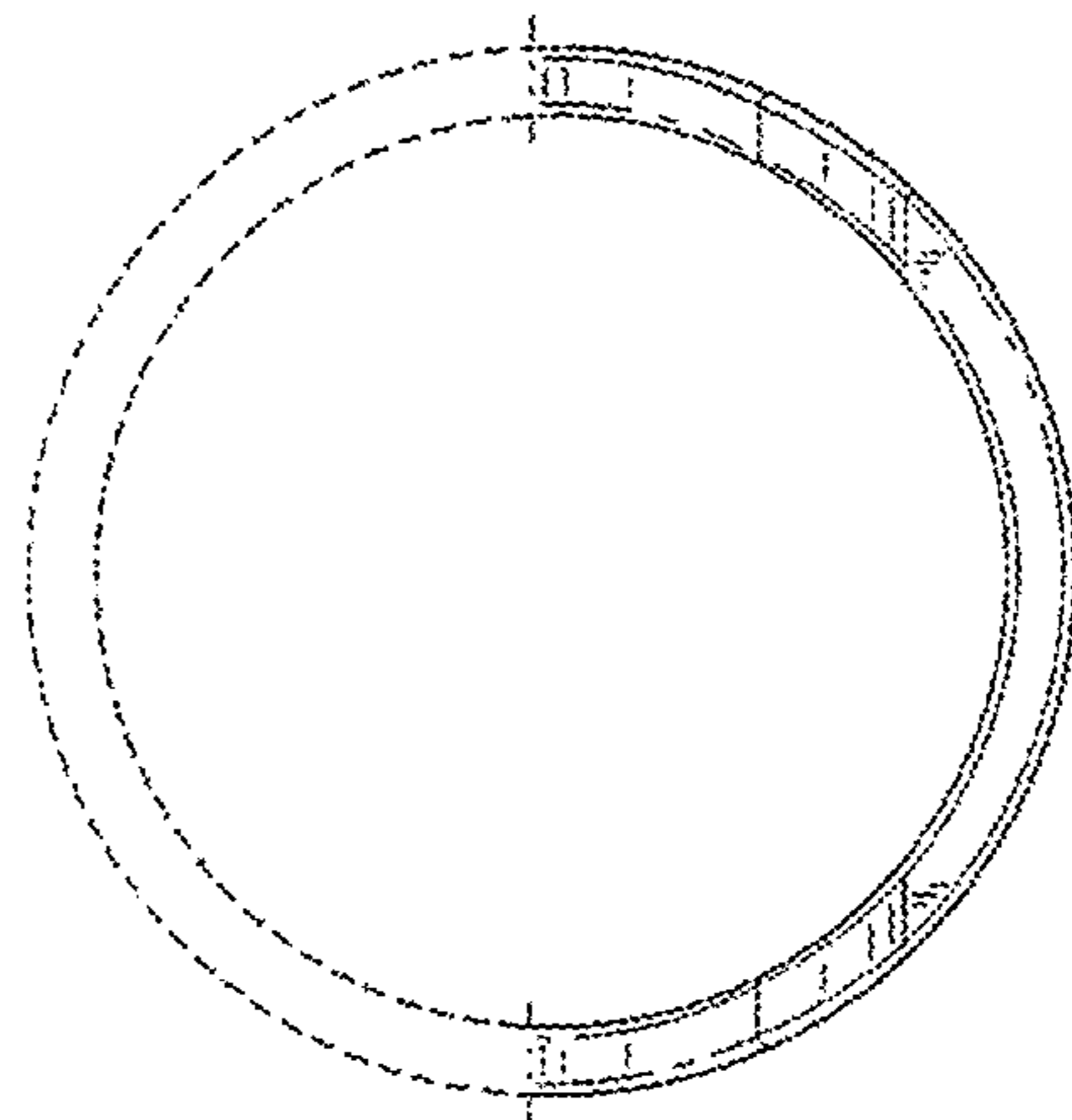


FIG. 6