



US00D939366S

(12) **United States Design Patent** (10) **Patent No.:** **US D939,366 S**
Tian et al. (45) **Date of Patent:** **** Dec. 28, 2021**

(54) **LIDAR**
(71) Applicant: **HESAI PHOTONICS TECHNOLOGY CO., LTD.**, Shanghai (CN)
(72) Inventors: **Shang Tian**, Shanghai (CN); **Shan Li**, Shanghai (CN); **Zhanlin Zhang**, Shanghai (CN); **Shaoqing Xiang**, Shanghai (CN)
(73) Assignee: **HESAI TECHNOLOGY CO., LTD.**, Shanghai (CN)

D737,163 S * 8/2015 Yamamoto D10/106.6
D772,737 S * 11/2016 Robinson D10/65
D806,072 S * 12/2017 Gummalla D14/358
D806,709 S * 1/2018 Gummalla D14/358
D826,746 S * 8/2018 Qiu D10/70
D837,543 S * 1/2019 Risdall D6/344
D848,292 S * 5/2019 Laurans D10/70
D893,592 S * 8/2020 Ishida D18/19
D906,143 S * 12/2020 Amamiya D10/81
D922,221 S * 6/2021 Matsumoto D10/50
D925,441 S * 7/2021 Nakano D13/102
(Continued)

(**) Term: **15 Years**

(21) Appl. No.: **29/734,375**

(22) Filed: **May 12, 2020**

(30) **Foreign Application Priority Data**

Jan. 9, 2020 (CN) 202030014884.2

(51) **LOC (13) Cl.** **10-04**

(52) **U.S. Cl.**
USPC **D10/70**

(58) **Field of Classification Search**
USPC D10/75, 65, 70, 81; D12/192; D3/207, D3/208
CPC . G06F 3/16; G08B 3/00; H04M 11/00; H04N 7/14; H04N 7/26
See application file for complete search history.

(56) **References Cited**

U.S. PATENT DOCUMENTS

2,833,337 A * 5/1958 Meekin A47C 3/16 297/462
D439,498 S * 3/2001 Hennig D24/140
D522,499 S * 6/2006 Marcichow D14/225
D681,967 S * 5/2013 Schoolmeester D6/349
9,010,867 B2 * 4/2015 Martin A47C 3/029 297/462

OTHER PUBLICATIONS

AP News, Velodyne Lidar Announces Breakthrough Sensor for Autonomous Systems, publication date Aug. 9, 2019, (online) URL: <https://apnews.com/press-release/pr-businesswire/12e7d0eb6f5d47c291df68231fb630a0> (Year: 2019).*
(Continued)

Primary Examiner — L. A. Grabenstetter
Assistant Examiner — Antoinette Martine Suiter
(74) *Attorney, Agent, or Firm* — Enshan Hong; MagStone Law, LLP

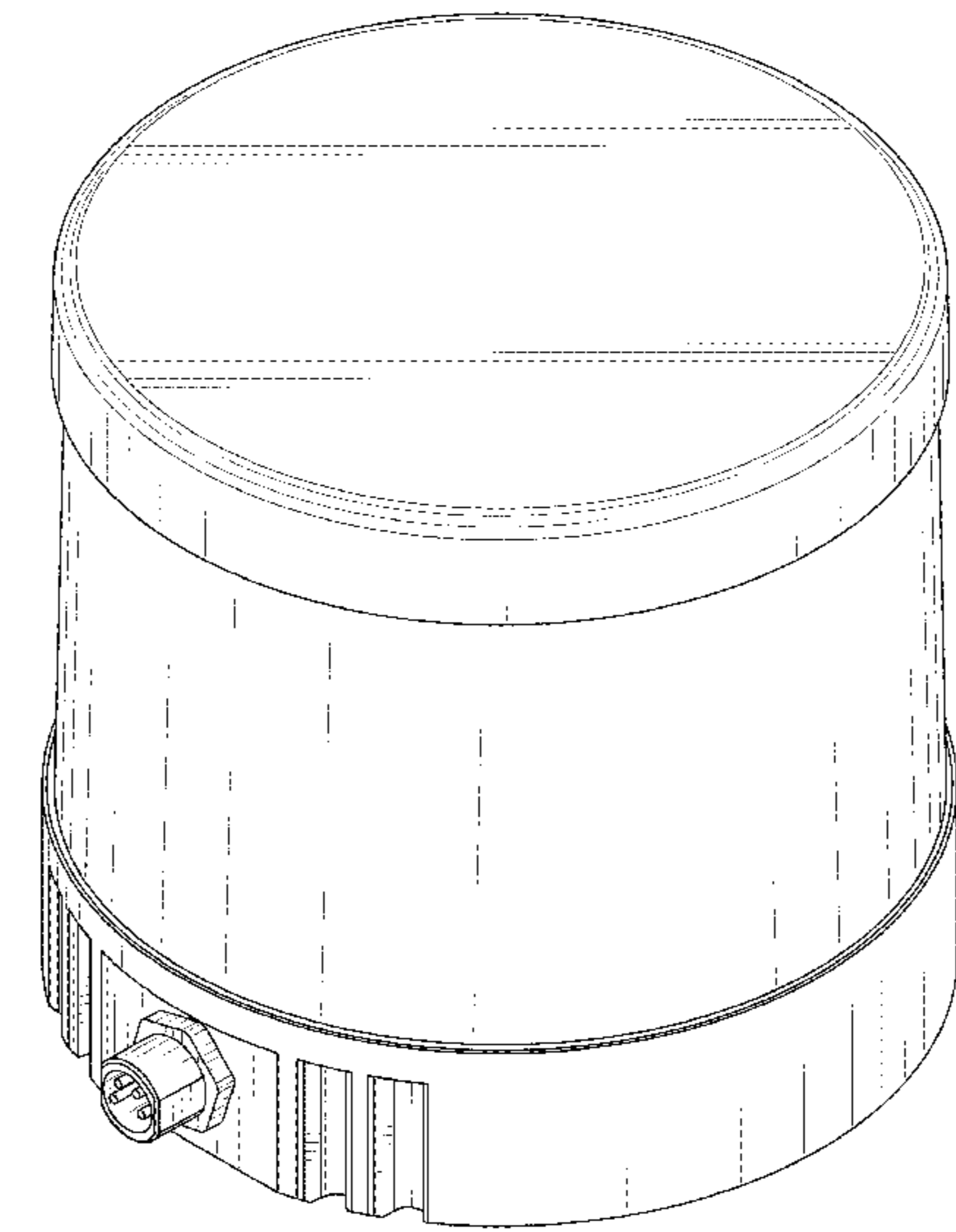
(57) **CLAIM**

The ornamental design for a lidar, as shown and described.

DESCRIPTION

FIG. 1 is a front view of a lidar showing my new design; FIG. 2 is a back view thereof; FIG. 3 is a left view thereof; FIG. 4 is a right view thereof; FIG. 5 is a top view thereof; FIG. 6 is a bottom view thereof; and, FIG. 7 is a perspective view thereof. The portions of the article shown in broken lines form no part of the claimed design.

1 Claim, 7 Drawing Sheets



(56)

References Cited

U.S. PATENT DOCUMENTS

2021/0048515 A1* 2/2021 Zhou G01S 7/487
2021/0190918 A1* 6/2021 Li G01S 7/4815

OTHER PUBLICATIONS

Businesswire, Velodyne Lidar and Trunk Tech Announce Strategic Partnership in Autonomous Trucking, publication date Jan. 19, 2021, (online) URL: <https://www.businesswire.com/news/home/20210119005243/en/Velodyne-Lidar-and-Trunk.Tech-Announce-Strategic-Partnership-in-Autonomous-Trucking> (Year: 2021).*

SFGATE Lidar factory for self-driving cars opens in Silicon Valley, publication date Jan. 17, 2017, (online) URL: <https://www.sfgate.com/business/article/Lidar-factory-for-self-driving-cars-opens-in-10863030.php> (Year: 2017).*

TAAS Magazine Hesai releases PandarQT and ultra-wide FOV Lidar, publication date Jan. 15, 2020, (online) URL: https://taas.news/article/110012/Hesai_Releases_PandarQT_An_Ultra-wide_FOV_LiDAR (Year: 2020).*

Cision PR Newswire Hesai Unveils PandarXT, publication date Oct. 12, 2020, (online) URL: <https://www.prnewswire.com/news-releases/hesai-unveils-pandarxt-32-channel-mid-range-lidar-with-self-developed-proprietary-lidar-asics-301150351.html> (Year: 2020).*

The Byte this \$500 Lidar System could prove Elon Musk Wrong, publication date Jul. 11, 2019, (online) URL: <https://futurism.com/the-byte/500-lidar-system-prove-elon-musk-wrong> (Year: 2019).*

Slash Gear Baraja's Lidar sets its sights on self-driving cars, publication date Jul. 12, 2018, (online) URL: <https://www.slashgear.com/baraja-lidar-spectrum-scan-technology-autonomous-cars-in-depth-12537344/> (Year: 2018).*

* cited by examiner

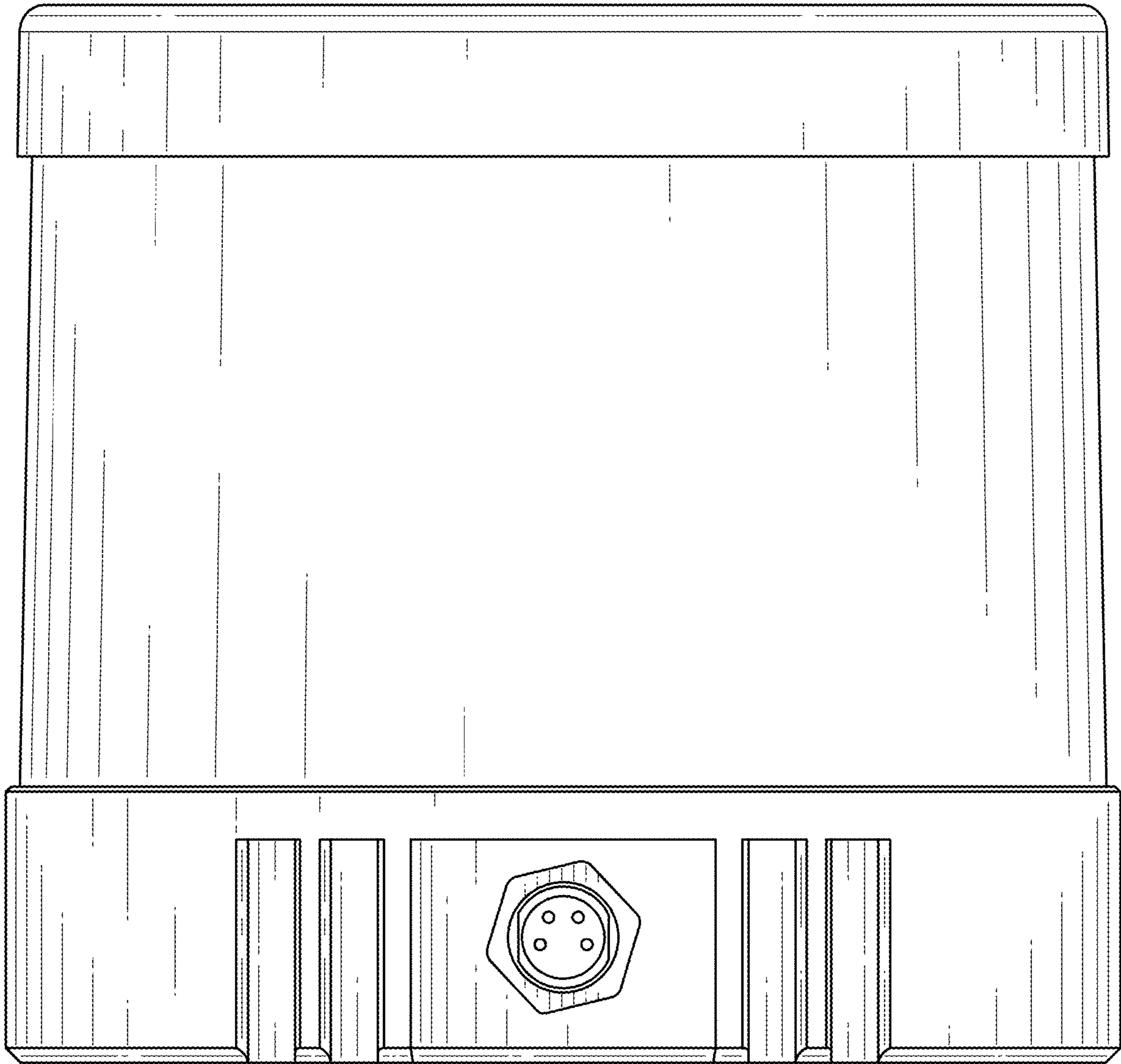


FIG. 1

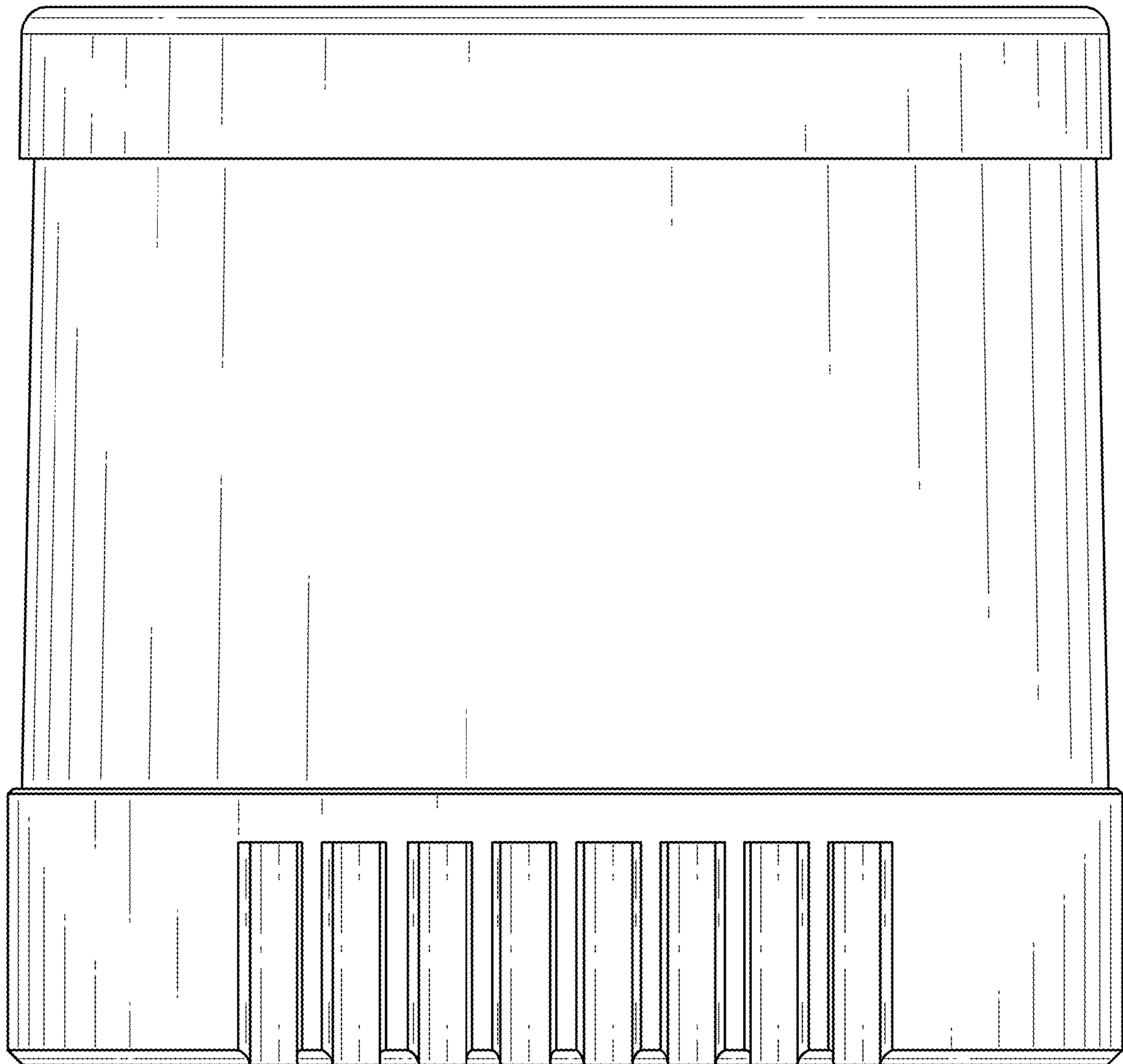


FIG. 2

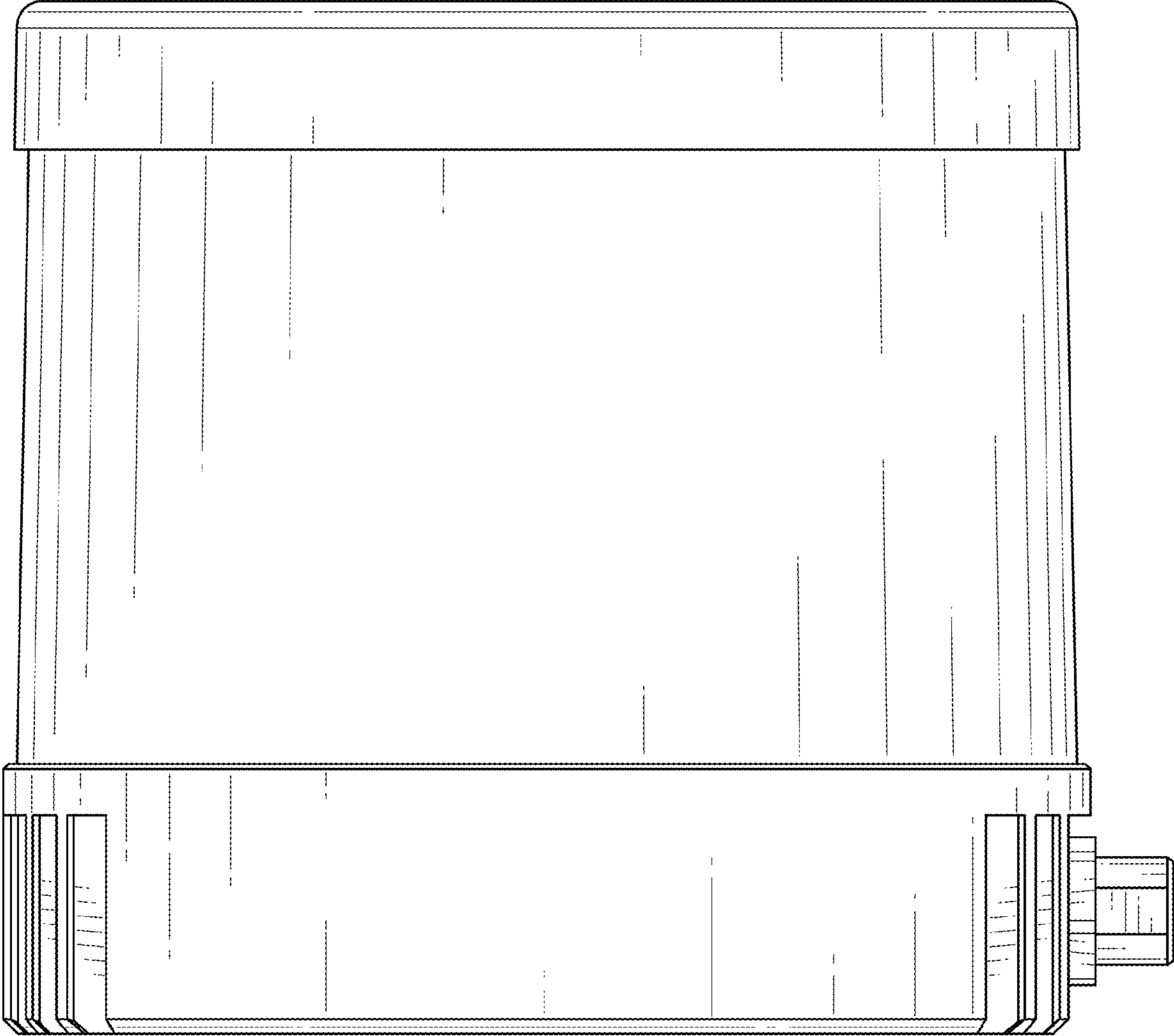


FIG. 3

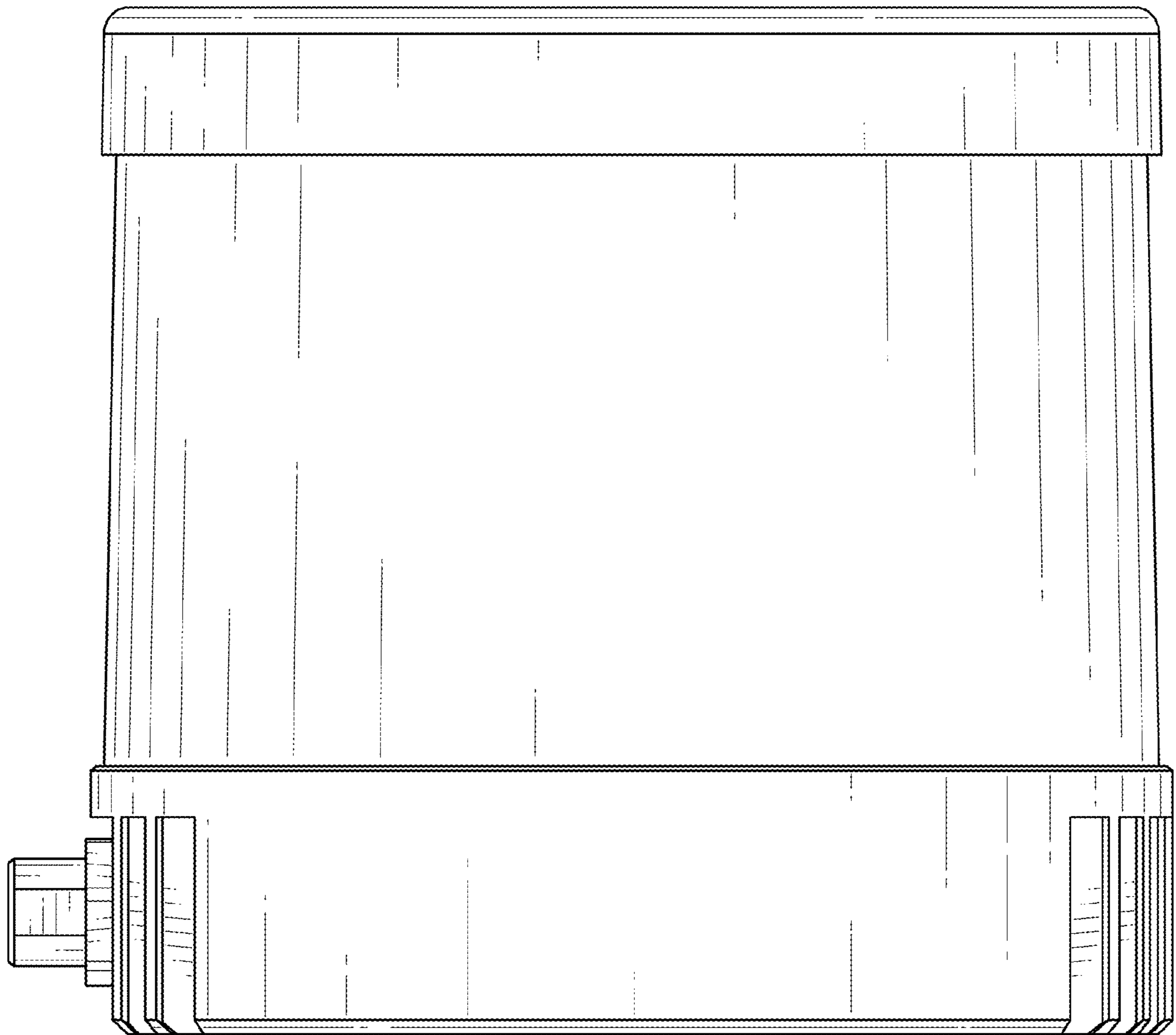


FIG. 4

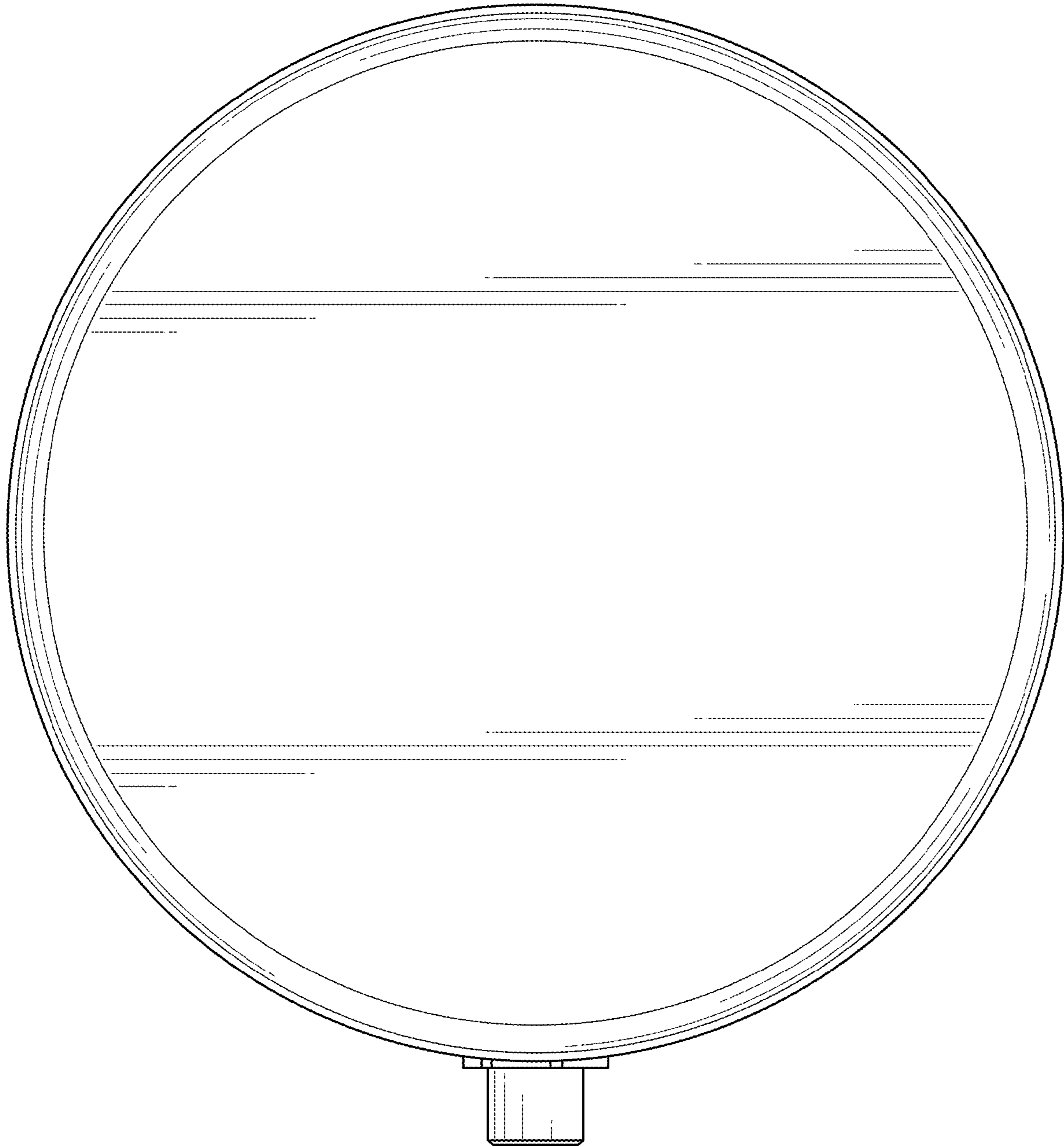


FIG. 5

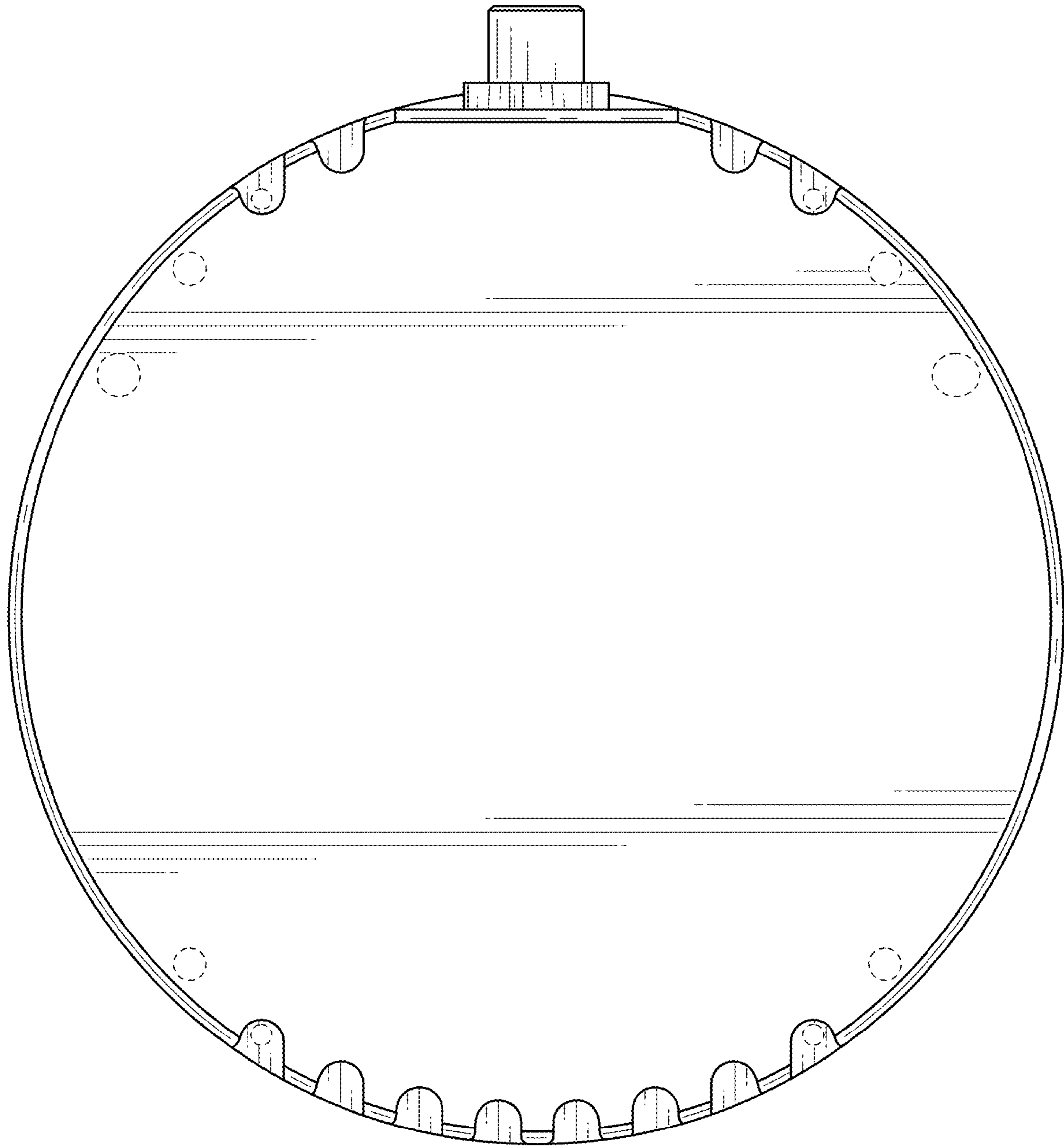


FIG. 6




FIG. 7