



US00D939364S

(12) **United States Design Patent**  
**Pack**

(10) **Patent No.:** **US D939,364 S**

(45) **Date of Patent:** **\*\* Dec. 28, 2021**

(54) **TRACKER**

10,507,063 B2 \* 12/2019 Zuhars ..... A61B 34/20  
D913,819 S \* 3/2021 Dempsey ..... D10/65  
2018/0338799 A1 \* 11/2018 Hladio ..... A61B 5/061

(71) Applicant: **Think Surgical, Inc.**, Fremont, CA  
(US)

FOREIGN PATENT DOCUMENTS

(72) Inventor: **Timothy J. Pack**, Fremont, CA (US)

CN 303217514 \* 5/2015  
EM 007216965-0003 \* 12/2019

(73) Assignee: **THINK SURGICAL, INC.**, Fremont,  
CA (US)

\* cited by examiner

(\*\*) Term: **15 Years**

*Primary Examiner* — Leanne Was-Englehart

(21) Appl. No.: **29/707,838**

(74) *Attorney, Agent, or Firm* — Blue Filament Law  
PLLC

(22) Filed: **Oct. 1, 2019**

(57) **CLAIM**

(51) **LOC (13) Cl.** ..... **10-04**

The ornamental design for a tracker, as shown and  
described.

(52) **U.S. Cl.**

**DESCRIPTION**

USPC ..... **D10/65**

(58) **Field of Classification Search**

USPC ..... D10/46, 61, 62, 65; D24/140, 171, 186  
CPC ..... A61B 34/20; A61B 90/30; A61B 90/39;  
H04B 10/116

See application file for complete search history.

FIG. 1 is a perspective view of a tracker;  
FIG. 2 is a front view of the tracker depicted in FIG. 1;  
FIG. 3 is a back view of the tracker depicted in FIG. 1;  
FIG. 4 is a top view of the tracker depicted in FIG. 1, where  
the bottom view is a mirror image of FIG. 4; and,  
FIG. 5 is a left side view of the tracker depicted in FIG. 1  
where the right side view is a mirror image of FIG. 5.

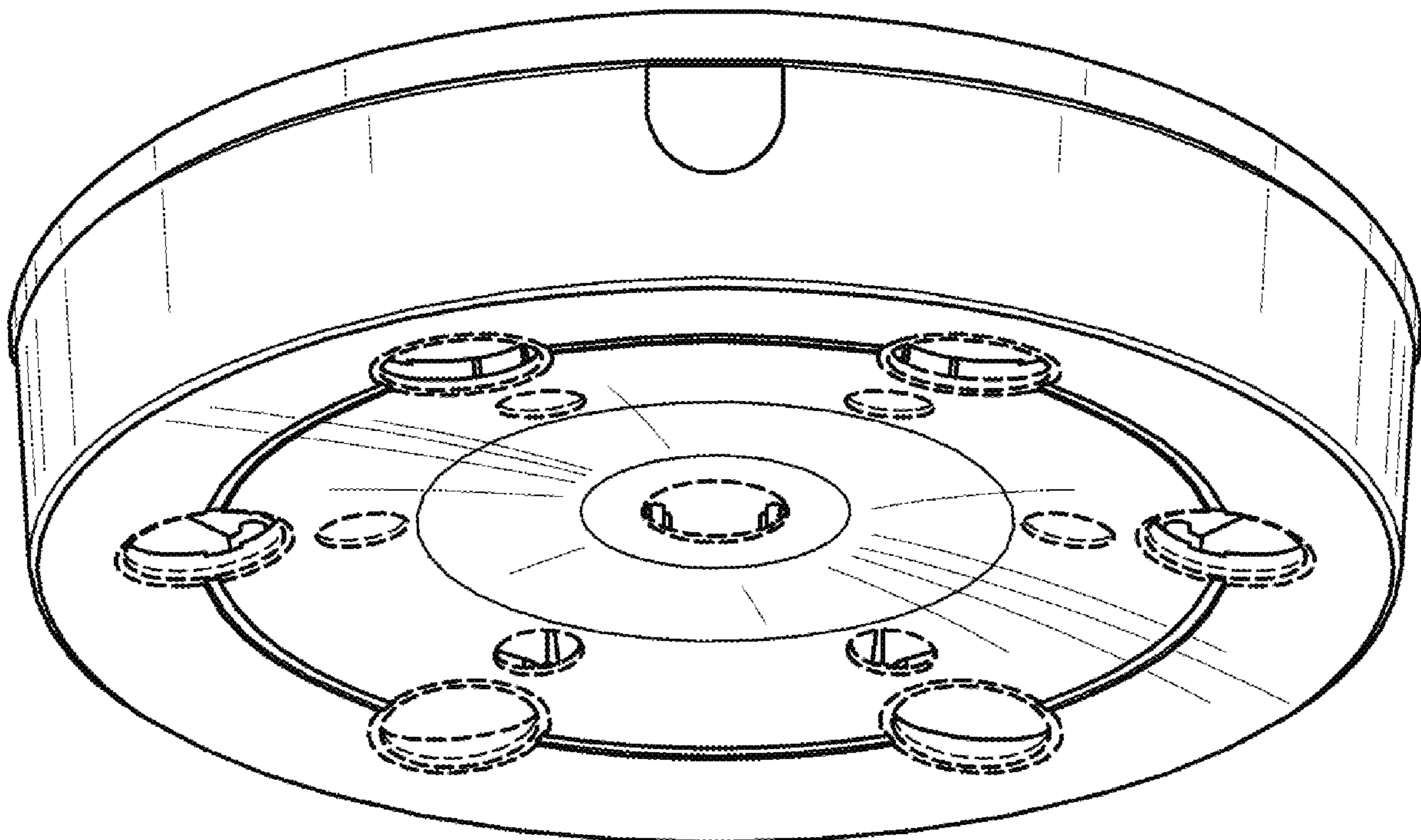
The broken lines depict portions of the tracker that form no  
part of the claimed design.

(56) **References Cited**

U.S. PATENT DOCUMENTS

D596,514 S \* 7/2009 Luzar ..... D10/65  
D717,674 S \* 11/2014 Vu ..... D10/65

**1 Claim, 2 Drawing Sheets**



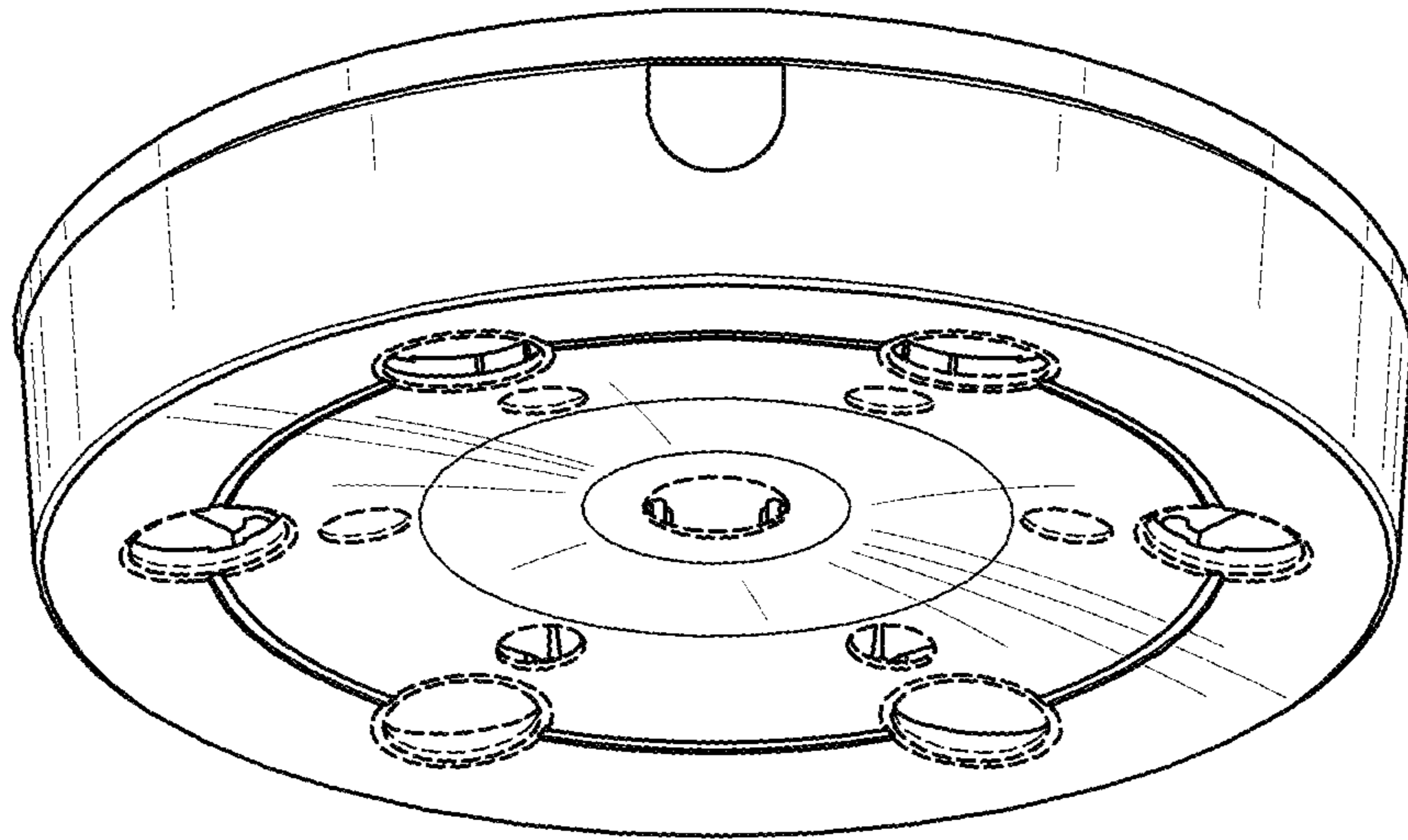


FIG. 1

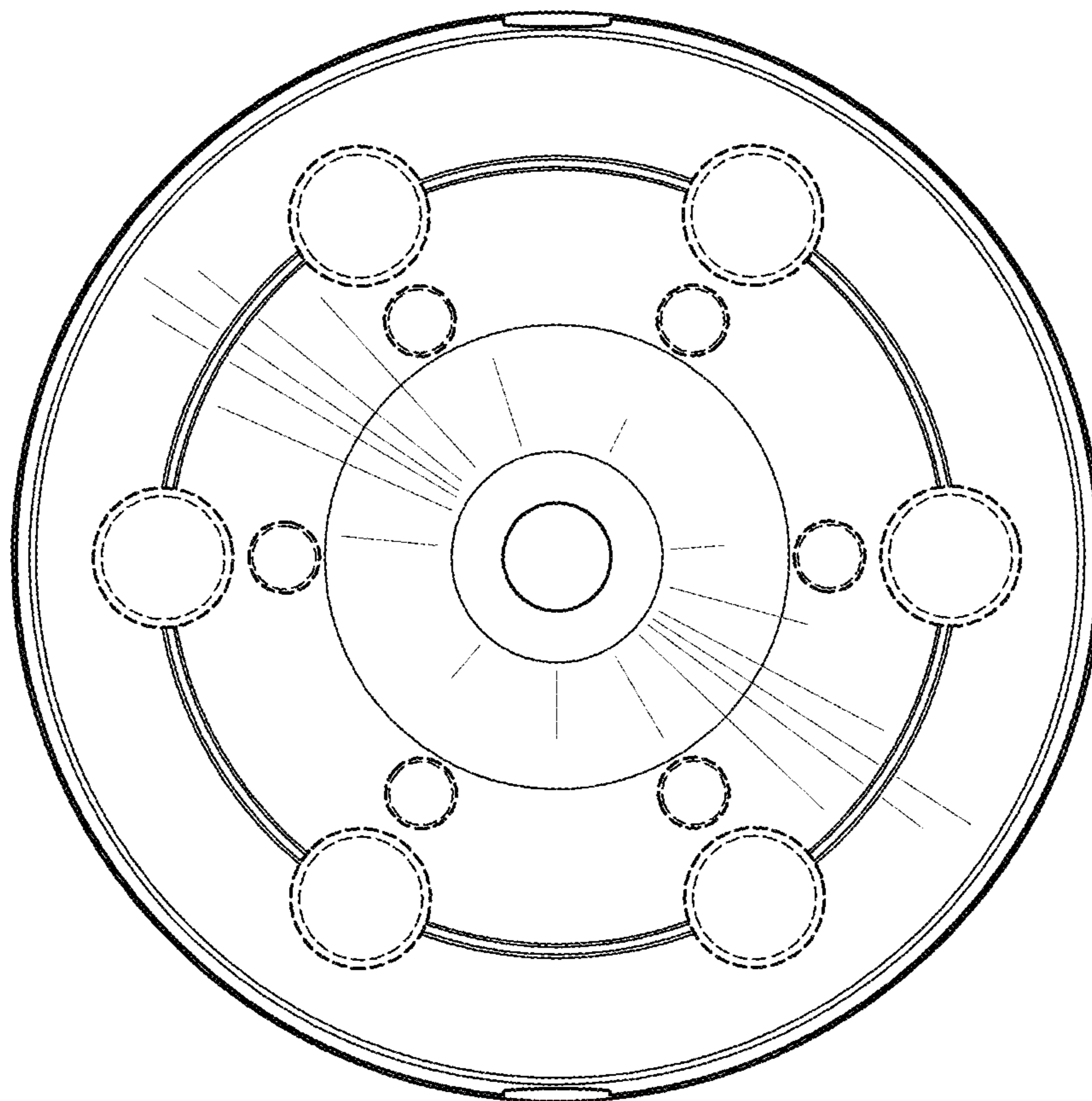
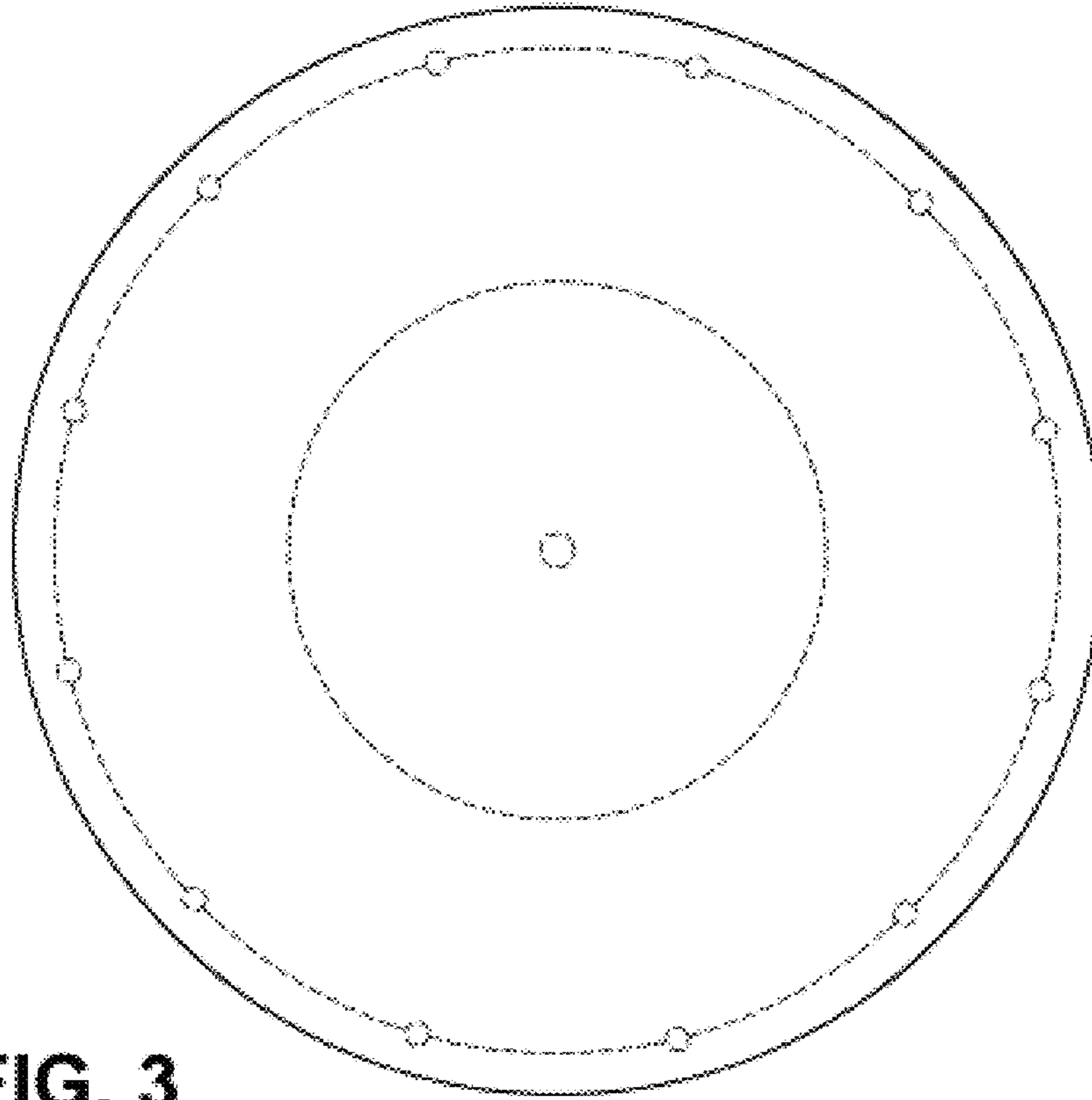
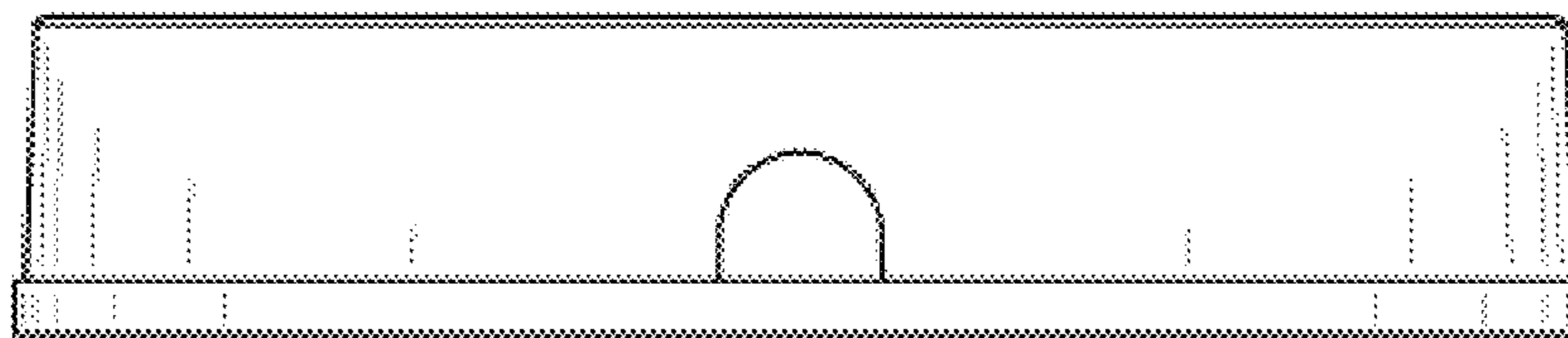



FIG. 2



**FIG. 3**



**FIG. 4**



**FIG. 5**