



US00D939323S

(12) **United States Design Patent** (10) **Patent No.:** **US D939,323 S**
Watson (45) **Date of Patent:** **** Dec. 28, 2021**

(54) **ESCUTCHEON**
(71) Applicant: **Schlage Lock Company LLC**, Carmel, IN (US)
(72) Inventor: **Aida K. N. Watson**, Noblesville, IN (US)
(73) Assignee: **Schlage Lock Company LLC**, Carmel, IN (US)
(**) Term: **15 Years**

D736,591 * 8/2015 Groleski D8/330
D737,661 * 9/2015 Chan D8/350
D755,036 * 5/2016 Lu D8/331
D756,196 * 5/2016 Huang D8/330
D756,748 * 5/2016 Lu D8/353
D761,082 * 7/2016 Lu D8/353
D767,365 * 9/2016 Yu D8/330
D782,284 * 3/2017 Chiang D8/353
D790,319 * 6/2017 Schneider D8/331
D867,853 * 11/2019 Lin D8/331
D872,560 * 1/2020 Watson D8/350
D911,817 * 3/2021 Lu D8/350
D911,818 * 3/2021 Lu D8/350
D911,819 * 3/2021 Liu D8/350

(Continued)

(21) Appl. No.: **29/746,204**
(22) Filed: **Aug. 12, 2020**
(51) **LOC (13) Cl.** **08-07**
(52) **U.S. Cl.**
USPC **D8/331; D8/353**
(58) **Field of Classification Search**
USPC D8/330, 331, 334, 300, 301, 302, D8/350-353; 70/14, 20-22, 57, 57.1, 70/284-286, 314, DIG. 44; 340/5.21, 340/5.54, 5.65, 5.73, 5.81, 5.85
CPC . E05C 9/004; E05B 9/002; E05B 9/00; E05B 9/02; E05B 37/00; E05B 1/00; E05B 3/00; E05B 47/00; E05B 47/06; E05B 49/00; E05B 15/02; E05B 15/00; E05B 13/103; Y10T 70/8324; Y10T 70/8459; Y10T 70/8514; Y10T 70/8568
See application file for complete search history.

(56) **References Cited**

U.S. PATENT DOCUMENTS

D553,953 * 10/2007 Roberts D8/330
D637,474 * 5/2011 Schneider D8/350
D682,658 * 5/2013 Cramer D8/331
D697,385 1/2014 Roberts, III
D729,610 * 5/2015 Gao D8/331
D736,590 * 8/2015 Roberts, III D8/330

OTHER PUBLICATIONS

Greenwich trim; Schlage; <https://www.schlage.com/en/home/style/trim/greenwich-trim.html>; 1 page.

(Continued)

Primary Examiner — Mark A Goodwin
(74) *Attorney, Agent, or Firm* — Taft Stettinius & Hollister LLP

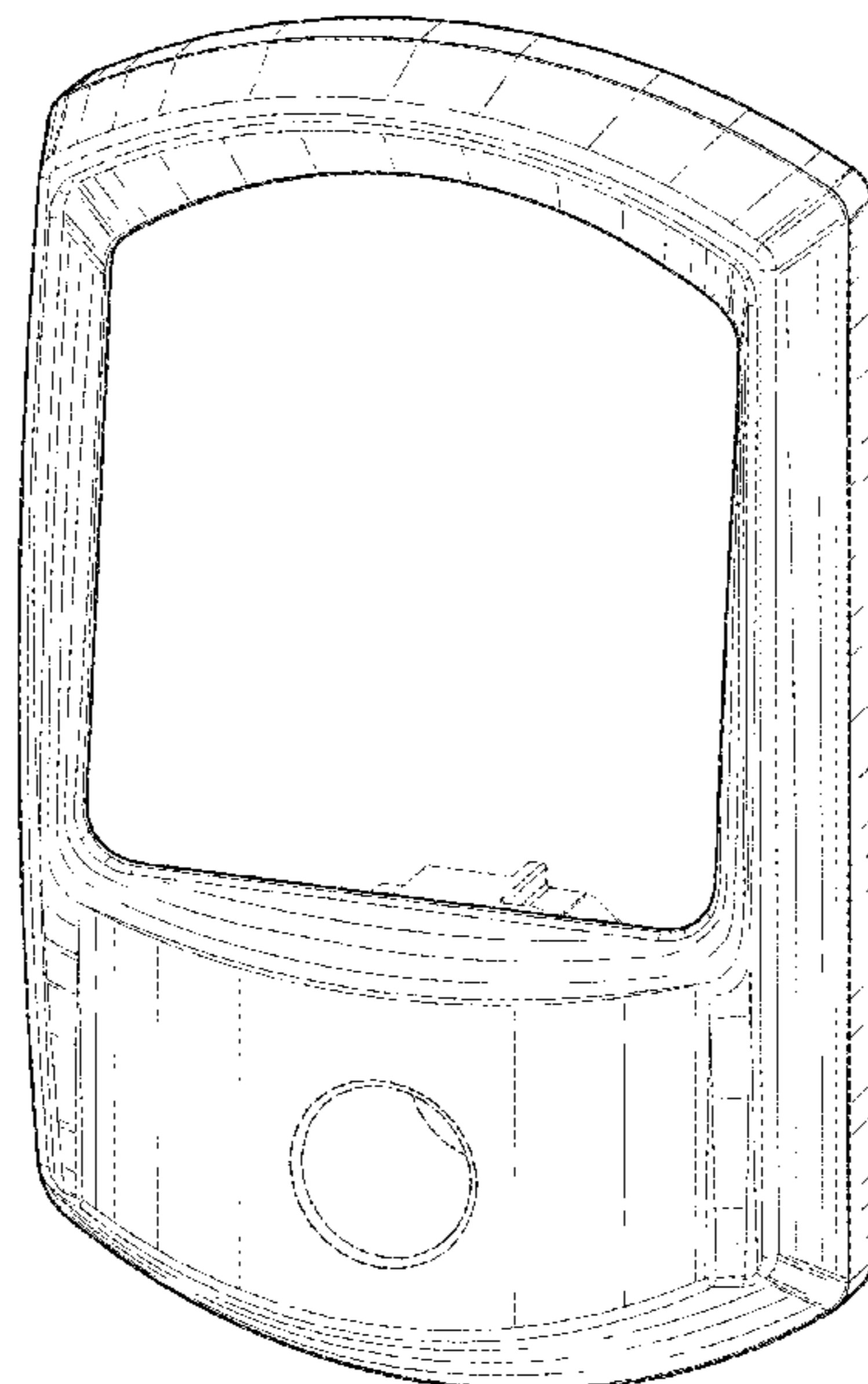
(57) **CLAIM**

The ornamental design for an escutcheon, as shown and described.

DESCRIPTION

FIG. 1 is a front, top, right side perspective view of an escutcheon showing my new design;
FIG. 2 is a front elevational view thereof;
FIG. 3 is a top plan view thereof;
FIG. 4 is a bottom plan view thereof;
FIG. 5 is a right side elevational view thereof; and,
FIG. 6 is a left side elevational view thereof.
The broken lines in the drawing figures form no part of the claimed design.

1 Claim, 4 Drawing Sheets



(56)

References Cited

U.S. PATENT DOCUMENTS

D911,820 * 3/2021 Liu D8/350
D914,485 * 3/2021 Lu D8/350

OTHER PUBLICATIONS

Greenwich Single Cylinder Handleset and Broadway Lever; Schlage; <https://www.schlage.com/en/home/products/F60GRWFFFBRW.html>; 1 page.

Schlage Control Smart Deadbolt with Greenwich Trim; Schlage; <https://www.schlage.com/en/home/products/BE467GRWFFF.html>; 1 page.

LE Networked Wireless Mortise Lock; Schlage; <https://us.allegion.com/en/home/products/categories/electronic-locks/schlage-LE-wireless-lock-networked.html>; 1 page.

* cited by examiner




Fig. 1

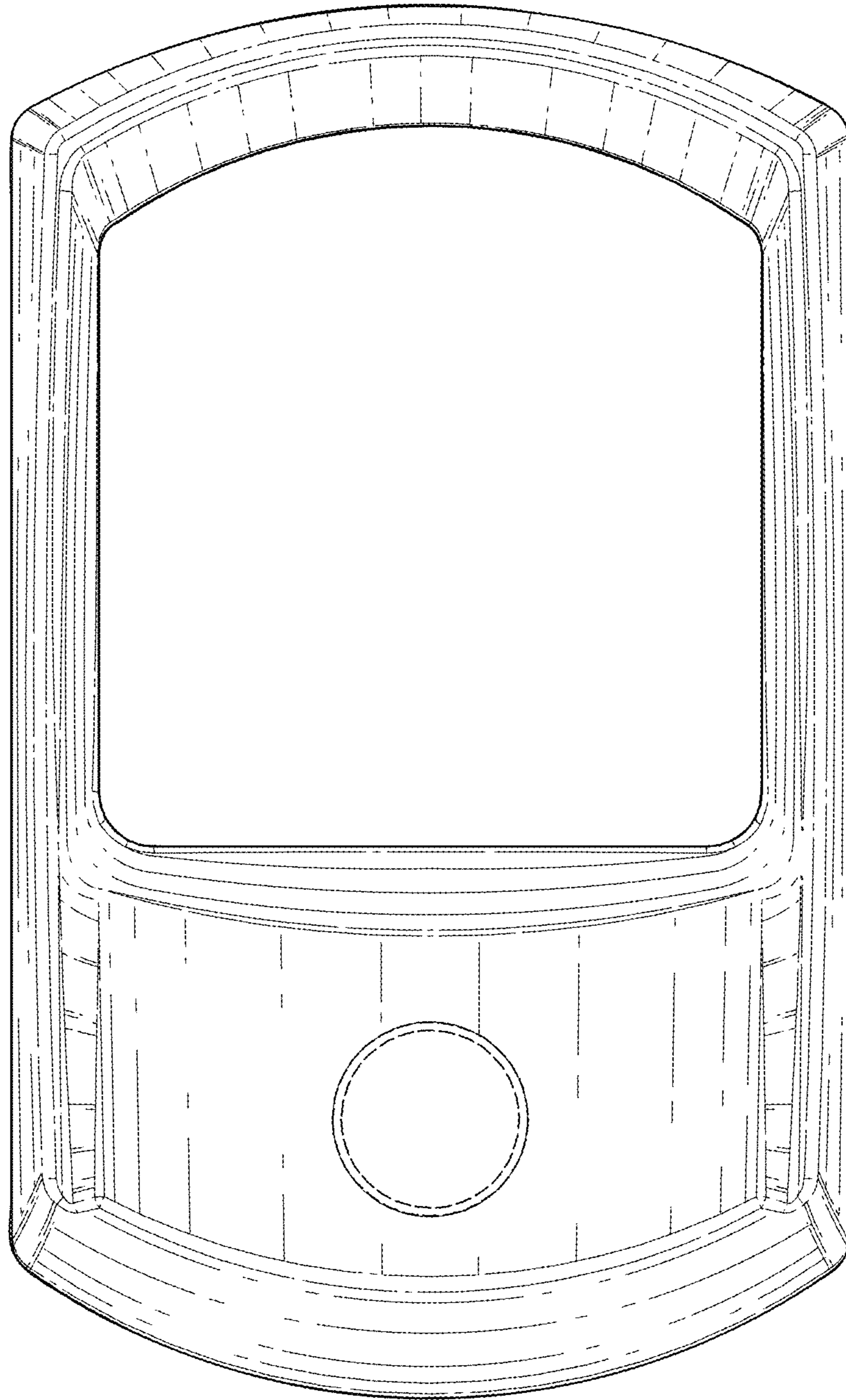


Fig. 2

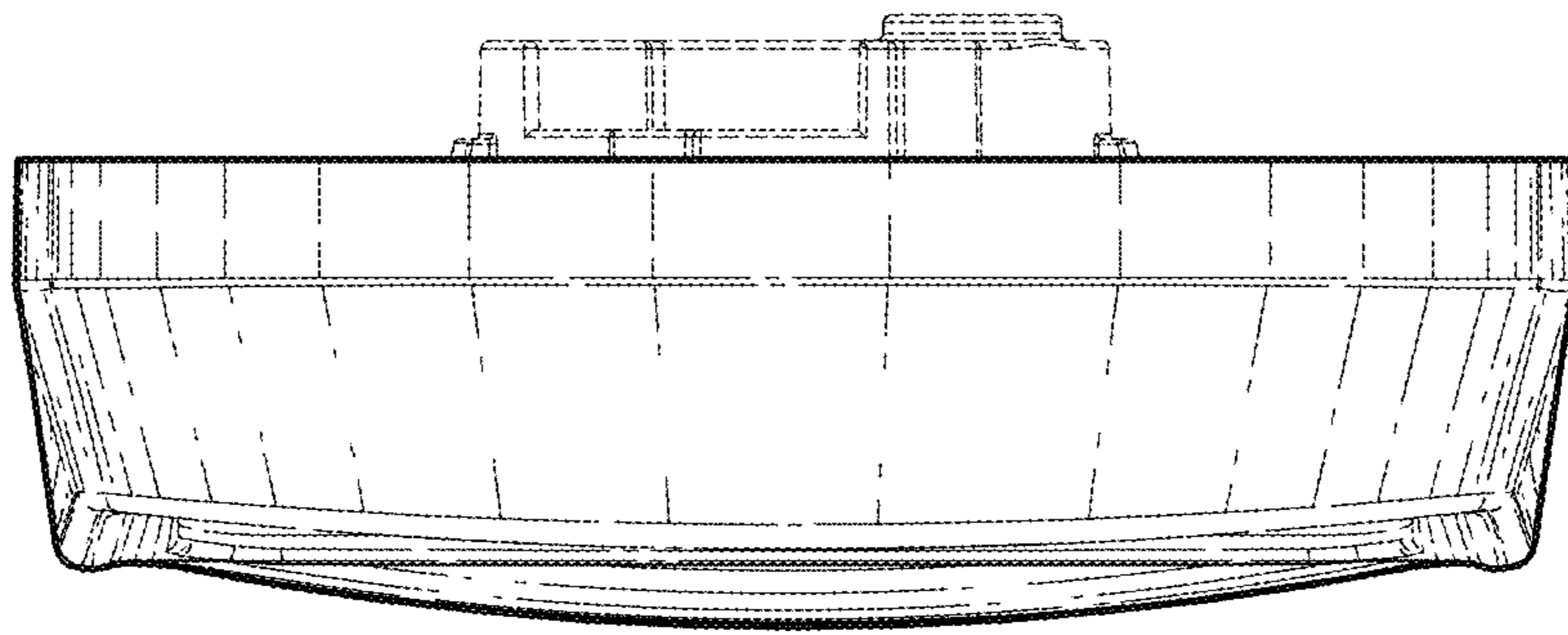


Fig. 3

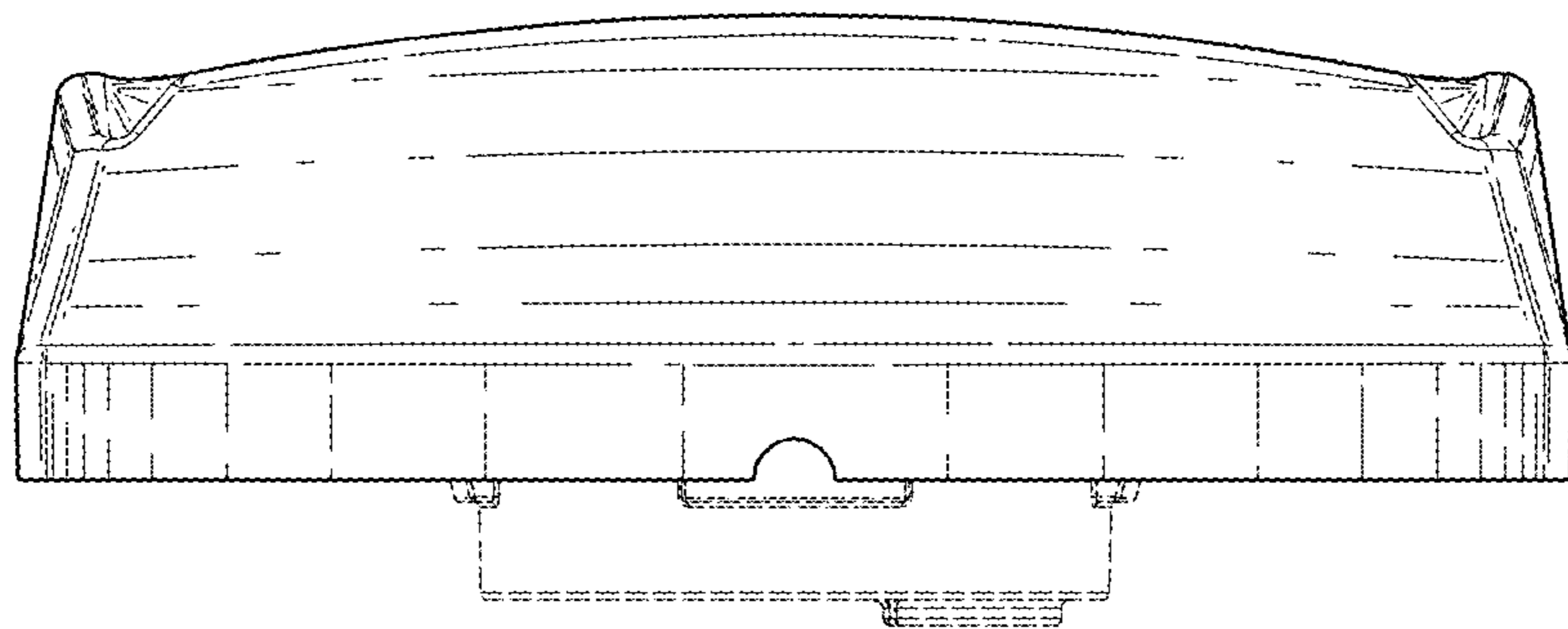


Fig. 4

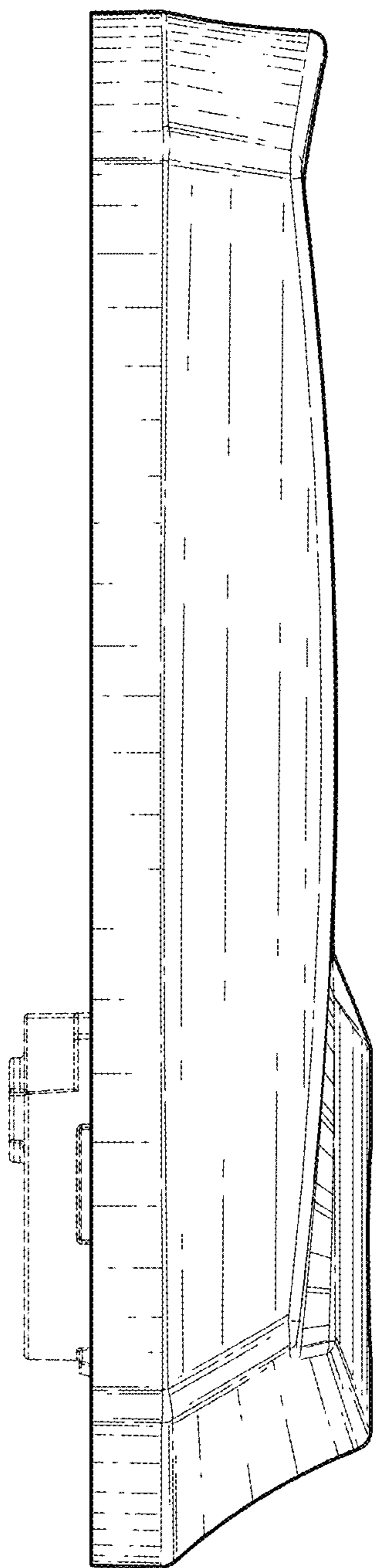


Fig. 6

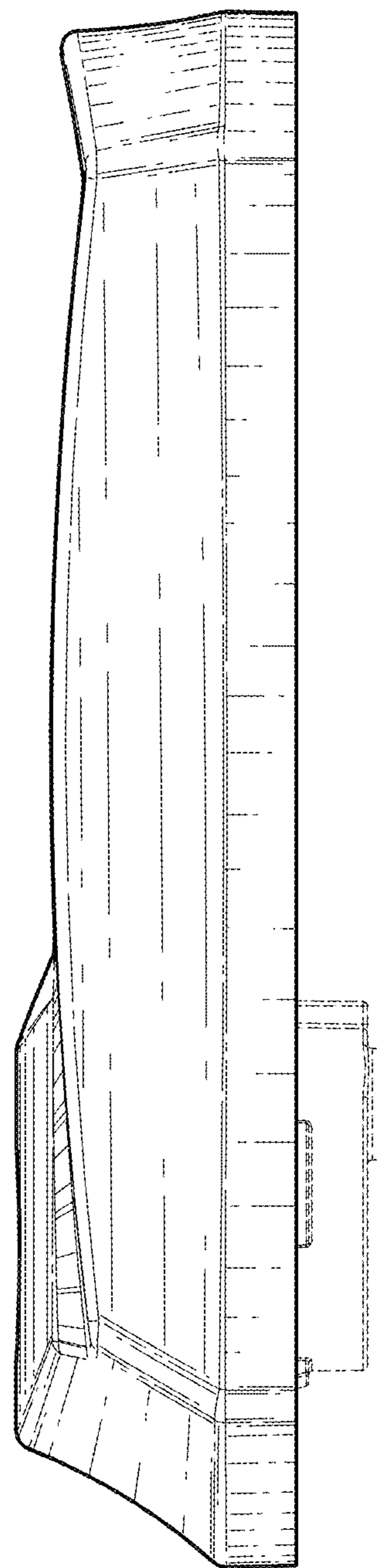


Fig. 5