



US00D939322S

(12) **United States Design Patent**
Avganim

(10) **Patent No.:** **US D939,322 S**

(45) **Date of Patent:** **** Dec. 28, 2021**

- (54) **SECURITY LEDGE LOCK**
- (71) Applicant: **Alexander Avganim**, Tel Aviv (IL)
- (72) Inventor: **Alexander Avganim**, Tel Aviv (IL)
- (73) Assignee: **Self Positioning Ltd.**, Tel Aviv (IL)
- (**) Term: **15 Years**

7,191,623 B2 *	3/2007	Francke	E05B 67/006
				70/18
8,837,144 B1 *	9/2014	Allen	A47F 3/002
				361/679.57
8,935,944 B2 *	1/2015	Boesel	E05B 65/48
				70/56
9,187,210 B2 *	11/2015	Zhu	E05C 19/14
9,341,003 B2 *	5/2016	Ely	E05B 65/5276
9,528,302 B2 *	12/2016	Loughlin	E05B 67/003

* cited by examiner

- (21) Appl. No.: **29/717,752**
- (22) Filed: **Dec. 19, 2019**
- (51) **LOC (13) Cl.** **08-07**
- (52) **U.S. Cl.**
USPC **D8/331**
- (58) **Field of Classification Search**
USPC D8/331, 336
CPC . Y10T 70/40; E05B 73/0005; E05B 73/0082;
E05B 73/0017; E05B 65/50; E05B 65/48;
E05B 65/52; E05C 19/08
See application file for complete search history.

Primary Examiner — Doris Clark
(74) *Attorney, Agent, or Firm* — Henry M. Sinai;
IP-Partnership

(57) **CLAIM**

I claim the ornamental design for a security ledge lock, as shown and described.

DESCRIPTION


FIG. 1 is a front perspective view of a security ledge lock, showing the design of the present invention;
FIG. 2 is a top elevational view of the design thereof;
FIG. 3 is a bottom elevational view of the design thereof;
FIG. 4 is a front elevational view of the design thereof;
FIG. 5 is a rear elevational view of the design thereof;
FIG. 6 is a left side elevational view of the design thereof;
FIG. 7 is a right side elevational view of the design thereof;
and,
FIG. 8 is a rear perspective view of the design thereof.

(56) **References Cited**

U.S. PATENT DOCUMENTS

D492,183 S *	6/2004	Becker	D8/331
6,763,688 B1 *	7/2004	Syu	E05B 73/0082
				248/553
7,021,090 B1 *	4/2006	Nolle	E05B 65/0089
				292/281

1 Claim, 8 Drawing Sheets






FIG. 1

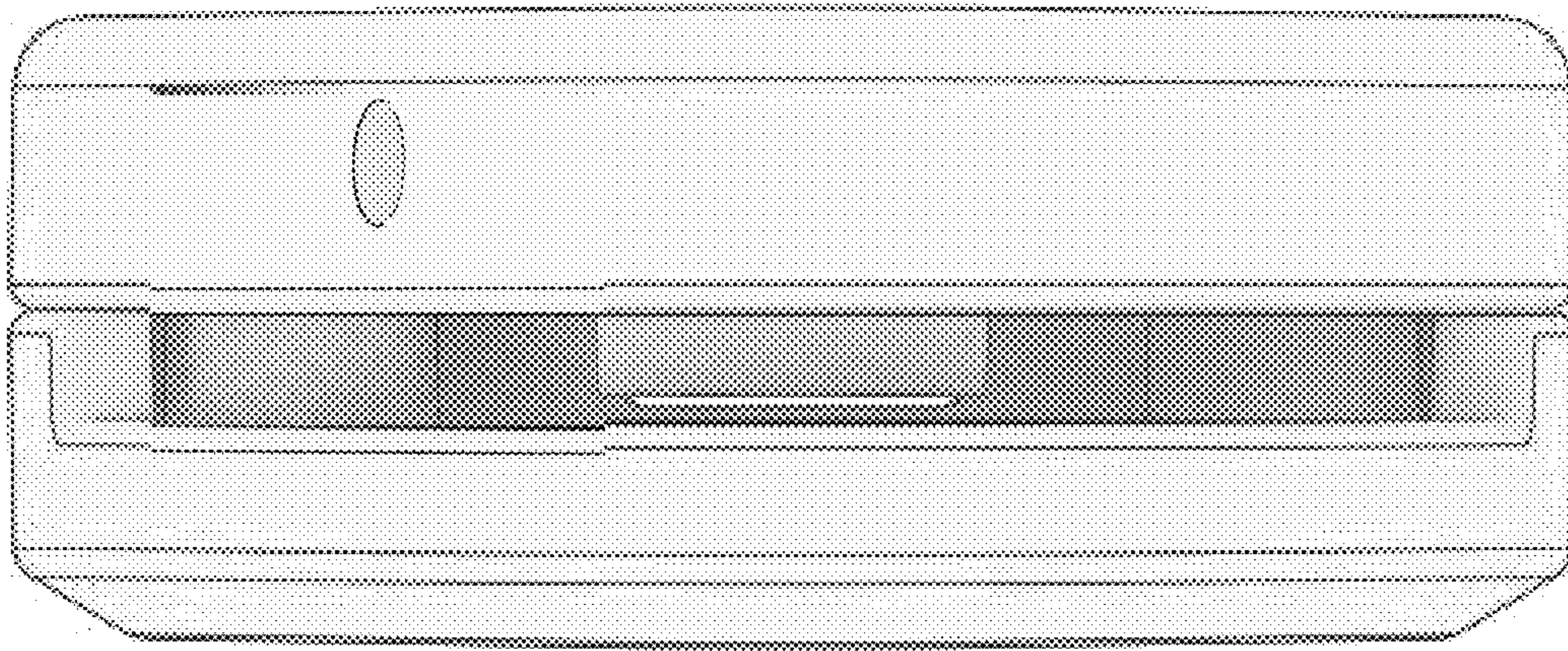


FIG. 2

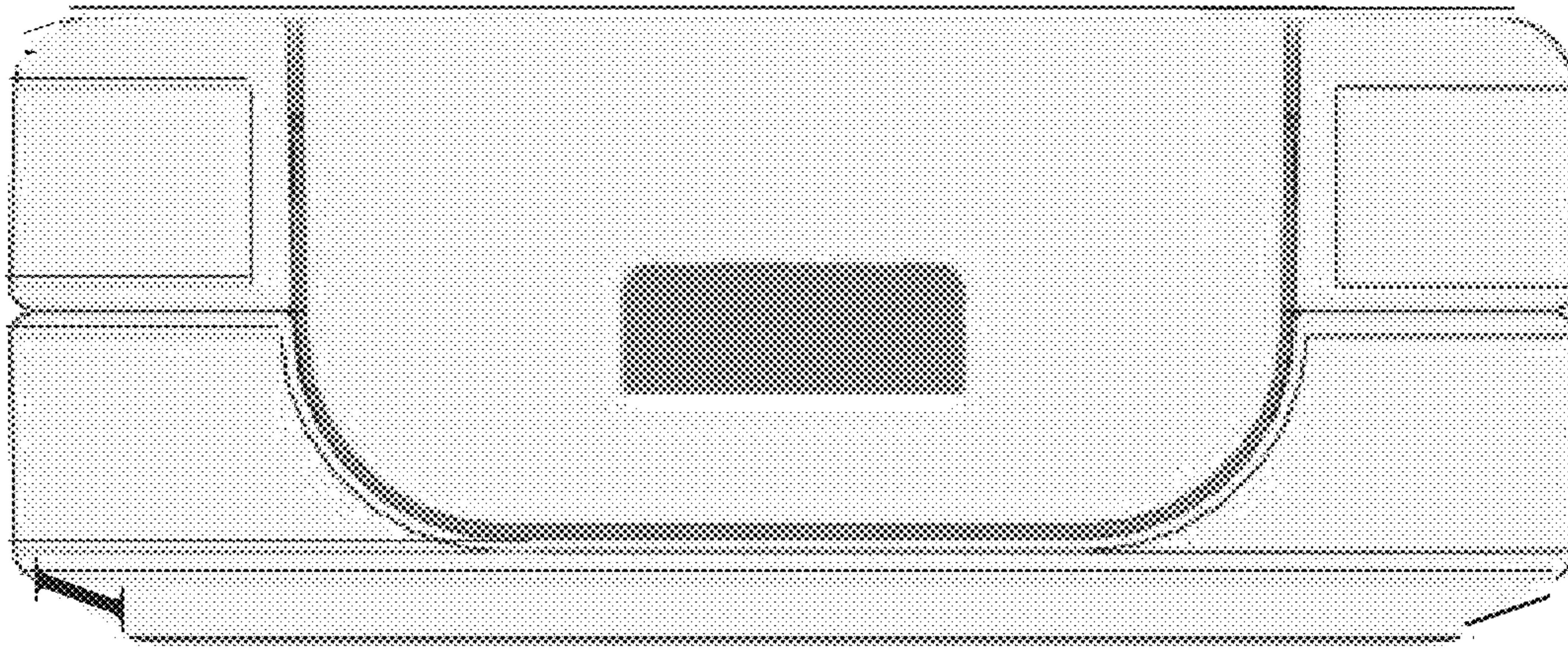


FIG. 3




FIG. 4




FIG. 5

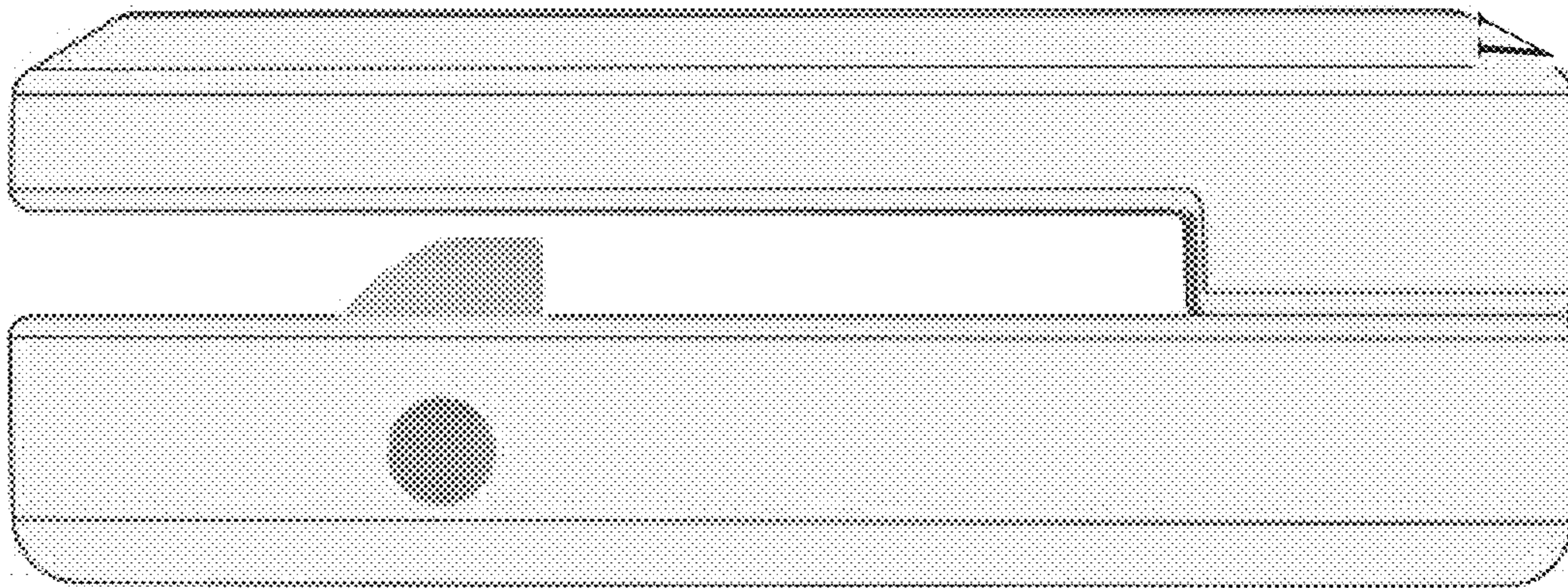


FIG. 6

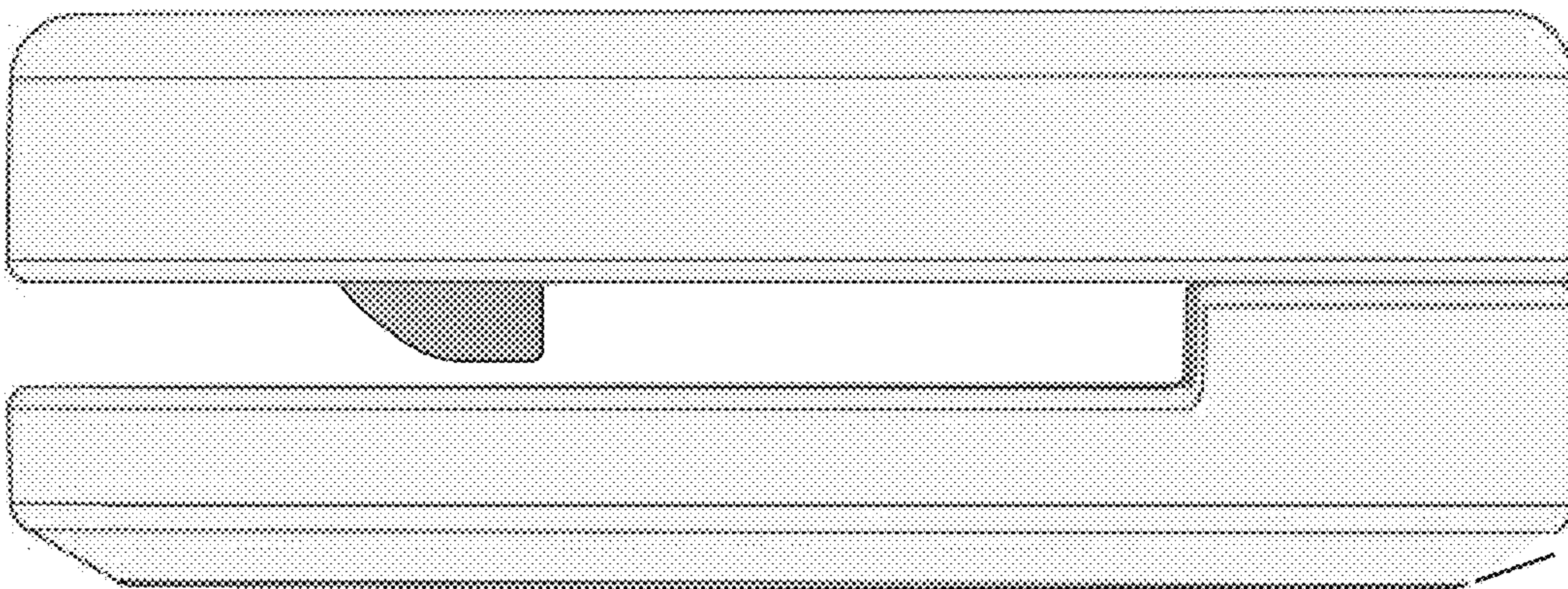


FIG. 7

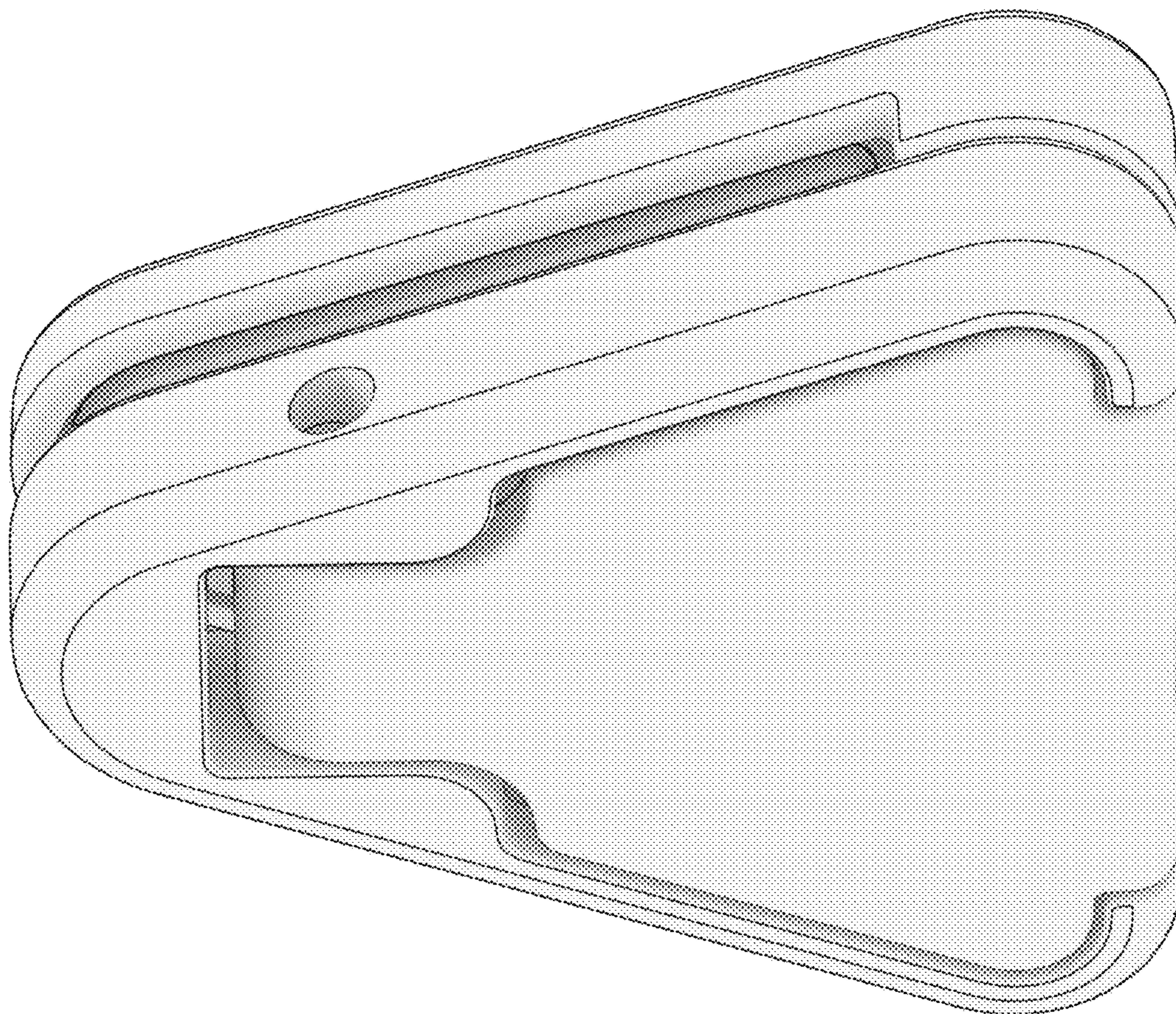


FIG. 8