



US00D939317S

(12) **United States Design Patent**
Schell et al.

(10) **Patent No.:** **US D939,317 S**
(45) **Date of Patent:** **** Dec. 28, 2021**

- (54) **DOOR RELEASE HANDLE**
 - (71) Applicant: **PACCAR Inc**, Bellevue, WA (US)
 - (72) Inventors: **Stephen Schell**, Seattle, WA (US);
David Leetz, Denton, TX (US); **Brad Powell**, Corinth, TX (US)
 - (73) Assignee: **PACCAR Inc**, Bellevue, WA (US)
 - (**) Term: **15 Years**
 - (21) Appl. No.: **29/725,493**
 - (22) Filed: **Feb. 25, 2020**
 - (51) **LOC (13) Cl.** **08-06**
 - (52) **U.S. Cl.**
USPC **D8/308**
 - (58) **Field of Classification Search**
USPC D8/300-302, 307-309, 310, 311,
D8/DIG. 10; D23/250, 252; D12/195
CPC Y10T 16/44; Y10T 74/20612; Y10T
74/20732; Y10T 16/458; Y10T 16/498;
Y10T 16/469; Y10T 16/476; Y10T
74/20744; Y10T 74/20864; Y10T
16/4628; Y10T 74/20642; Y10T 16/473;
Y10T 74/20762; Y10T 74/2042; Y10T
74/20828; Y10T 16/459; Y10T 16/4713;
Y10T 74/2014; Y10T 16/50; Y10T
74/20438; Y10T 74/20582; Y10T
74/20738; Y10T 16/48; Y10T 74/20618;
Y10T 74/20684; Y10T 74/20624; Y10T
74/20468; Y10T 16/61; Y10T 16/4719;
Y10T 16/86; Y10S 16/30; Y10S 292/31;
Y10S 292/53; Y10S 16/12; Y10S 292/23;
Y10S 292/27; Y10S 292/30; Y10S
292/63; E05B 85/16; E05B 1/0015; E05B
77/06; E05B 79/06; E05B
- (Continued)

- (56) **References Cited**
U.S. PATENT DOCUMENTS
D448,270 S 9/2001 Sekishiro et al.
D535,865 S * 1/2007 Nishio D8/302
D585,719 S * 2/2009 Imai D8/300
- (Continued)

OTHER PUBLICATIONS

“T800,” Kenworth Truck Company, 2002, 32-page brochure.
(Continued)

Primary Examiner — Lauren R Calve
(74) *Attorney, Agent, or Firm* — Seed IP Law Group LLP

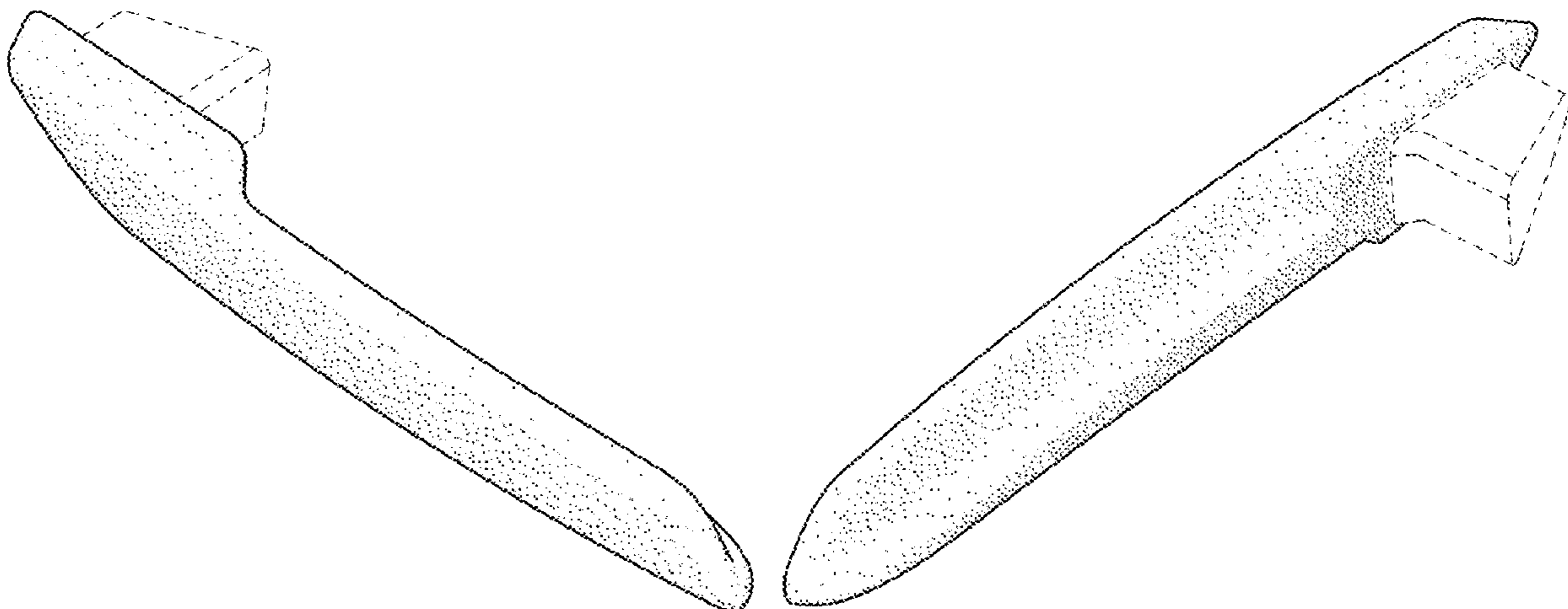
(57) **CLAIM**

The ornamental design for a door release handle, as shown and described.

DESCRIPTION

FIG. 1 is a top isometric view of a door release handle, showing an embodiment of our new design.
FIG. 2 is a bottom isometric view thereof.
FIG. 3 is a front elevational view thereof.
FIG. 4 is a left side elevational view thereof.
FIG. 5 is a right side elevational view thereof.
FIG. 6 is a top plan view thereof.
FIG. 7 is a bottom plan view thereof.
FIG. 8 is a top isometric view of a door release handle, showing another embodiment of our new design, which is a mirror image of the door release handle shown in FIGS. 1-7.
FIG. 9 is a bottom isometric view thereof.
FIG. 10 is a front elevational view thereof.
FIG. 11 is a left side elevational view thereof.
FIG. 12 is a right side elevational view thereof.
FIG. 13 is a top plan view thereof; and,
FIG. 14 is a bottom plan view thereof.
Stippling in the drawings represent the three-dimensional contours of the design, and is not intended to indicate surface decoration. The broken lines shown in the drawings depict portions of the door release handle that form no part of the claimed design.

1 Claim, 4 Drawing Sheets



(58) **Field of Classification Search**

CPC 85/18; E05B 85/12; E05B 85/10; E05B 7/00; E05B 1/0053; E05B 77/265
See application file for complete search history.

(56) **References Cited**

U.S. PATENT DOCUMENTS

D608,263	S *	1/2010	Truebsbach	D12/190
D660,127	S *	5/2012	Stuckey	D8/302
D666,889	S *	9/2012	Yu	D8/302
D690,185	S *	9/2013	Taiko	D8/302
8,985,648	B2 *	3/2015	Muller	E05B 85/107 292/336.3
D806,507	S *	1/2018	Nakano	D8/308
D834,913	S *	12/2018	Muntean	D8/302
D850,236	S *	6/2019	Yu	D8/308
D874,243	S *	2/2020	Smart	D8/302
D903,462	S *	12/2020	Watson	D8/308
2015/0039180	A9 *	2/2015	Aerts	E05B 85/103 701/36
2015/0084354	A1 *	3/2015	Lee	E05B 7/00 292/336.3
2015/0315812	A1 *	11/2015	Vasi	E05B 85/103 292/336.3
2016/0010368	A1 *	1/2016	Tanoguchi	B60J 5/0493 16/412
2017/0107744	A1 *	4/2017	Wilke	E05B 85/14
2017/0292297	A1 *	10/2017	Bartels	E05B 77/04

OTHER PUBLICATIONS

“T800,” Kenworth Truck Company, 2003, 32-page brochure.
 “T800,” Kenworth Truck Company, 2005, 28-page brochure.
 “T800,” Kenworth Truck Company, 2009, 28-page brochure.
 “T800B,” Kenworth Truck Company, 1993, 8-page brochure.
 Peterbilt Motors Company, “The Working Class,” Sep. 1976, 6-page brochure.
 “The World’s Best,” Kenworth Truck Company, 1992, 12-page brochure.
 “W900,” Kenworth Truck Company, 1996, 7-page brochure.
 “W900,” Kenworth Truck Company, 2002, 32-page brochure.
 “W900,” Kenworth Truck Company, 2005, 28-page brochure.
 “W900,” Kenworth Truck Company, 2009, 28-page brochure.
 Kenworth Truck Company, “W900L AeroCab,” 1994, 2-page brochure.
 Kenworth Truck Company, “AeroCab,” 1993, 5-page brochure.
 “AeroCab,” Kenworth Truck Company, as early as 1995, 3-page brochure.
 “C500B,” Kenworth Truck Company, as early as 1990, 4-page brochure.
 Peterbilt Motors Company, “Class Pays, Medium Duty,” Sep. 2000, 12-page brochure.
 “Class Pays, Truck Models,” Peterbilt Motors Company, Mar. 2005, 24-page brochure.
 “Class Pays,” Peterbilt Motors Company, Nov. 1998, 10-page brochure.
 Peterbilt Motors Company, “Class Pays,” Sep. 1997, 10-page brochure.
 “Class Pays, Construction Trucks,” Peterbilt Motors Company, Nov. 2003, 16-page brochure.

“Kenworth Truck Models,” Kenworth Truck Company, 2010, 16-page brochure.
 Peterbilt Motors Company, “Model 330,” Oct. 1997, 3-page brochure.
 Peterbilt Motors Company, “Model 379,” Apr. 2005, 2-page brochure.
 Peterbilt Motors Company, “Model 379,” Mar. 1996, 5-page brochure.
 Peterbilt Motors Company, “Rest with Class,” Apr. 1978, 4-page brochure.
 “T170 Class 5,” Kenworth Truck Company, 2008, 4-page brochure.
 “T270 Class 6 and T370 Class 7,” Kenworth Truck Company, 2008, 6-page brochure.
 “T270 Class 6 and T370 Class 7,” Kenworth Truck Company, 2009, 6-page brochure.
 “T270 Class 6 and T370 Class 7 Hybrid,” Kenworth Truck Company, 2009, 6-page brochure.
 “T680,” Kenworth Truck Company, 2013, 34-page brochure.
 “T680,” Kenworth Truck Company, 2016, 34-page brochure.
 “T880,” Kenworth Truck Company, 2017, 32-page brochure.
 “Model 579,” Peterbilt Motors Company, Oct. 2013, 13-page brochure.
 “Medium Duty,” Peterbilt Motors Company, 2013, 9-page brochure.
 “On-Highway,” Peterbilt Motors Company, 2013, 13-page brochure.
 “Vocational,” Peterbilt Motors Company, 2013, 11-page brochure.
 “T440,” Kenworth Truck Company, 2010, 6-page brochure.
 “T470,” Kenworth Truck Company, 2010, 6-page brochure.
 “T470H,” Kenworth Truck Company, 2009, 2-page brochure.
 “Model 220,” Peterbilt Motors Company, 2019, 2-page brochure.
 “220EV,” Peterbilt Motors Company, 2020, 5-page brochure.
 “Model 337,” Peterbilt Motors Company, 2020, 2-page brochure.
 “Model 389,” Peterbilt Motors Company, 2019, 2-page brochure.
 “Model 348,” Peterbilt Motors Company, 2019, 2-page brochure.
 “Model 520,” Peterbilt Motors Company, 2019, 2-page brochure.
 “Model 567,” Peterbilt Motors Company, 2020, 16-page brochure.
 “567 Heritage,” Peterbilt Motors Company, 2017, 2-page brochure.
 “Model 579,” Peterbilt Motors Company, 2019, 28-page brochure.
 “C500,” Kenworth Truck Company, 2012, 2-page brochure.
 “T680,” Kenworth Truck Company, 2019, 40-page brochure.
 “T800,” Kenworth Truck Company, 2012, 28-page brochure.
 “T440/T470,” Kenworth Truck Company, 2015, 8-page brochure.
 “K270E/K370E,” Kenworth Truck Company, 2020, 4-page brochure.
 “T170/T270/T370,” Kenworth Truck Company, 2019, 16-page brochure.
 “K270/K370,” Kenworth Truck Company, 2014, 12-page brochure.
 “W990,” Kenworth Truck Company, 2018, 32-page brochure.
 “T880,” Kenworth Truck Company, 2019, 36-page brochure.
 “Model 367,” Peterbilt Motors Company, <https://www.peterbilt.com/trucks/vocational/model-367>, retrieved Nov. 20, 2020, 12 pages.
 “Model 365,” Peterbilt Motors Company, <https://www.peterbilt.com/trucks/vocational/model-365>, retrieved Nov. 20, 2020, 11 pages.
 “Model 325,” Peterbilt Motors Company, <https://www.peterbilt.com/trucks/medium-duty/model-325>, retrieved Nov. 20, 2020, 12 pages.
 “Search Results for Door Handle,” Raney’s, https://www.raneystruckparts.com/searchresults.html?search_query=door+handle&Search=#/?keywords=door+handle&Attributelabel=Door+Handles&search_return=all&res_per_page=100, retrieved Jan. 5, 2021, 11 pages.

* cited by examiner

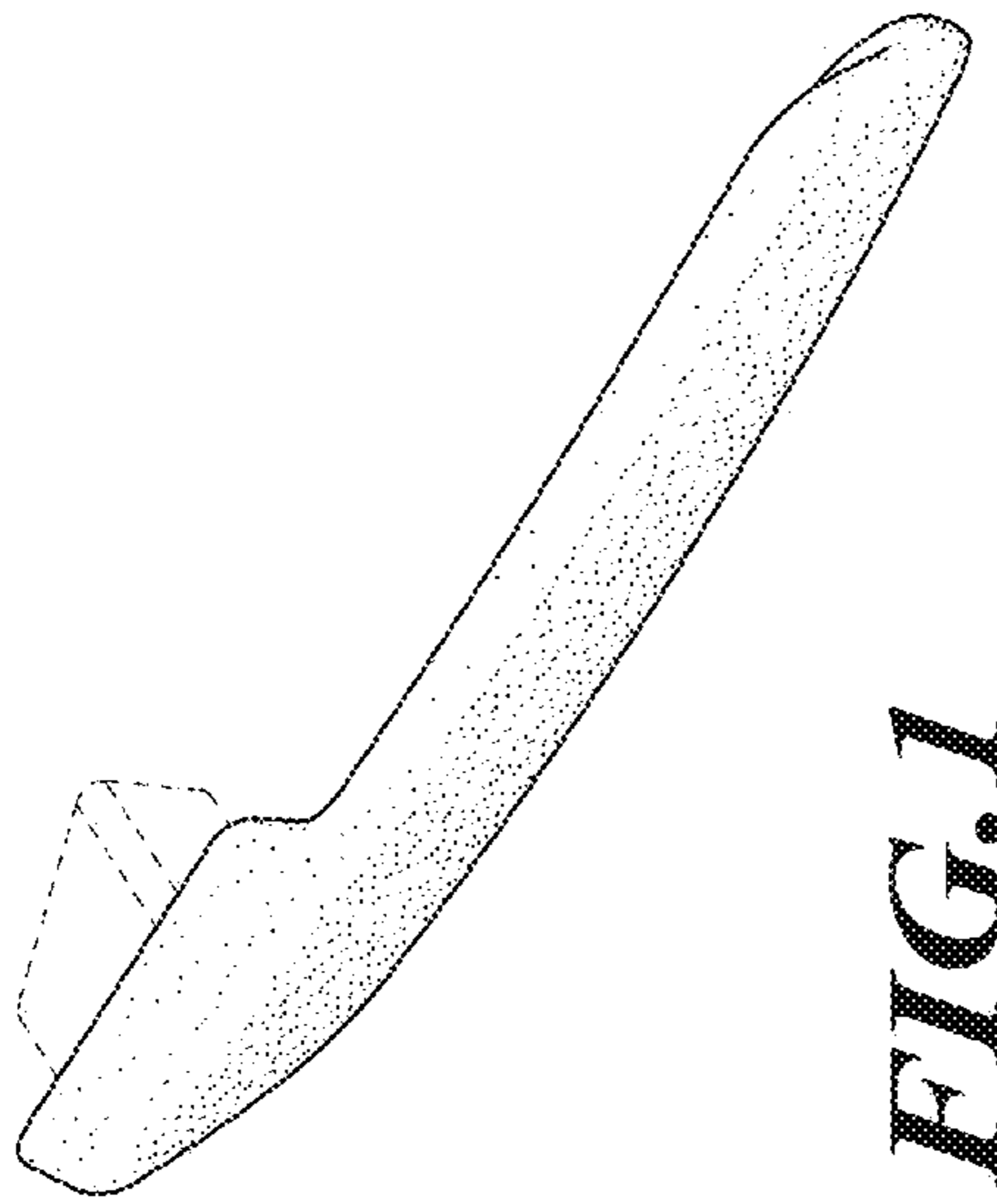


FIG. 1




FIG. 2

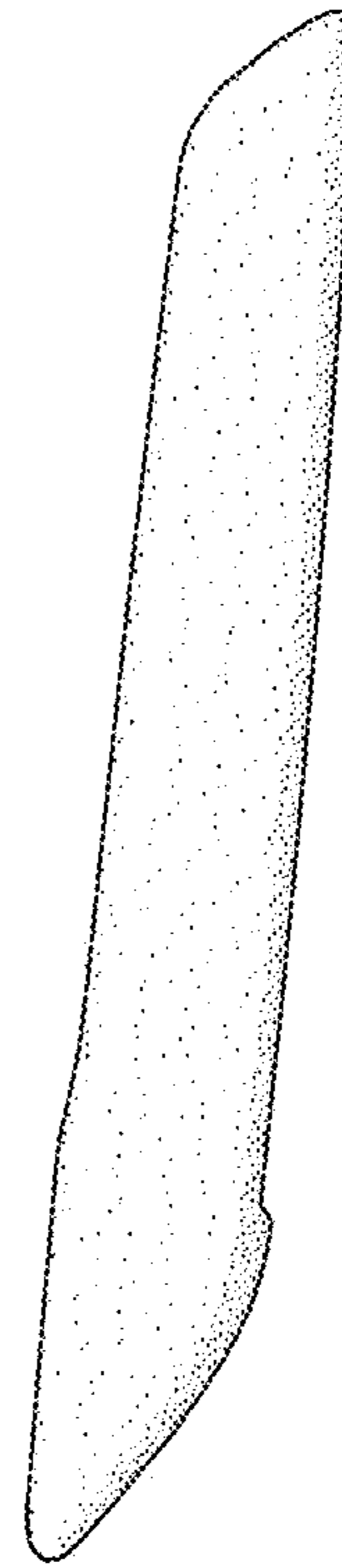


FIG. 3

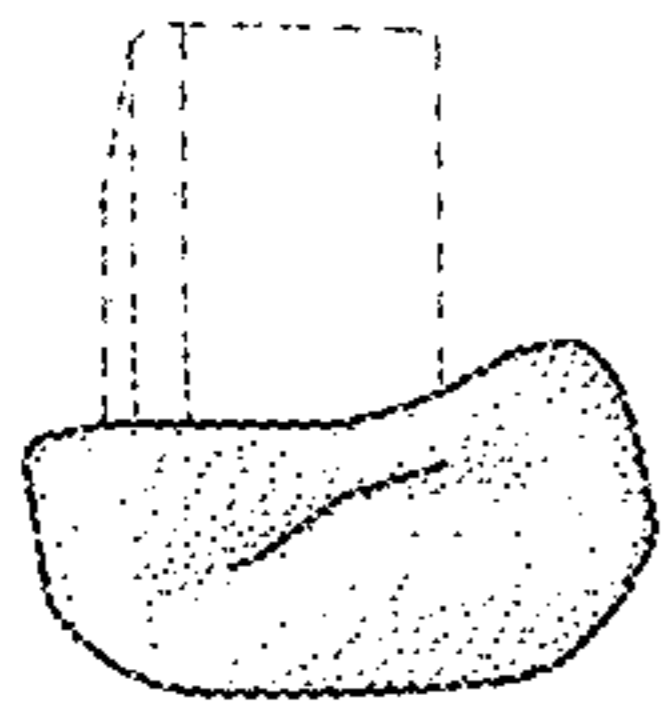


FIG. 5

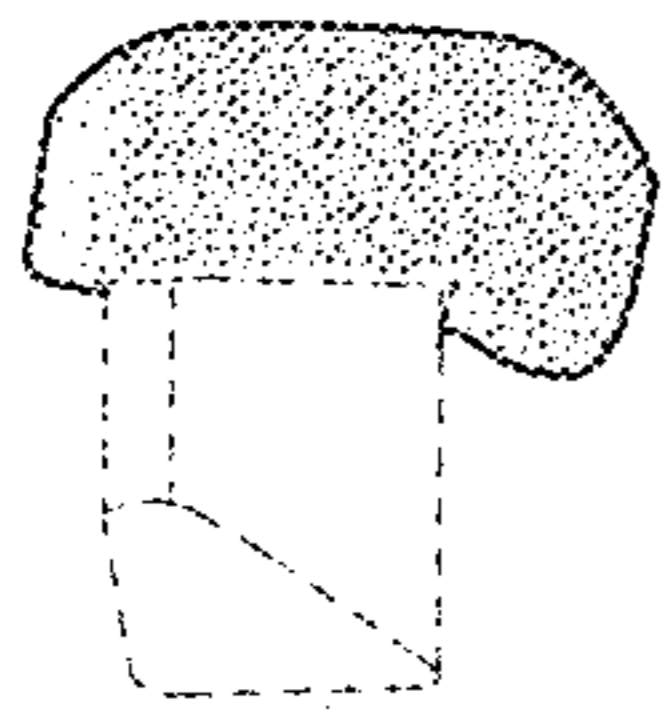


FIG. 4

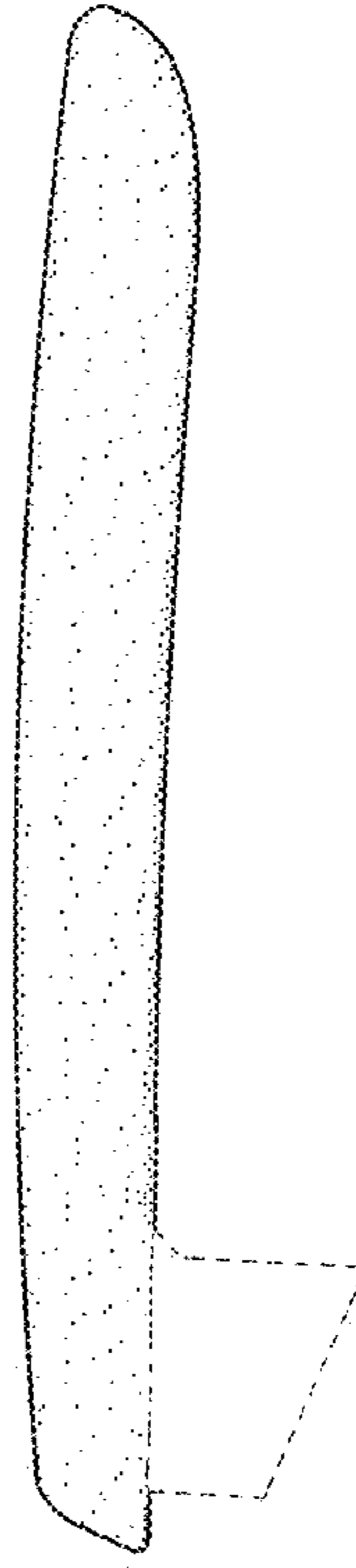


FIG. 7



FIG. 6

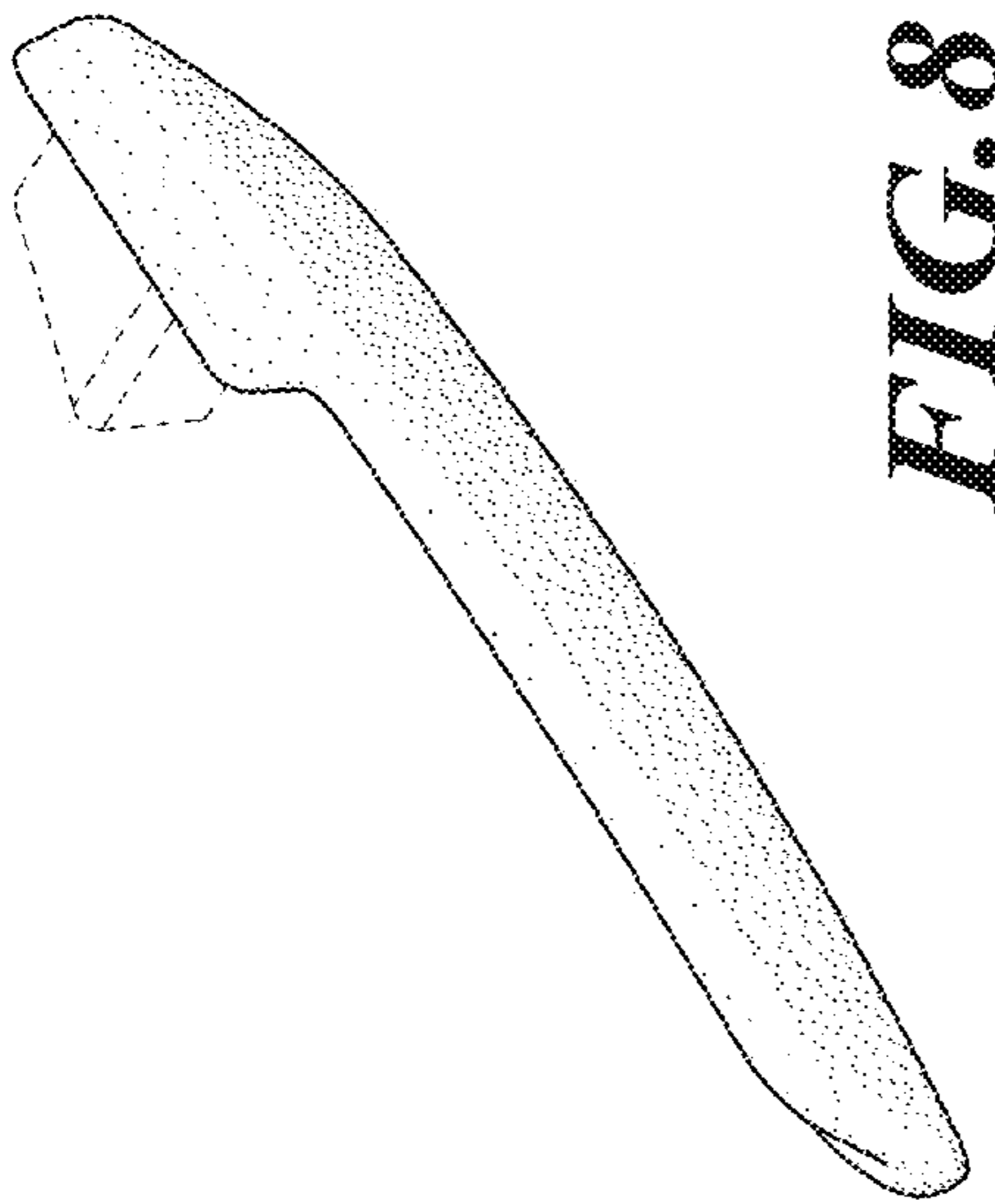


FIG. 8

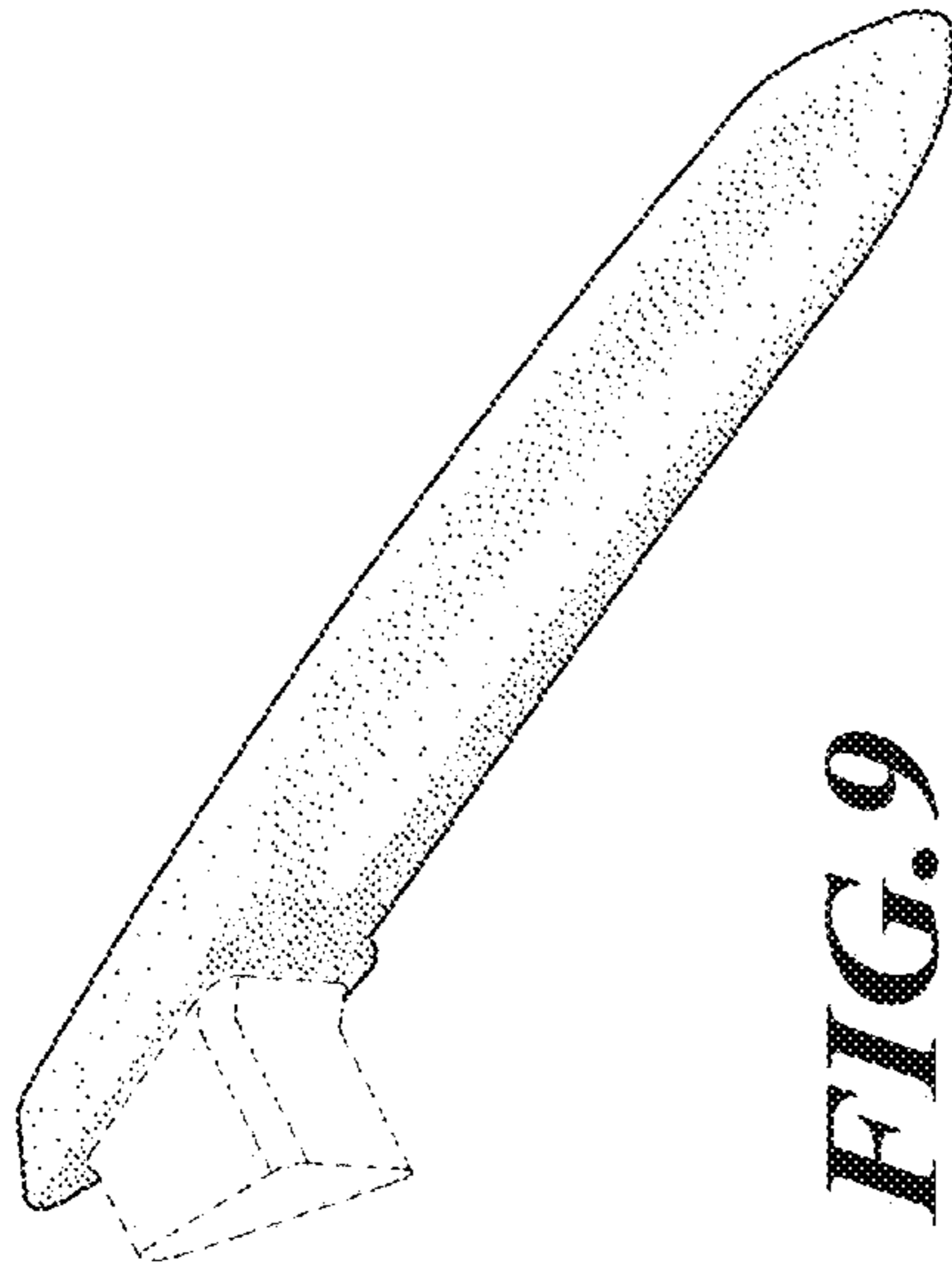


FIG. 9

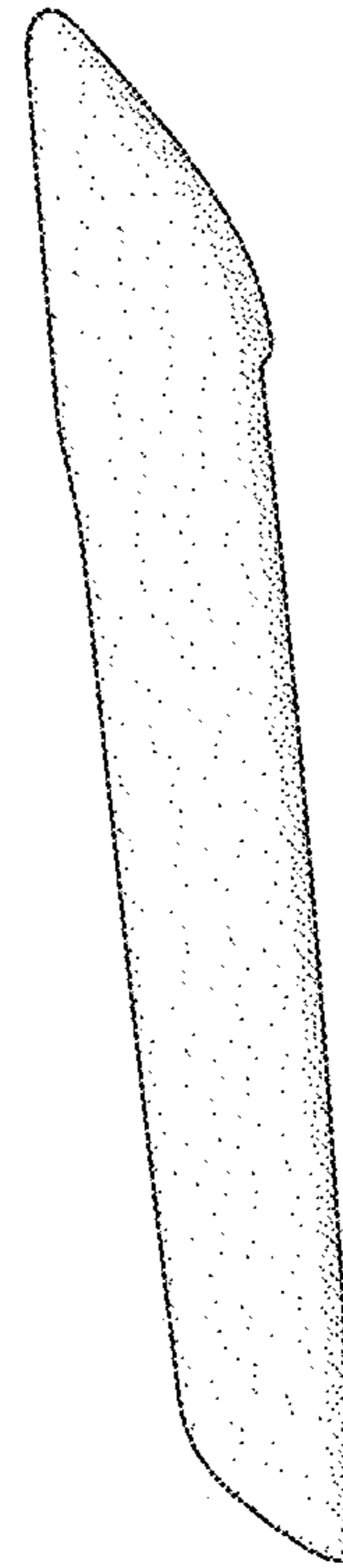


FIG. 10

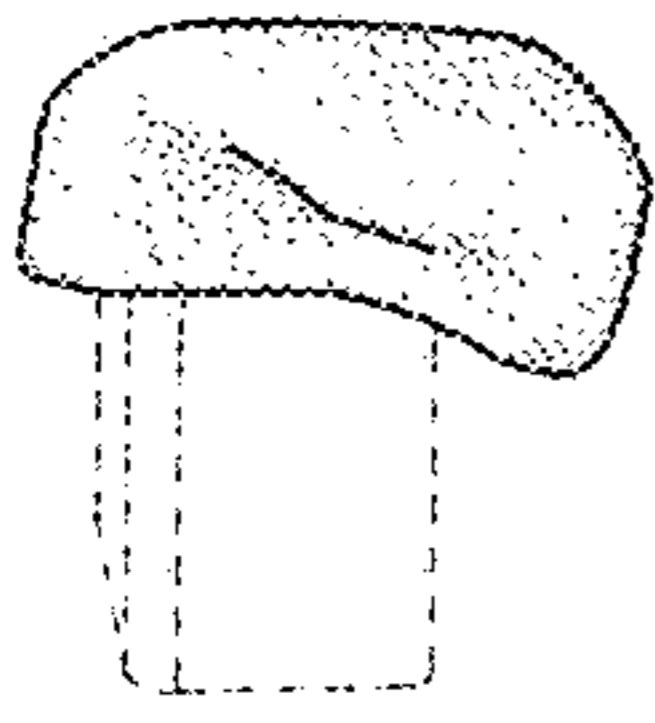


FIG. 11

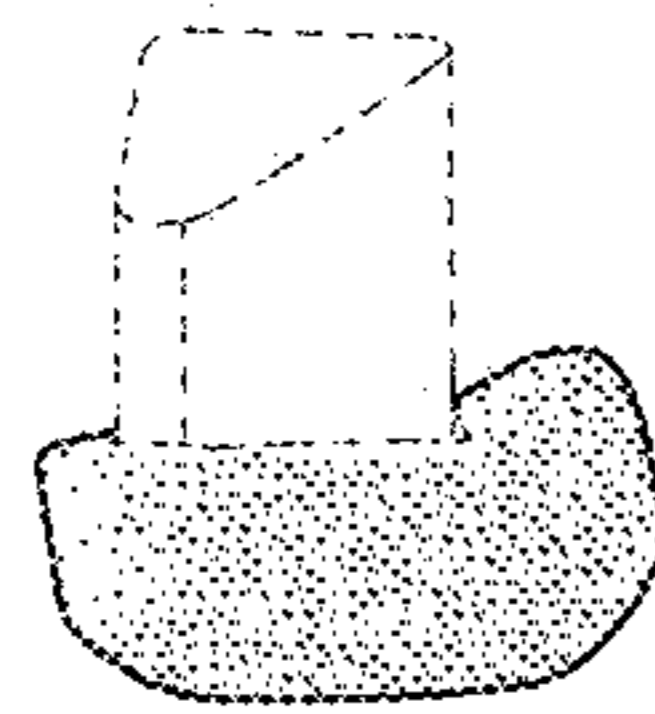


FIG. 12



FIG. 13




FIG. 14