



US00D939309S

(12) **United States Design Patent** (10) **Patent No.:** **US D939,309 S**
Liu (45) **Date of Patent:** **** Dec. 28, 2021**

(54) **SCREW EXTRACTOR**
(71) Applicant: **Jiaxin Liu**, Shenzhen (CN)
(72) Inventor: **Jiaxin Liu**, Shenzhen (CN)
(**) Term: **15 Years**
(21) Appl. No.: **29/760,803**
(22) Filed: **Dec. 4, 2020**

Related U.S. Application Data

(62) Division of application No. 29/710,528, filed on Oct. 24, 2019.
(51) **LOC (13) Cl.** **08-04**
(52) **U.S. Cl.**
USPC **D8/86**
(58) **Field of Classification Search**
USPC D8/70, 82, 85, 86; D15/139
CPC B25B 27/18; B25B 15/00; B25B 15/001;
B25B 15/005; B25B 15/007; B25B 15/02;
B23K 20/1255
See application file for complete search history.

(56) **References Cited**

U.S. PATENT DOCUMENTS

D401,489 S * 11/1998 Ambrose D8/70
5,860,773 A * 1/1999 Blomberg E21B 10/46
408/83
D477,515 S * 7/2003 Winivis D8/70
6,595,730 B2 * 7/2003 Bergamo B25B 27/18
408/227
6,761,089 B2 * 7/2004 Bergamo B25B 27/18
81/441
7,000,501 B1 * 2/2006 Chen B25B 27/18
7/158
D600,809 S * 9/2009 Petersen D24/146
D668,697 S * 10/2012 Hsu D15/139
8,579,180 B2 * 11/2013 Burford B23K 20/1255
228/2.1

8,955,415 B2 * 2/2015 Lin B25B 27/18
81/53.2
D741,484 S * 10/2015 Cho D24/146
D774,868 S * 12/2016 Ouyang D8/86
D778,137 S * 2/2017 Tao D8/86
D786,646 S * 5/2017 Ouyang D8/86
D794,409 S * 8/2017 Anderson D8/86
D904,212 S * 12/2020 Symanczyk D10/80
D910,098 S * 2/2021 Farris D15/139
2006/0191379 A1 * 8/2006 McCalley, Jr. B25B 27/18
81/53.2
2008/0105092 A1 * 5/2008 Chen B25B 27/18
81/53.2
2009/0183603 A1 * 7/2009 Kozak B23B 51/10
81/53.2

(Continued)

OTHER PUBLICATIONS

22 Piece Damaged Screw Extractor Set by EasyOut, Amazon.com, First Available Sep. 19, 2018.*

(Continued)

Primary Examiner — Philip S Hyder

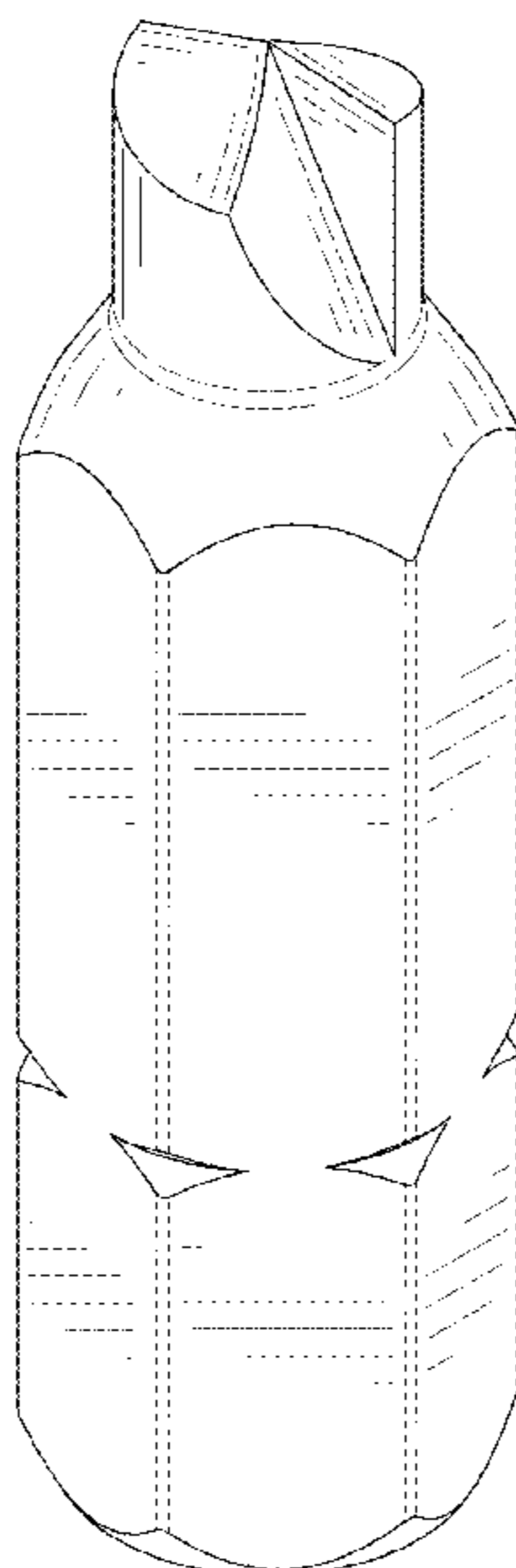
(57) **CLAIM**

The ornamental design for a screw extractor, as shown and described.

DESCRIPTION

FIG. 1 is a front and top perspective view of a first embodiment of a screw extractor, showing my new design; FIG. 2 is a rear and bottom perspective view thereof; FIG. 3 is a front elevational view thereof; FIG. 4 is a rear elevational view thereof; FIG. 5 is a left side elevational view thereof; FIG. 6 is a right side elevational view thereof; FIG. 7 is a top plan view thereof; and, FIG. 8 is a bottom plan view thereof.

1 Claim, 8 Drawing Sheets



(56)

References Cited

U.S. PATENT DOCUMENTS

2011/0061217 A1* 3/2011 Shevela B25B 27/0035
29/235
2011/0252925 A1* 10/2011 Whitehead B25B 15/005
81/53.2
2015/0075331 A1* 3/2015 Catalano B25B 27/18
81/53.2
2016/0082579 A1* 3/2016 Chen B25B 27/18
81/441
2016/0279772 A1* 9/2016 Woods, I B25B 27/18
2018/0001450 A1* 1/2018 Anderson B25B 27/18

OTHER PUBLICATIONS

22 Piece Damaged Screw Extractor Set by EasyOut, Amazon.com,
Reviewed Oct. 1, 2018.*

* cited by examiner

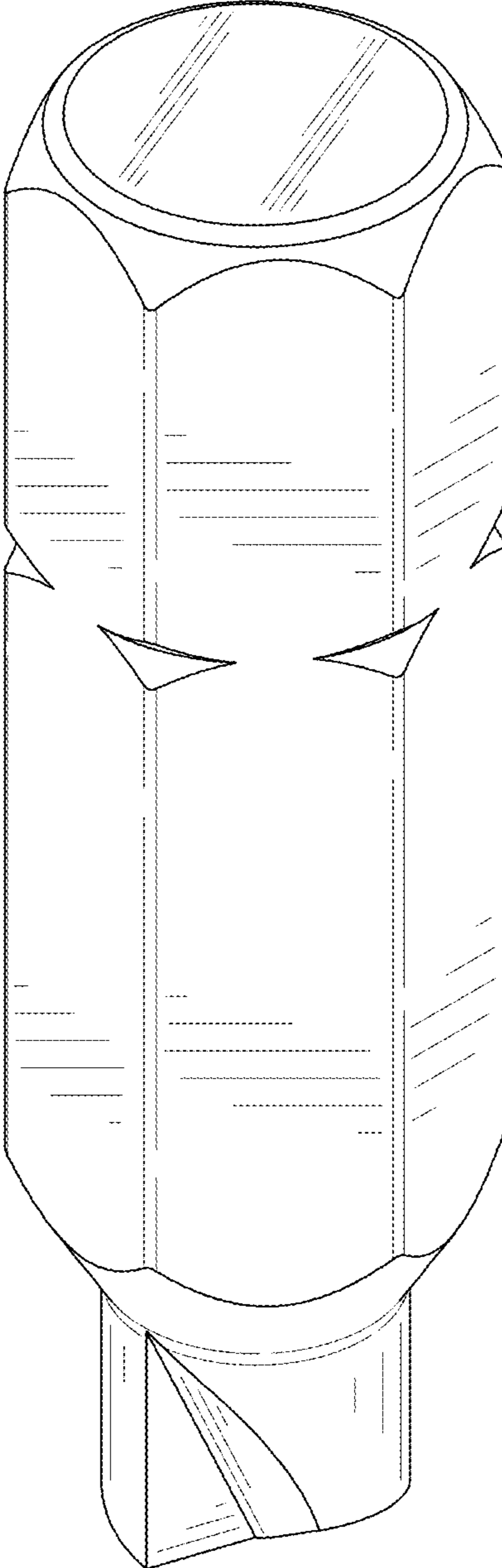


FIG. 1

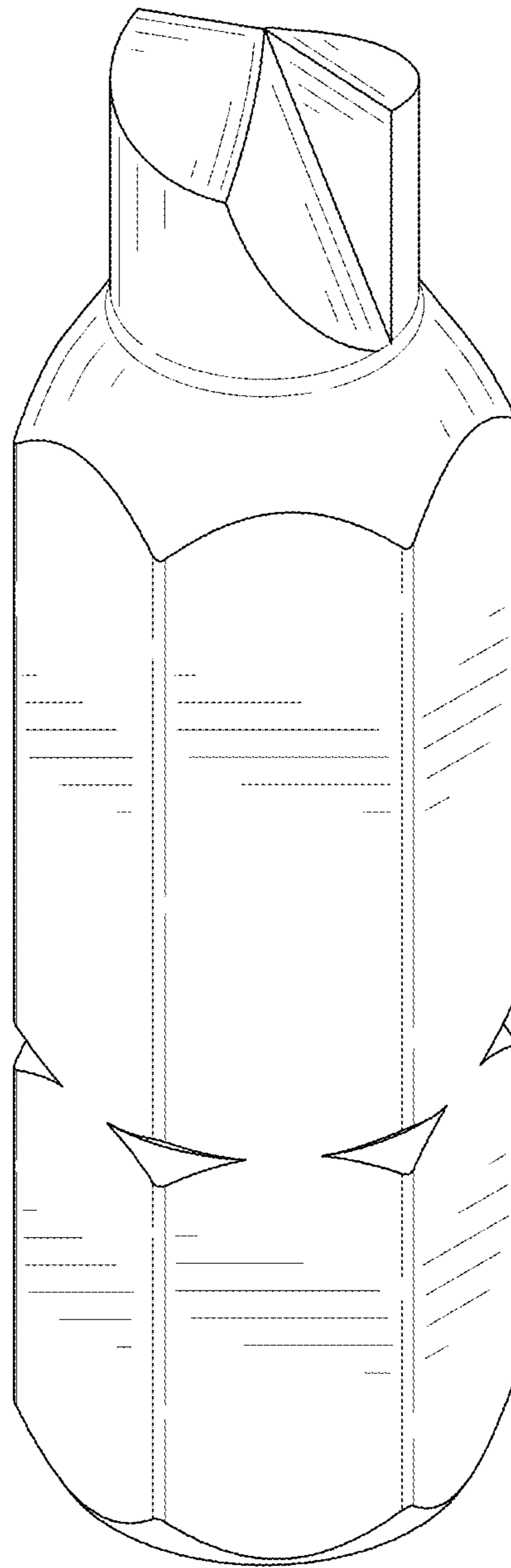


FIG. 2

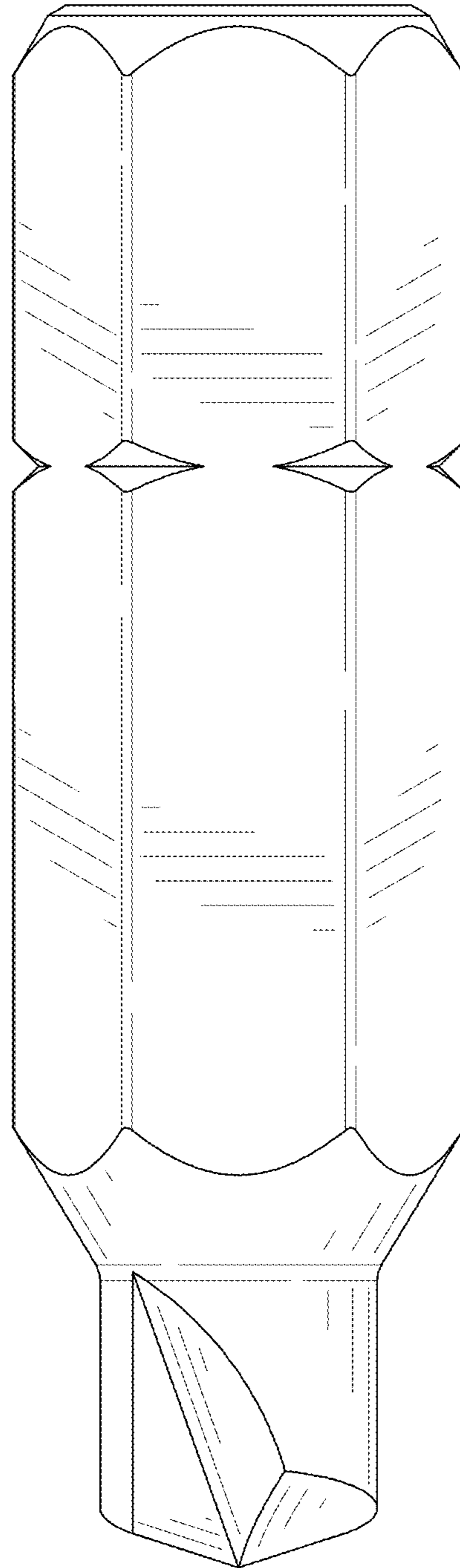


FIG. 3

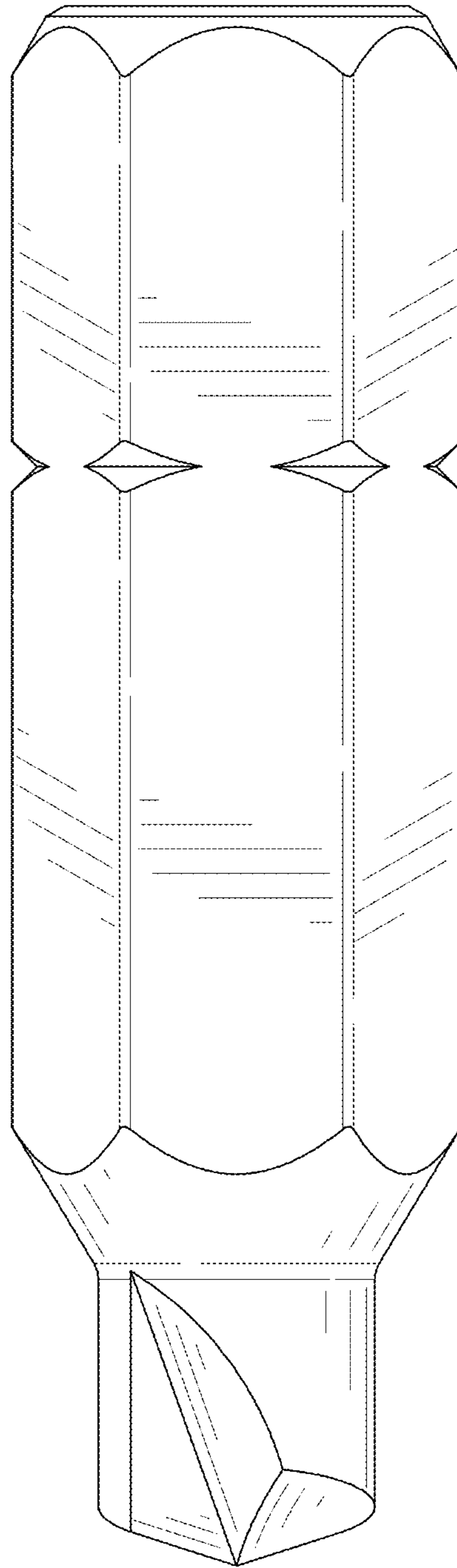


FIG. 4

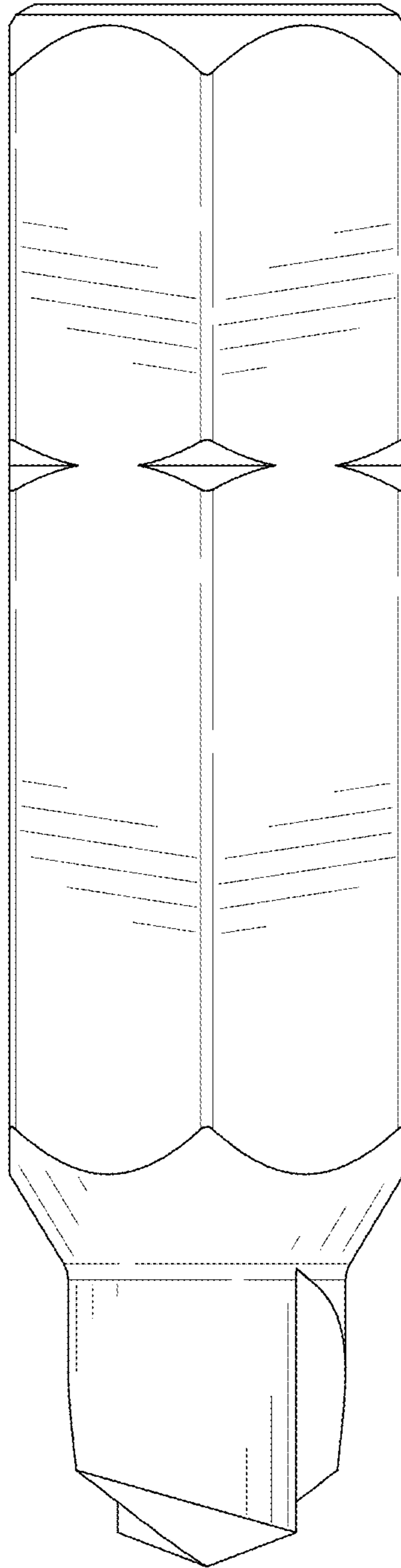


FIG 5

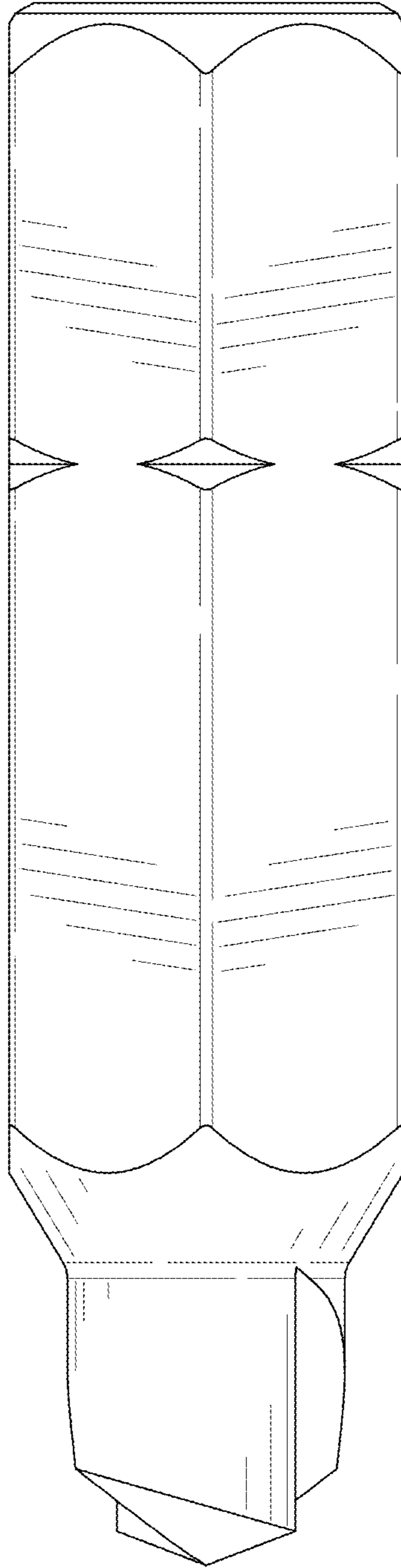


FIG. 6

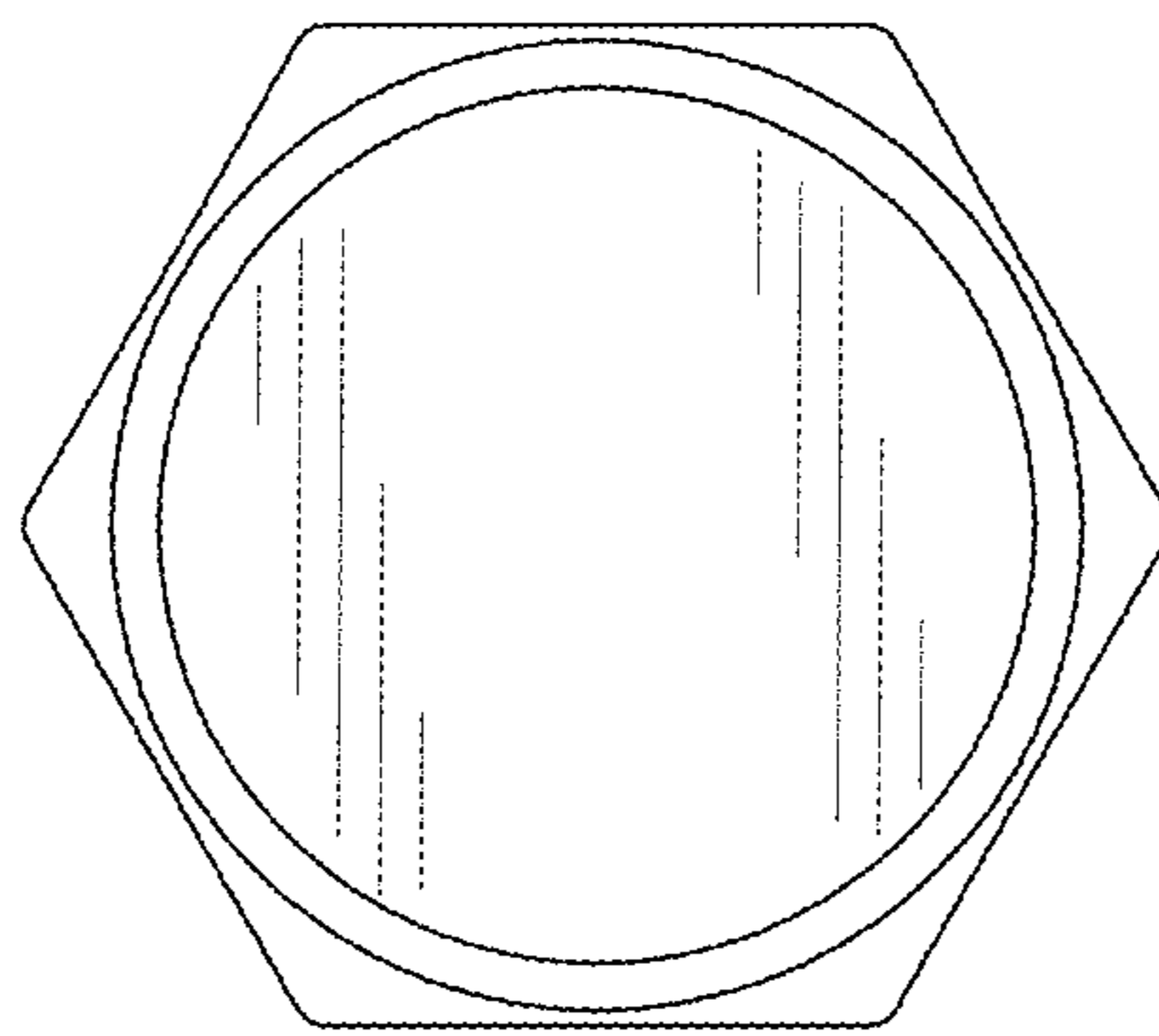


FIG. 7

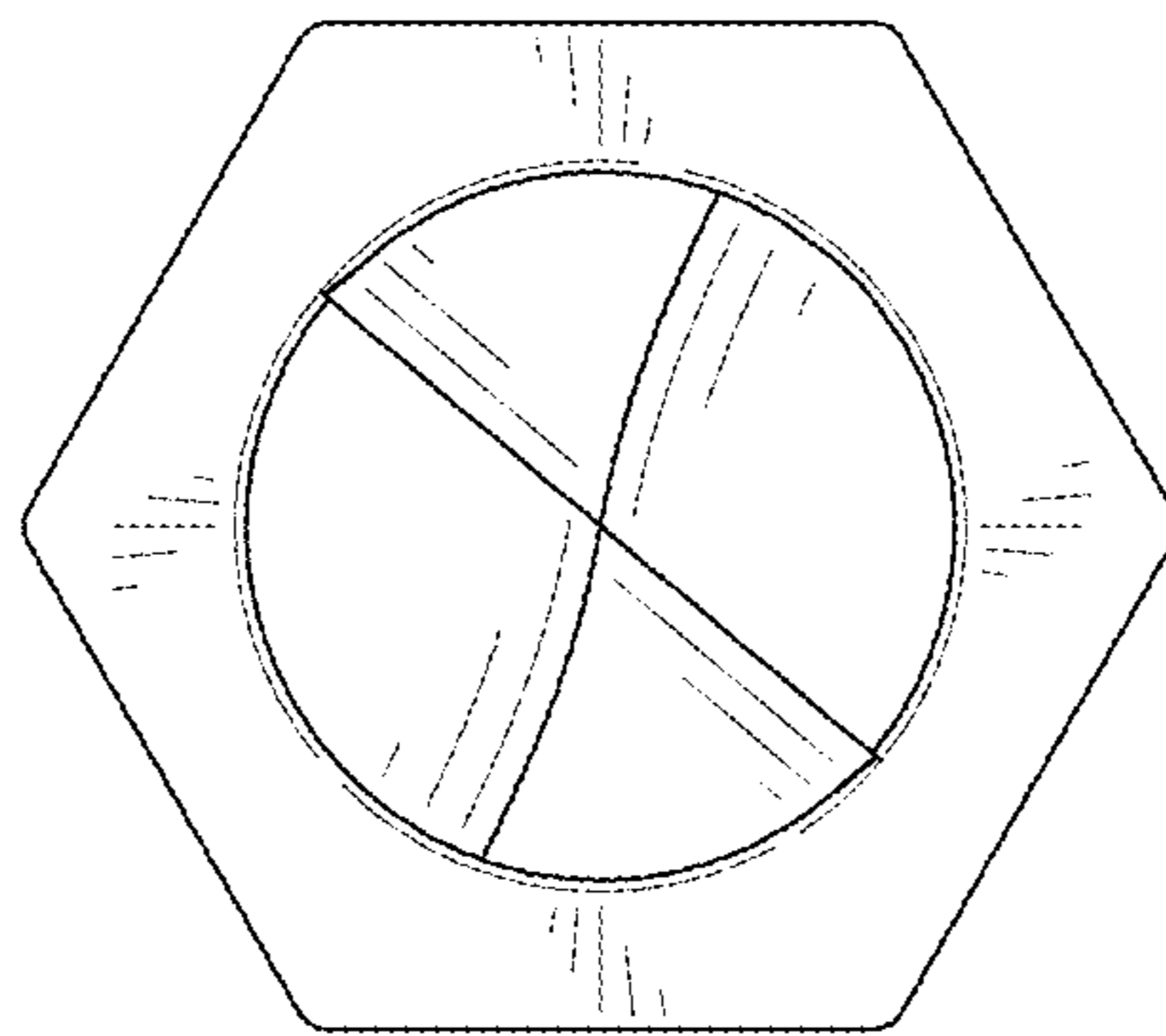


FIG. 8