



US00D939266S

(12) **United States Design Patent**
Hu et al.

(10) **Patent No.:** **US D939,266 S**
(45) **Date of Patent:** **** Dec. 28, 2021**

- (54) **FAST THAWING PLATE**
- (71) Applicant: **BSH HAUSGERAETE GMBH**,
Munich (DE)
- (72) Inventors: **Chenli Hu**, Nanjing (CN); **Dawei Mi**,
Nanjing (CN); **Kai Wang**, Taiyuan
(CN); **Yi Wen**, Nanjing (CN); **Rong**
Zeng, Nanjing (CN)
- (73) Assignee: **BSH Hausgeraete GmbH**, Munich
(DE)
- (**) Term: **15 Years**
- (21) Appl. No.: **29/715,438**
- (22) Filed: **Dec. 2, 2019**
- (30) **Foreign Application Priority Data**
May 30, 2019 (CN) 201930273144.8
- (51) **LOC (13) Cl.** **07-99**
- (52) **U.S. Cl.**
USPC **D7/368**
- (58) **Field of Classification Search**
USPC D7/368, 669, 629; D9/424, 425, 432
CPC A23B 7/045; A23B 7/0433; A23B 7/04;
A47J 47/005; A47J 27/022; B65D
81/3897; A23L 3/365; A01N 59/14;
A01N 1/0273
See application file for complete search history.

- (56) **References Cited**
U.S. PATENT DOCUMENTS
D219,673 S * 1/1971 Daenen D7/629
5,349,899 A * 9/1994 Tominaga A47J 27/022
165/185

- 5,365,038 A * 11/1994 Mitsugu A47G 19/26
126/246
 - 5,713,414 A * 2/1998 Ko A23B 7/045
165/185
 - 6,601,642 B1 * 8/2003 Randall A23L 3/365
165/185
 - D479,128 S * 9/2003 Jowett D9/425
 - D570,166 S * 6/2008 Brownlee D7/698
 - D585,734 S * 2/2009 Doliwa D7/629
 - D760,037 S * 6/2016 Weernink D7/629
 - 2018/0263239 A1 * 9/2018 Sinclair B65D 77/046
- * cited by examiner

Primary Examiner — Terry A Wallace
(74) *Attorney, Agent, or Firm* — Laurence A. Greenberg;
Werner H. Stemer; Ralph E. Locher

(57) **CLAIM**

The ornamental design for a fast thawing plate, as shown and described.

DESCRIPTION

The patent or application file contains at least one drawing executed in color. Copies of this patent or patent application publication with color drawing(s) will be provided by the Office upon request and payment of the necessary fee.
FIG. 1 is a top perspective view of the fast thawing plate showing my new invention;
FIG. 2 is a side elevation view thereof;
FIG. 3 is a top plan view thereof;
FIG. 4 is a bottom plan view thereof; and,
FIG. 5 is an exploded view thereof.

1 Claim, 4 Drawing Sheets
(4 of 4 Drawing Sheet(s) Filed in Color)

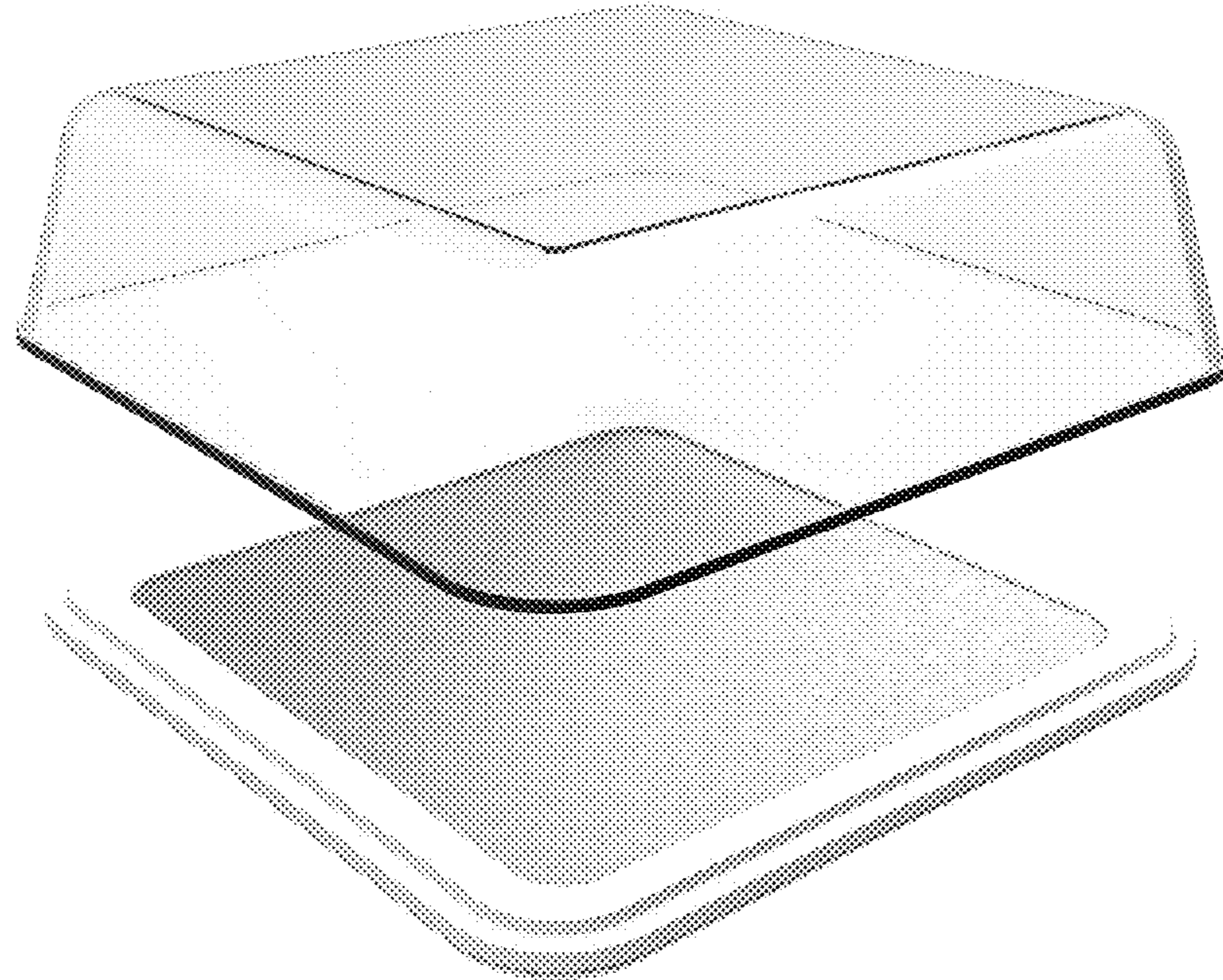




FIG. 1



FIG. 2




FIG. 3




FIG. 4




FIG. 5