



US00D939253S

(12) **United States Design Patent**
Huang

(10) **Patent No.:** **US D939,253 S**

(45) **Date of Patent:** **** Dec. 28, 2021**

(54) **3 TIER STACKABLE AND EXPANDABLE WIRE SHOE RACK**

(71) Applicant: **Dongguan Hanwen Trading Co., Ltd.**,
Dongguan (CN)

(72) Inventor: **Yingdong Huang**, Sichuan (CN)

(73) Assignee: **Dongguan Hanwen Trading Co., Ltd.**,
Dongguan (CN)

(**) Term: **15 Years**

(21) Appl. No.: **29/713,960**

(22) Filed: **Nov. 20, 2019**

(51) **LOC (13) Cl.** **06-06**

(52) **U.S. Cl.**
USPC **D6/675.2**

(58) **Field of Classification Search**
USPC D6/672, 675, 675.1, 675.2, 675.3, 675.4,
D6/675.5
CPC A47B 81/00; A47F 1/00; A47F 5/0018;
A47F 5/00; A47F 5/01; A47F 5/0043;
A47F 5/10; A47F 5/13; A47F 7/08
See application file for complete search history.

(56) **References Cited**

U.S. PATENT DOCUMENTS

D291,165 S *	8/1987	Ray	D6/675.2
D292,658 S *	11/1987	Kester	D6/675.2
D424,836 S *	5/2000	Kopala, Jr.	D6/675.2
D425,723 S *	5/2000	Hurt	D6/675.2
D626,356 S *	11/2010	Ho	D6/675.2
D714,084 S *	9/2014	Hsu	D6/683
D734,966 S *	7/2015	Greenspon	D6/675.2
9,247,809 B1 *	2/2016	Hsu	A47B 47/0083

9,282,820 B2 *	3/2016	Lo	A47F 5/14
D785,995 S *	5/2017	Tsai	D6/705.6
D801,732 S *	11/2017	Schenker	D6/675.2
D808,690 S *	1/2018	Hsu	D6/675.2
D840,728 S *	2/2019	Hsu	D6/675.2
D911,084 S *	2/2021	Sabounjian	D6/675.2
10,905,236 B1 *	2/2021	Chiao	A47B 47/0091
2011/0290750 A1 *	12/2011	Lim	A47B 96/021 211/153
2017/0208947 A1 *	7/2017	Tsai	A47B 47/0083
2020/0008577 A1 *	1/2020	Lim	A47B 96/063
2020/0163455 A1 *	5/2020	Liss	A47B 96/021

* cited by examiner

Primary Examiner — Kelley A Donnelly

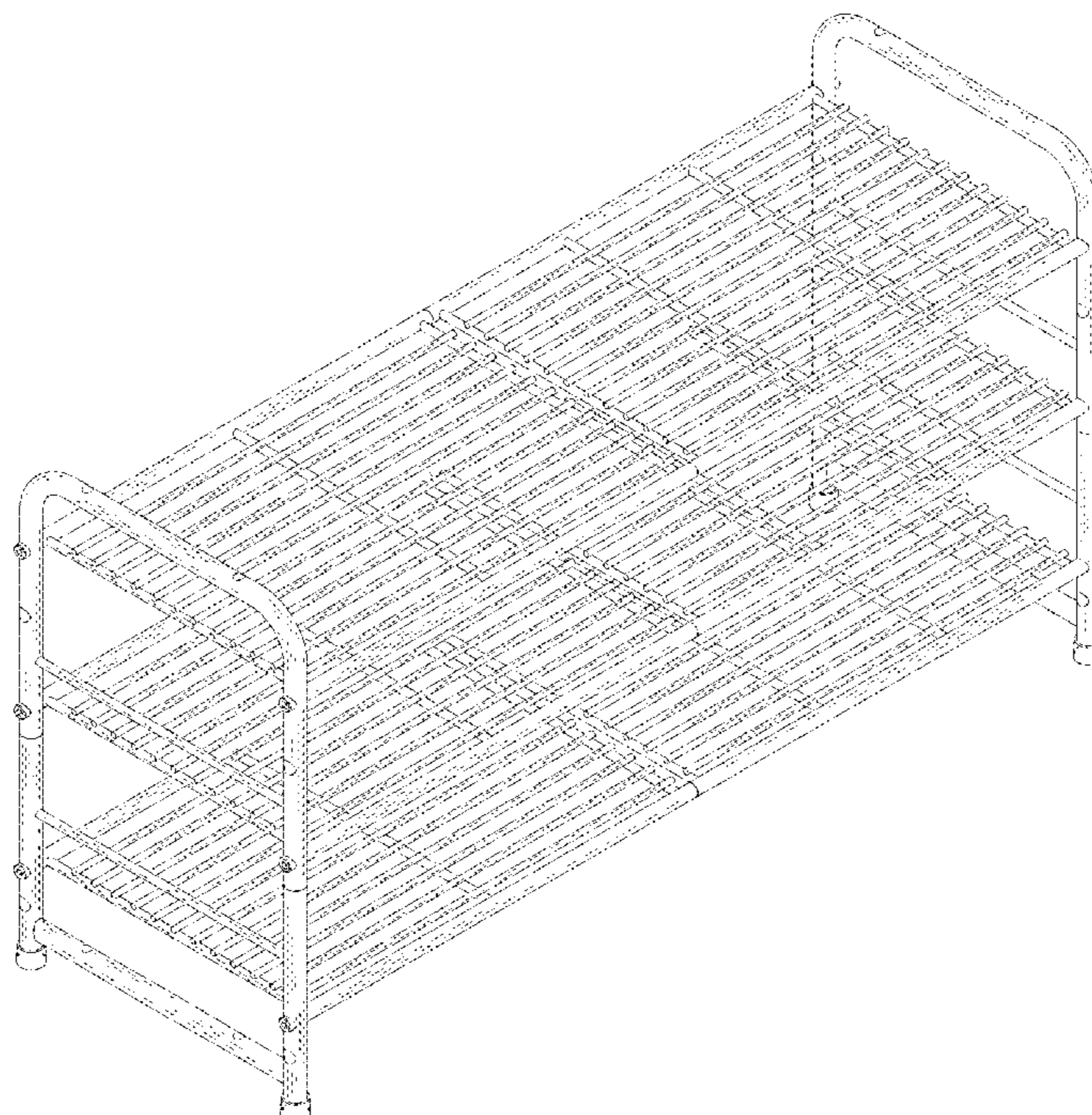
(57) **CLAIM**

The ornamental design for a for a 3 tier stackable and expandable wire shoe rack, as shown and described.

DESCRIPTION

FIG. 1 is a perspective view of a 3 tier stackable and expandable wire shoe rack showing my new design; FIG. 2 is a perspective view of one thereof stacked atop another thereof, showing connectors; FIG. 3 is a perspective view of one thereof connected to another thereof by one tier thereof; FIG. 4 is a front view thereof; FIG. 5 is a back view thereof; FIG. 6 is a left side view thereof; FIG. 7 is a right side view thereof; FIG. 8 is a top view thereof; and, FIG. 9 is a bottom view thereof. The broken lines in the drawing depict environmental subject matter only and form no part of the claimed design

1 Claim, 9 Drawing Sheets



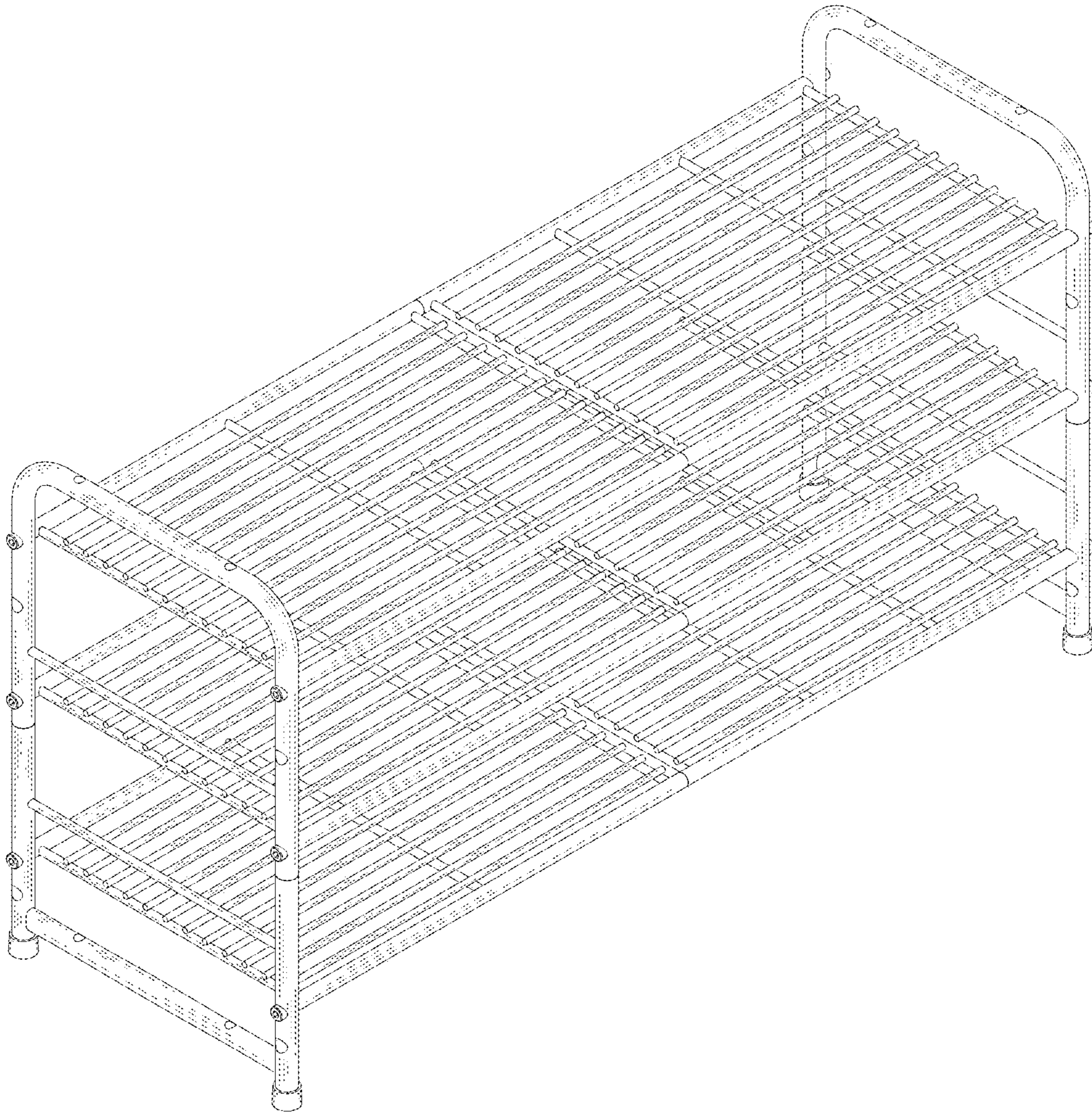


FIG.1

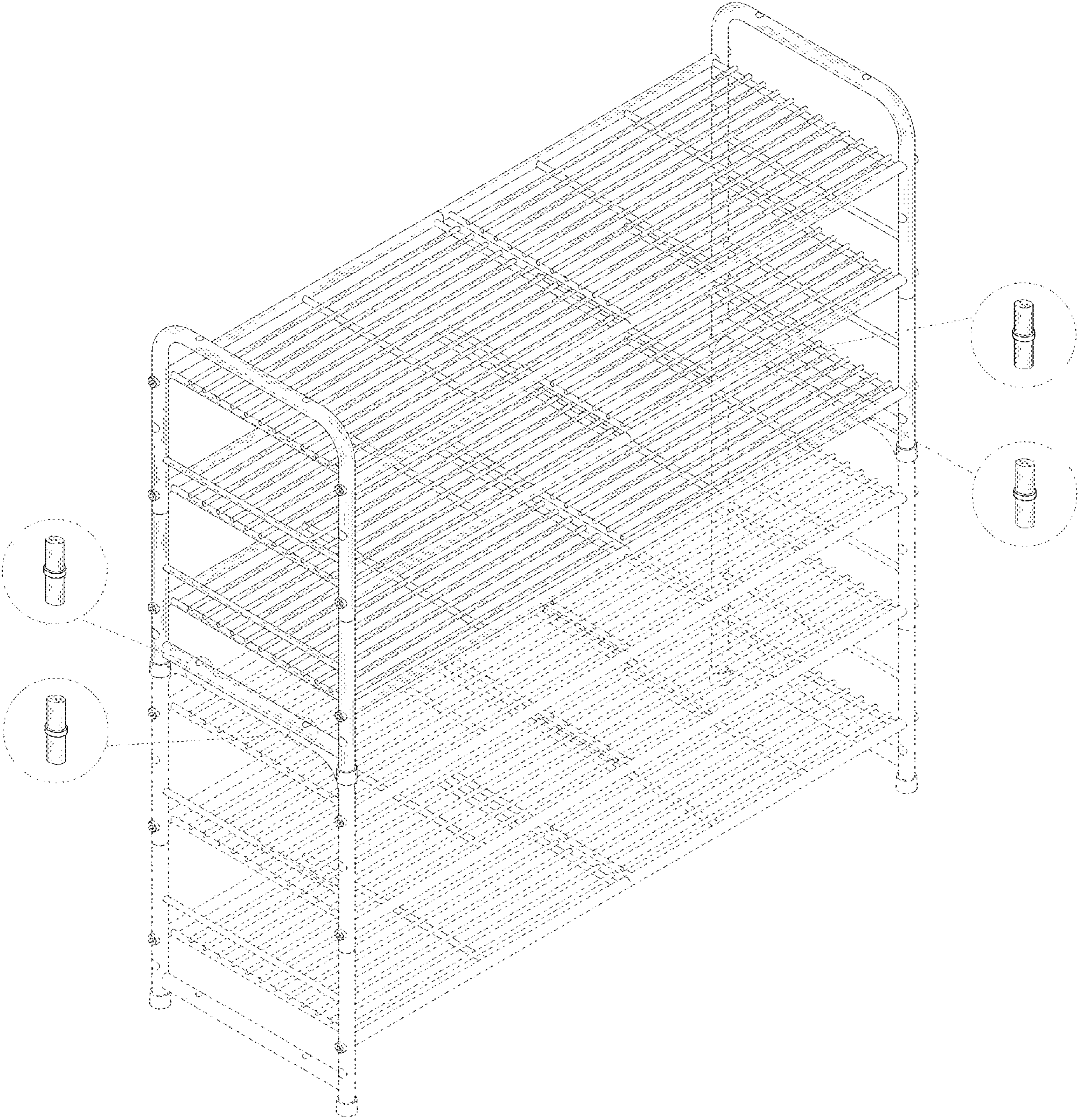


FIG. 2

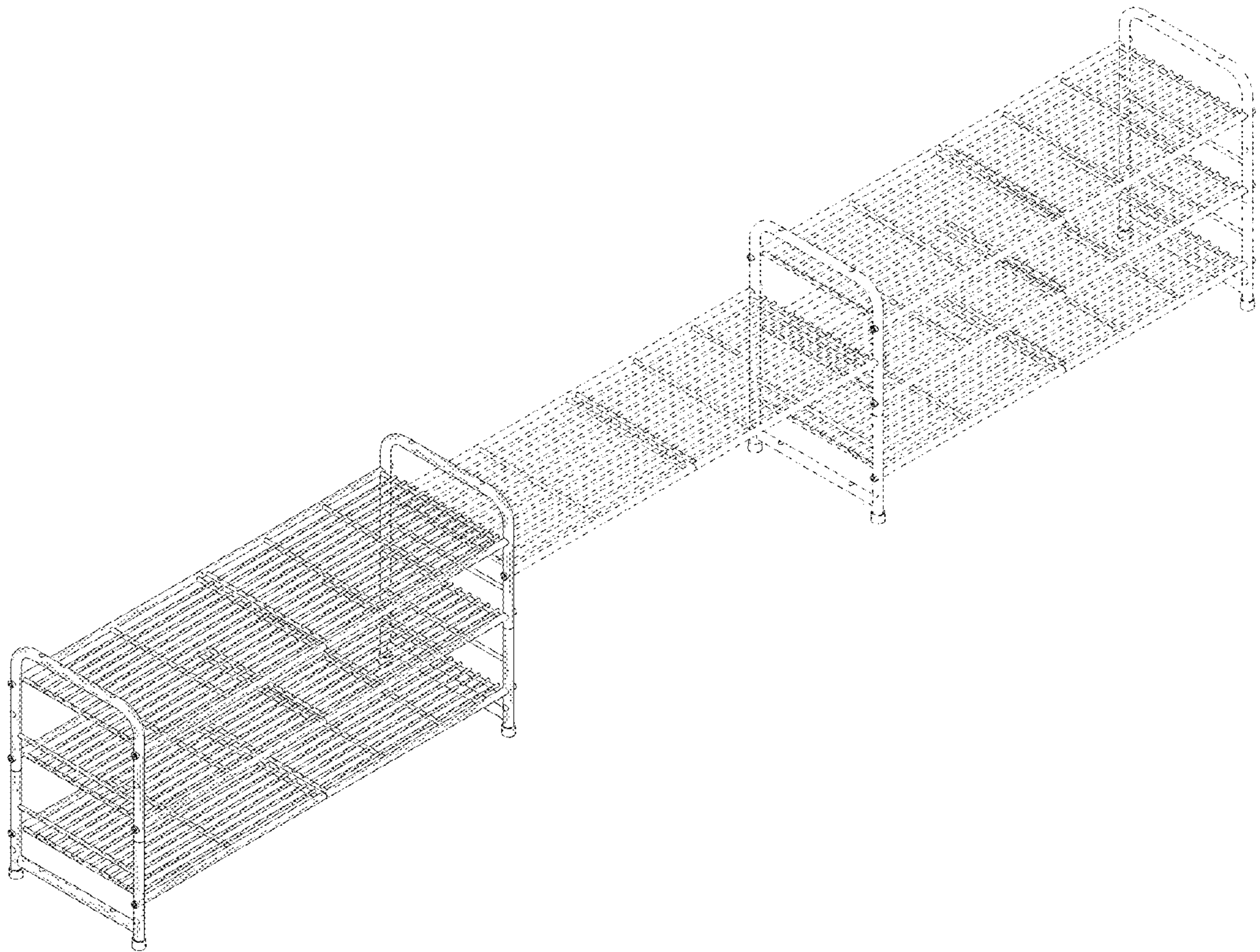


FIG. 3



FIG. 4



FIG. 5




FIG. 6




FIG. 7

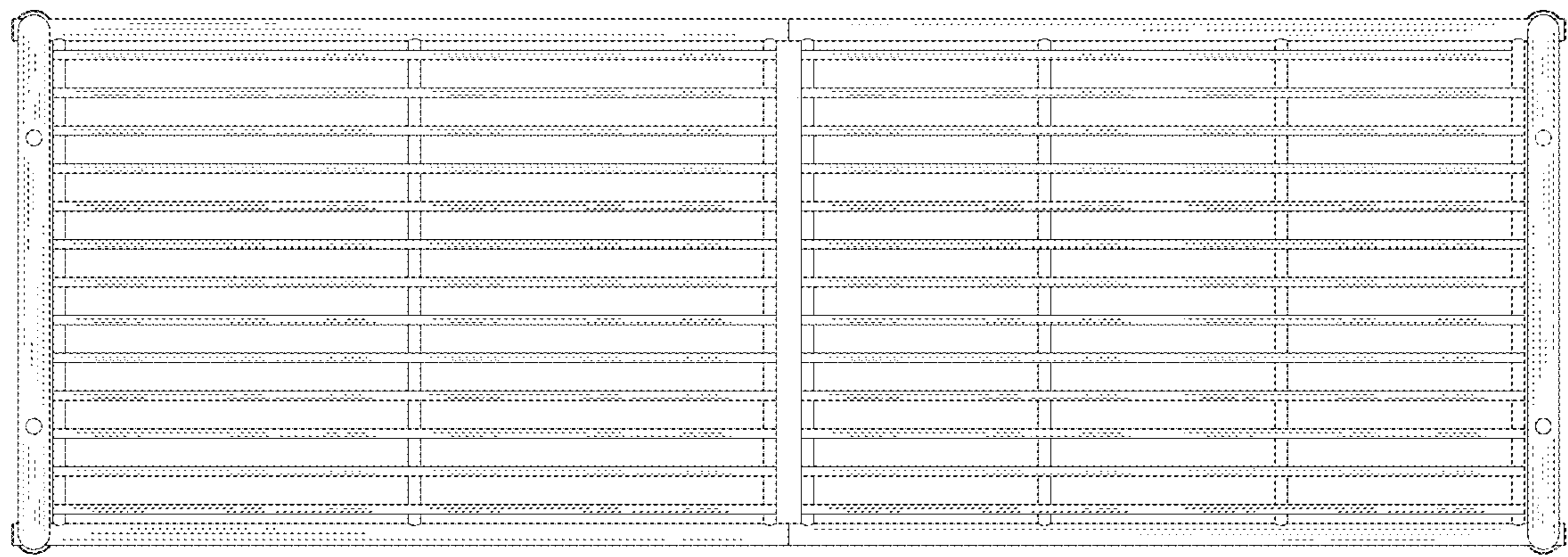


FIG. 8

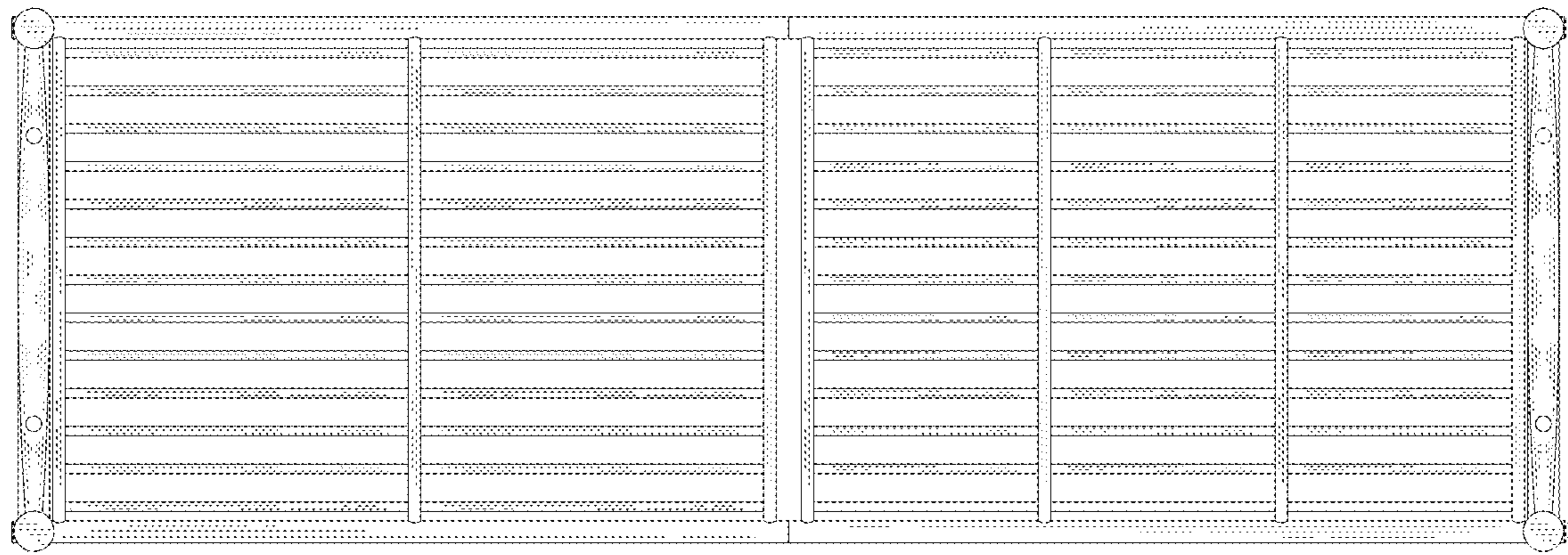


FIG. 9