



US00D939246S

(12) **United States Design Patent** (10) **Patent No.:** **US D939,246 S**  
**Huang** (45) **Date of Patent:** **\*\* Dec. 28, 2021**

(54) **PRESSURE RELIEF PILLOW**  
(71) Applicant: **DA-CHIN-YEN CREATIVE DESIGN CO., LTD.,** Tainan (TW)  
(72) Inventor: **Ti-Yu Huang,** Tainan (TW)  
(73) Assignee: **DA-CHIN-YEN CREATIVE DESIGN CO., LTD.,** Tainan (TW)

(\*\*) Term: **15 Years**

(21) Appl. No.: **29/746,390**

(22) Filed: **Aug. 13, 2020**

(51) **LOC (13) Cl.** ..... **06-09**

(52) **U.S. Cl.**  
USPC ..... **D6/601**

(58) **Field of Classification Search**  
USPC ..... D6/595-601, 604, 611; D21/803, 804; D24/183  
CPC ..... A47C 7/12; A47C 7/021; A47C 7/383; A47C 7/425; A47C 7/428; A47C 7/546; A47C 16/00; A47C 20/00; A47C 20/02; A47C 20/021; A47C 20/026; A47C 20/027; A47C 31/11; A47C 27/001; A47C 27/081; A47C 1/146; A47G 9/00; A47G 9/10; A47G 9/07; A47G 9/1027; A47G 9/1045; A47G 9/1054; A47G 9/1063; A47G 9/1072; A47G 9/1081; A47G 9/109; A47G 2009/1018; A47G 2009/1036  
See application file for complete search history.

(56) **References Cited**

**U.S. PATENT DOCUMENTS**

D309,542 S \* 7/1990 Glenn ..... 5/652  
D416,428 S \* 11/1999 Jackson ..... 5/644  
6,553,995 B1 \* 4/2003 Cole ..... A61F 5/01  
128/846  
D642,278 S \* 7/2011 Sharps ..... D24/184  
D675,267 S \* 1/2013 Jamison, Jr. .... D21/686

D718,074 S \* 11/2014 Savolainen ..... D6/601  
D771,414 S \* 11/2016 Krishtul ..... D6/601  
D808,194 S \* 1/2018 Wyborn ..... D6/601  
D808,686 S \* 1/2018 May ..... D6/601  
D848,763 S \* 5/2019 Potter ..... D6/601  
D875,949 S \* 2/2020 Clark ..... D24/183  
D910,339 S \* 2/2021 Dennewald ..... D6/601

(Continued)

**FOREIGN PATENT DOCUMENTS**

TW D190055 S 5/2018  
TW M571706 U 12/2018

**OTHER PUBLICATIONS**

Search Report appended to an Office Action issued in corresponding TW application No. 109304272 by the TIPO dated Mar. 30, 2021 (with an English translation) (2 pages).

*Primary Examiner* — Jennifer L Rempfer

(74) *Attorney, Agent, or Firm* — Muncy, Geissler, Olds & Lowe, P.C.


(57) **CLAIM**

The ornamental design for a pressure relief pillow, as shown and described.

**DESCRIPTION**

FIG. 1 is a front right perspective view of a pressure relief pillow showing my new design;  
FIG. 2 is a front left perspective view thereof;  
FIG. 3 is a rear right perspective view thereof;  
FIG. 4 is a rear left perspective view thereof;  
FIG. 5 is a front elevational view thereof;  
FIG. 6 is a rear elevational view thereof;  
FIG. 7 is a left side elevational view thereof;  
FIG. 8 is a right side elevational view thereof;  
FIG. 9 is a top plan view thereof; and,  
FIG. 10 is a bottom plan view thereof.  
The color shown on the claimed design forms no part thereof.

**1 Claim, 8 Drawing Sheets**



(56)

**References Cited**

U.S. PATENT DOCUMENTS

D921,203 S \* 6/2021 Clark ..... D24/183  
2007/0277319 A1 \* 12/2007 Calvert ..... A47G 9/1063  
5/638

\* cited by examiner




FIG.1




FIG.2




FIG.3




FIG.4




FIG. 5




FIG. 6




FIG. 7




FIG. 8






FIG.9




FIG.10