



US00D939233S

(12) **United States Design Patent** (10) **Patent No.:** **US D939,233 S**  
**Foersom et al.** (45) **Date of Patent:** **\*\* Dec. 28, 2021**

(54) **TEAK CHAIR**  
(71) Applicant: **CANE-LINE A/S**, Rynkeby (DK)  
(72) Inventors: **Johannes Foersom**, Copenhagen K (DK); **Peter Hiort-Lorenzen**, Copenhagen K (DK)  
(73) Assignee: **CANE-LINE A/S**, Rynkeby (DK)

D848,161 S \* 5/2019 de Oliveira Pires Junior ..... D6/335  
D898,398 S \* 10/2020 Rubio ..... D6/371  
D904,063 S \* 12/2020 Rubio ..... D6/371  
D904,781 S \* 12/2020 Rubio ..... D6/370  
2013/0241260 A1\* 9/2013 van Hekken ..... A47C 3/00  
297/452.18  
2015/0351547 A1\* 12/2015 Rizzi ..... A47C 4/52  
297/16.1  
2019/0142168 A1\* 5/2019 Liu ..... A47C 7/46  
297/301.1

(\*\*) Term: **15 Years**

\* cited by examiner

(21) Appl. No.: **29/725,649**

*Primary Examiner* — Kevin K Rudzinski

(22) Filed: **Feb. 26, 2020**

*Assistant Examiner* — Paul D Bohannon

(30) **Foreign Application Priority Data**

(74) *Attorney, Agent, or Firm* — Birch, Stewart, Kolasch & Birch, LLP

Jan. 14, 2020 (EM) ..... 007508106-0005

(51) **LOC (13) Cl.** ..... **06-01**

(52) **U.S. Cl.**  
USPC ..... **D6/369**

(58) **Field of Classification Search**  
USPC ..... D6/334, 369, 381, 717.2; D5/43  
CPC .. A47C 5/02; A47C 5/08; A47C 7/004; A47C 7/024; A47C 7/62; A47C 7/72; A61H 2201/0149

See application file for complete search history.

(56) **References Cited**

**U.S. PATENT DOCUMENTS**

1,492,538 A \* 4/1924 Shaw ..... B27J 1/02  
147/48  
1,541,000 A \* 6/1925 Riley ..... D03D 41/002  
139/28  
3,874,729 A \* 4/1975 Blodee ..... A47C 7/185  
297/448.2  
D414,618 S \* 10/1999 Holbrook ..... D6/373  
D564,770 S \* 3/2008 Alter Molina ..... D6/371  
D657,968 S \* 4/2012 Thorfinnson ..... D6/336  
D728,253 S \* 5/2015 Lievore ..... D6/373

(57) **CLAIM**

The ornamental design for a teak chair, as shown and described.

**DESCRIPTION**

The patent or application file contains at least one drawing executed in color. Copies of this patent or patent application publication with color drawing(s) will be provided by the Office upon request and payment of the necessary fee.

FIG. 1 is a left side perspective view of a teak chair showing our new design;

FIG. 2 is a front elevational view thereof;

FIG. 3 is a rear elevational view thereof;

FIG. 4 is a right side elevational view thereof;

FIG. 5 is a left side elevational view thereof;

FIG. 6 is a top plan view thereof;

FIG. 7 is a front perspective view thereof;

FIG. 8 is a right side perspective view thereof; and,

FIG. 9 is a rear perspective view thereof.

The broken lines in the drawings illustrate portions of the teak chair that form no part of the claimed design.

**1 Claim, 9 Drawing Sheets**  
**(9 of 9 Drawing Sheet(s) Filed in Color)**






FIG. 1




FIG. 2



FIG. 3



FIG. 4



FIG. 5




FIG. 6



FIG. 7





FIG. 8




FIG. 9