



US00D939230S

(12) **United States Design Patent**  
**Hayon**

(10) **Patent No.:** **US D939,230 S**

(45) **Date of Patent:** **\*\* Dec. 28, 2021**

(54) **CHAIR**

(71) Applicant: **&Tradition A/S**, Copenhagen (DK)

(72) Inventor: **Jaime Hayon**, Valencia (ES)

(73) Assignee: **&TRADITION A/S**, Copenhagen (DK)

(\*\*) Term: **15 Years**

(21) Appl. No.: **29/739,175**

(22) Filed: **Jun. 23, 2020**

(30) **Foreign Application Priority Data**

Dec. 23, 2019 (EM) ..... 007447214-0003  
Dec. 23, 2019 (EM) ..... 007447214-0004

(51) **LOC (13) Cl.** ..... **06-01**

(52) **U.S. Cl.**  
USPC ..... **D6/366**

(58) **Field of Classification Search**  
USPC ..... D6/334, 366, 367, 374, 375, 379, 380,  
D6/716, 716.1, 716.2, 716.4  
CPC ..... A47C 1/02; A47C 1/024; A47C 1/03255;  
A47C 3/18; A47C 3/20; A47C 7/18;  
A47C 7/24; A47C 7/36; A47C 7/38;  
A47C 7/40; A47C 7/46; A47C 7/54  
See application file for complete search history.

(56) **References Cited**

**U.S. PATENT DOCUMENTS**

D386,910 S \* 12/1997 Saiger ..... D6/334  
D656,755 S \* 4/2012 Wanders ..... D6/375  
D746,609 S \* 1/2016 Lievore ..... D6/375  
D751,838 S \* 3/2016 Ciani ..... D6/381

D869,188 S \* 12/2019 Parker ..... D6/375  
D886,485 S \* 6/2020 Li ..... D6/375  
D905,995 S \* 12/2020 Li ..... D6/374  
D907,391 S \* 1/2021 Koh ..... D6/375  
D914,387 S \* 3/2021 Fratesi ..... D6/375  
D920,694 S \* 6/2021 Li ..... D6/366  
D921,385 S \* 6/2021 Li ..... D6/366  
D929,762 S \* 9/2021 Li ..... D6/375  
D931,644 S \* 9/2021 Li ..... D6/375

\* cited by examiner

*Primary Examiner* — R. Johnson

(74) *Attorney, Agent, or Firm* — Cantor Colburn LLP

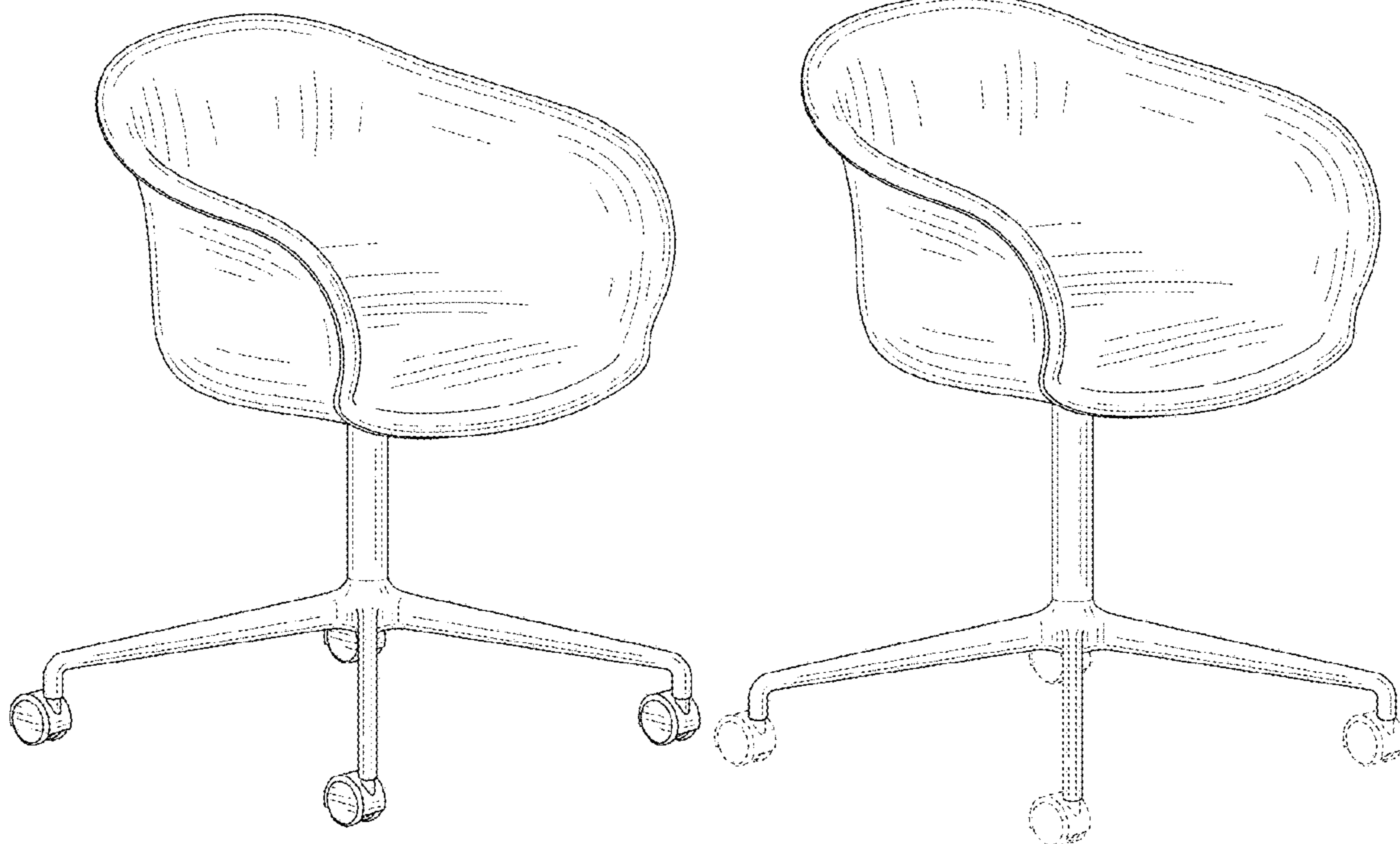
(57) **CLAIM**

I claim, the ornamental design for a chair, as shown and described.

**DESCRIPTION**


FIG. 1 is a perspective view of a chair, showing a first embodiment of my new design;  
FIG. 2 is a front view thereof;  
FIG. 3 is rear view thereof;  
FIG. 4 is a side view thereof;  
FIG. 5 is an opposite side view thereof;  
FIG. 6 is a top view thereof;  
FIG. 7 is a perspective view thereof, showing a second embodiment of my new design,  
FIG. 8 is a front view thereof;  
FIG. 9 is rear view thereof;  
FIG. 10 is a side view thereof;  
FIG. 11 is an opposite side view thereof; and,  
FIG. 12 is a top view thereof.  
The portions of the chair illustrated in broken lines form no part of the claimed design.

**1 Claim, 12 Drawing Sheets**





**FIG. 1**



**FIG. 2**



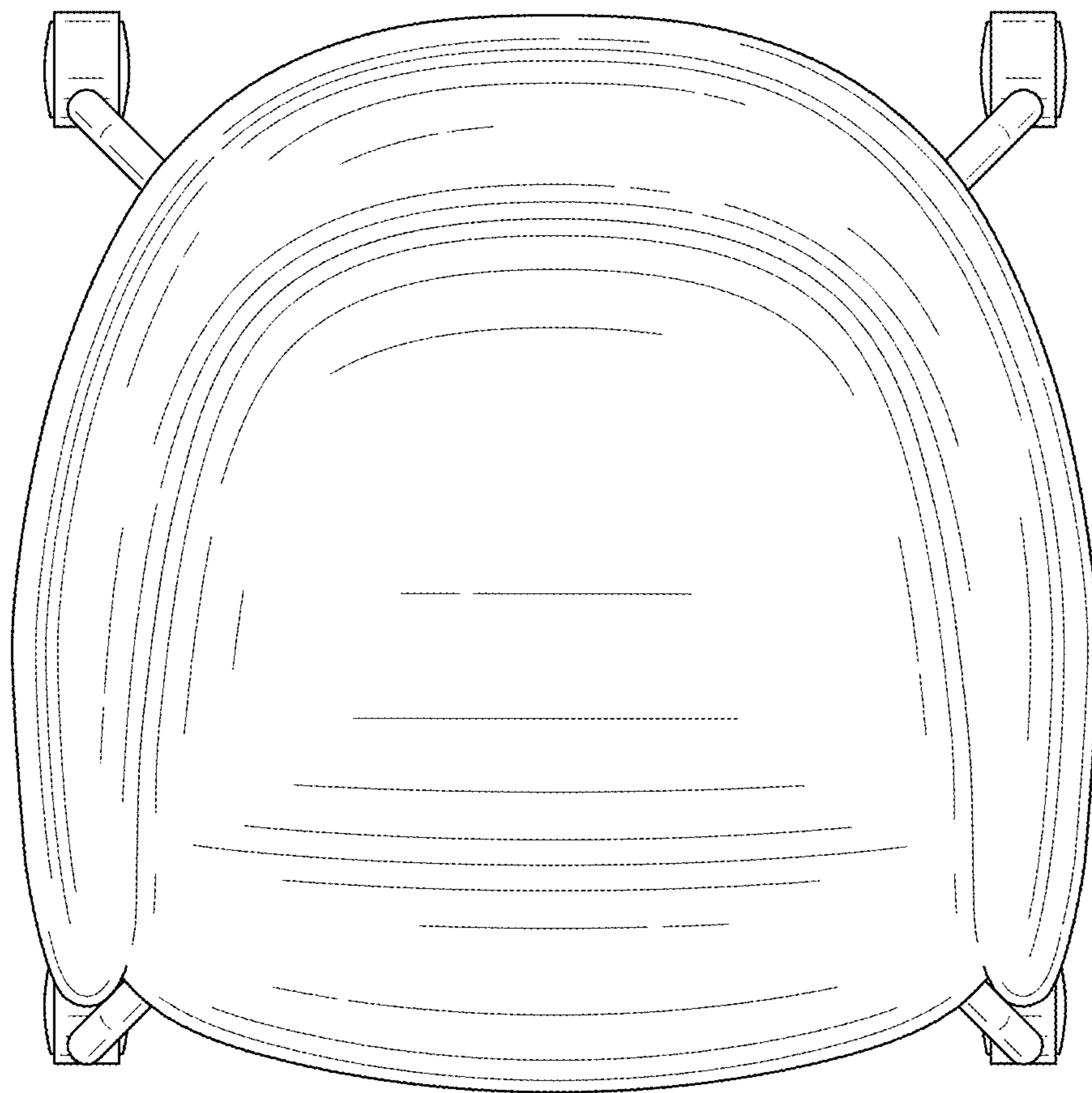
**FIG. 3**



FIG. 4



**FIG. 5**



**FIG. 6**



**FIG. 7**





**FIG. 8**



**FIG. 9**



**FIG. 10**



**FIG. 11**




FIG. 12