



US00D939202S

(12) **United States Design Patent** (10) **Patent No.:** **US D939,202 S**
Miles et al. (45) **Date of Patent:** **** Dec. 28, 2021**

(54) **FOOT SOCK**
(71) Applicant: **Gripjoy LLC**, Downers Grove, IL (US)
(72) Inventors: **Chad Miles**, Downers Grove, IL (US);
Alison Miles, Downers Grove, IL (US)
(**) Term: **15 Years**
(21) Appl. No.: **29/710,306**
(22) Filed: **Oct. 22, 2019**
(51) **LOC (13) Cl.** **02-04**
(52) **U.S. Cl.**
USPC **D2/980**; D2/989
(58) **Field of Classification Search**
USPC D2/960, 980, 981, 982-986, 989, 990,
D2/991, 992, 993, 994; D24/192
CPC A41B 11/00; A41B 11/001; A41B 11/002;
A41B 11/003; A41B 11/004; A41B
11/005; A41B 11/006; A41B 11/007;
A41B 11/008; A41B 11/01; A41B 11/02;
A41B 11/04; A41B 11/06; A41B 11/08;
A41B 11/10; A41B 11/12; A41B 11/121;
A41B 11/123; A43B 1/02; A43B 1/04;
A43B 1/009; A43B 13/22; A43B 13/26
See application file for complete search history.

8,220,077 B1 * 7/2012 Ott A41B 11/008
2/239
D707,034 S * 6/2014 Hennink D2/980
D744,741 S * 12/2015 Amis D2/980
D748,391 S * 2/2016 Cherneski D2/994
9,301,552 B2 * 4/2016 Dickson A61F 13/08
D773,796 S * 12/2016 Hobgood D2/980
D791,451 S * 7/2017 Vakili D2/920
D794,317 S * 8/2017 Stewart D2/994
D840,669 S * 2/2019 Carter D2/980
D866,139 S * 11/2019 Durflinger D2/953
D886,443 S * 6/2020 Hou D2/980

(Continued)

OTHER PUBLICATIONS

Amazon.com, Gripjoy Grip Socks, announced Jan. 7, 2019 [online],
[site visited Jun. 24, 2021]. Available from internet, URL: <https://www.amazon.com/Gripjoy-Grip-Socks-Women-Hospital/dp/B07MC2MTG2?th=1> (Year: 2019).*

Primary Examiner — Elizabeth J Oswecki
Assistant Examiner — Yelizaveta Y Masalimova
(74) *Attorney, Agent, or Firm* — Au LLC; Adam E. Urbanczyk

(57) **CLAIM**

The ornamental design for a foot sock, as shown and described.

DESCRIPTION

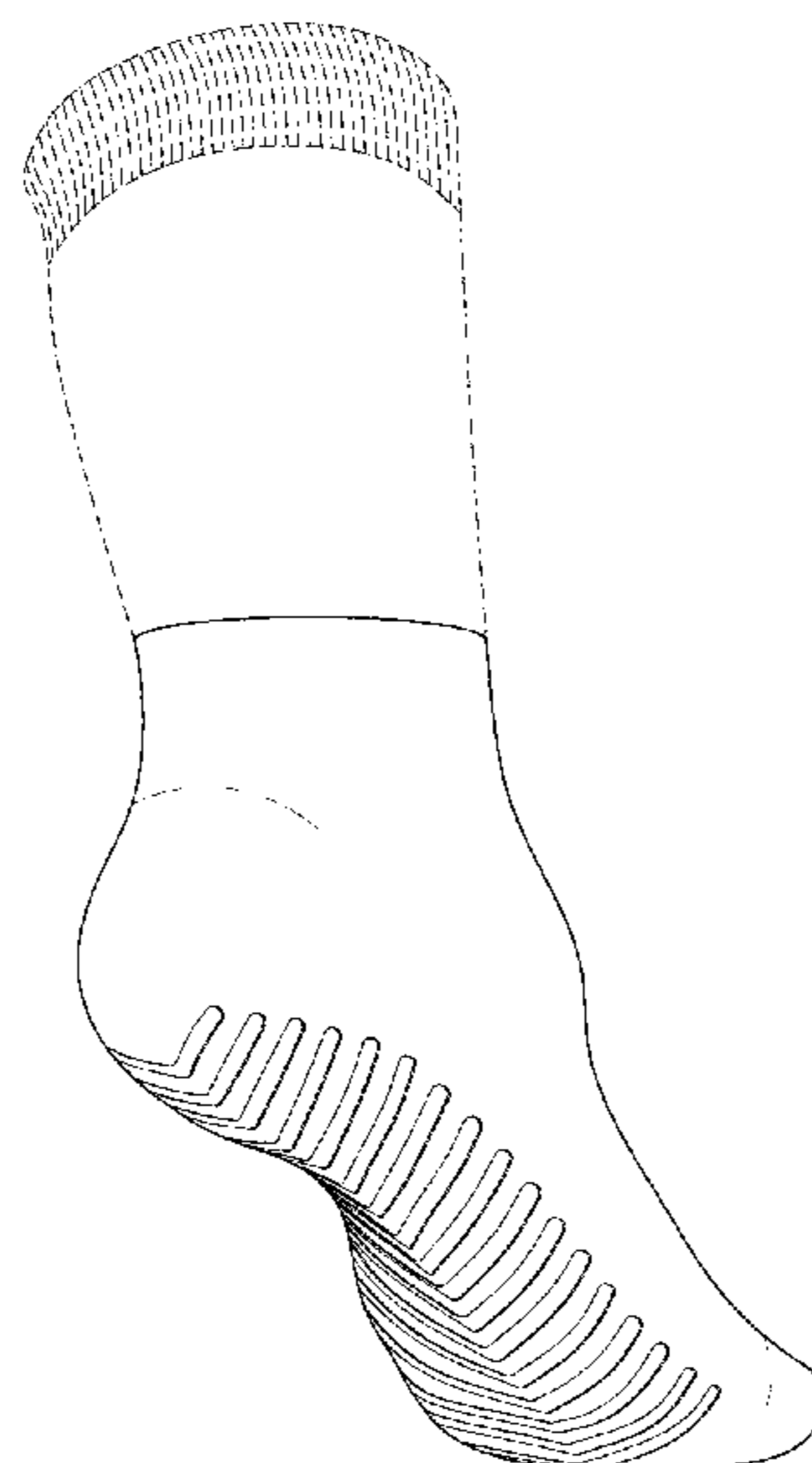
FIG. 1. is a bottom perspective view of a foot sock, showing our new design;
FIG. 2. is a front side view thereof;
FIG. 3. is a rear side view thereof;
FIG. 4. is a left side view thereof;
FIG. 5. is a right side view thereof;
FIG. 6. is a top view thereof; and,
FIG. 7. is a bottom view thereof.
The broken lines depicting an upper region of the foot sock in FIGS. 1-6 form no part of the claim.

1 Claim, 7 Drawing Sheets

(56) **References Cited**

U.S. PATENT DOCUMENTS

1,805,035 A * 5/1931 Branley D04B 1/104
66/178 R
D275,715 S * 10/1984 Boone D2/919
D292,345 S * 10/1987 Hubbard D2/919
D305,384 S * 1/1990 Hubbard D2/919
D308,747 S * 6/1990 Brinker D2/946
D308,905 S * 7/1990 Brinker D2/946
D428,688 S * 8/2000 Egelja D2/951
6,275,997 B1 * 8/2001 Richardson A41B 11/005
2/239
D559,526 S * 1/2008 Schilliro' D2/980
D647,294 S * 10/2011 Thelin D2/981



(56)

References Cited

U.S. PATENT DOCUMENTS

D898,339 S * 10/2020 Prybella D2/980
2005/0107728 A1* 5/2005 Veters A41B 11/008
602/23
2005/0144703 A1* 7/2005 Hilbert A41B 11/008
2/239
2014/0331387 A1* 11/2014 Hennings A41B 11/003
2/239
2016/0340813 A1* 11/2016 Amis A41B 11/003
2019/0239572 A1* 8/2019 Abbey A41B 11/02

* cited by examiner

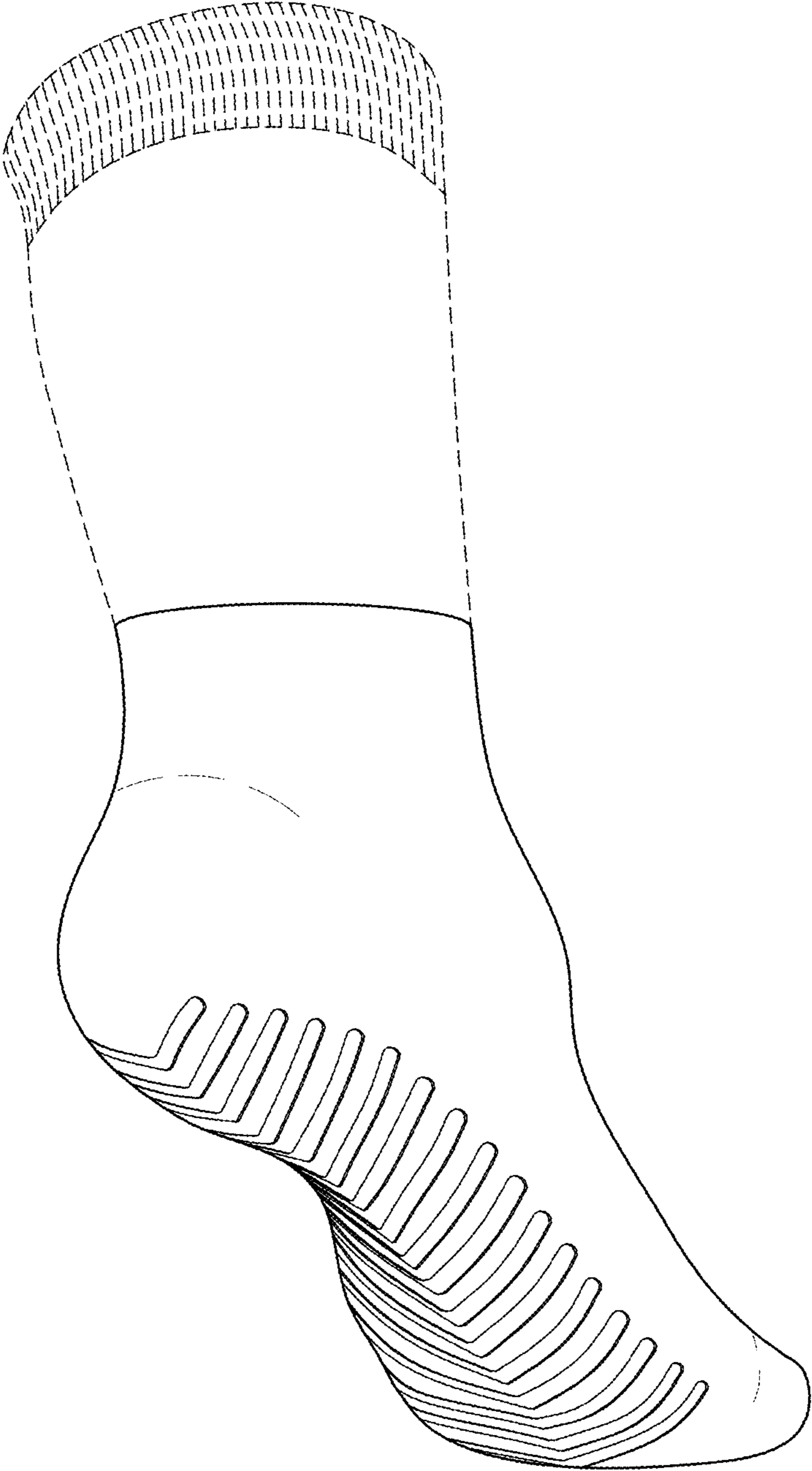


FIG. 1

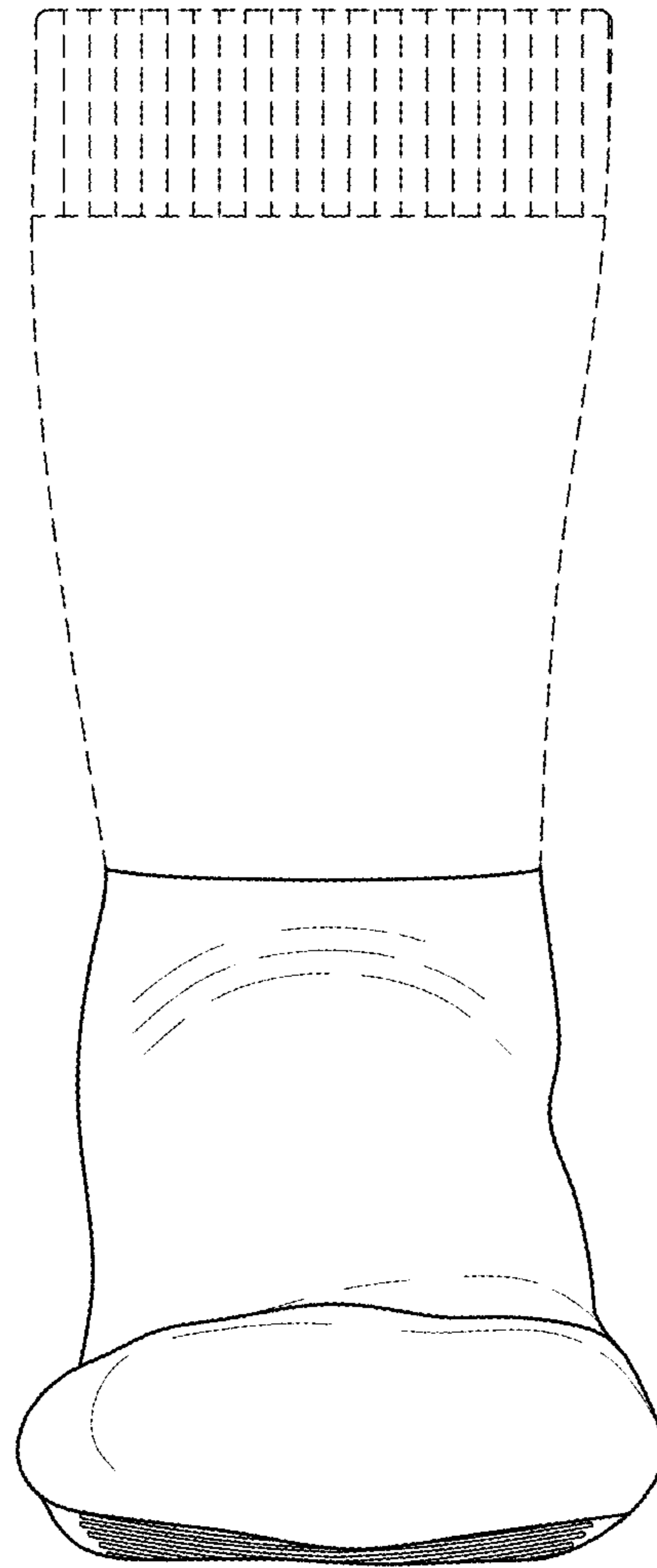


FIG. 2

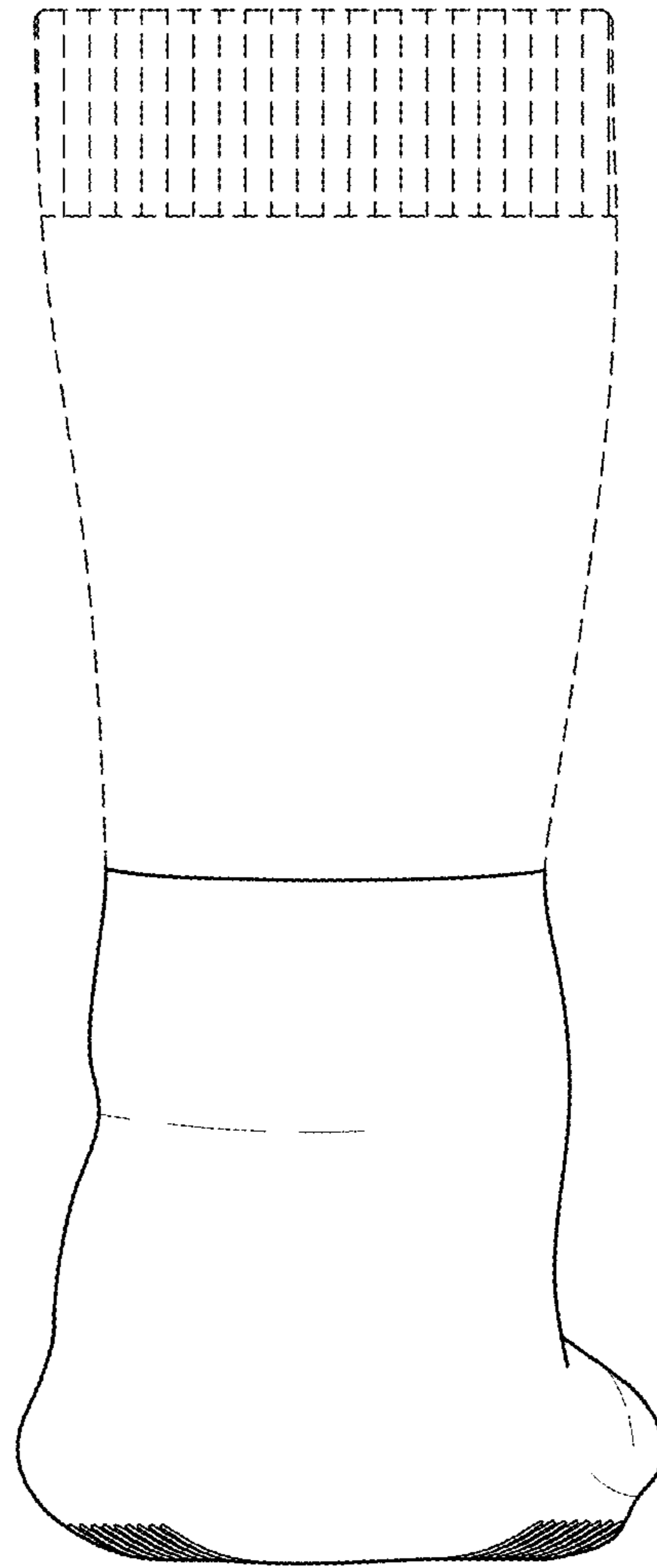


FIG. 3




FIG. 4



FIG. 5

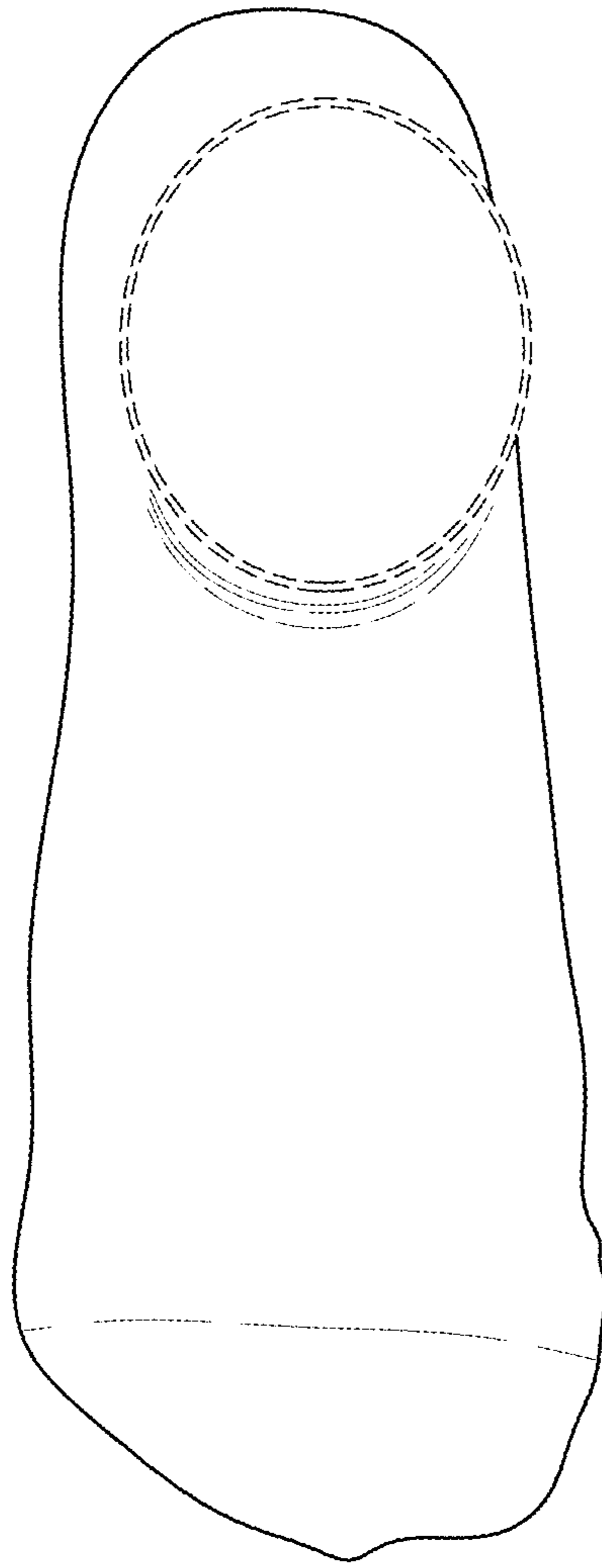


FIG. 6

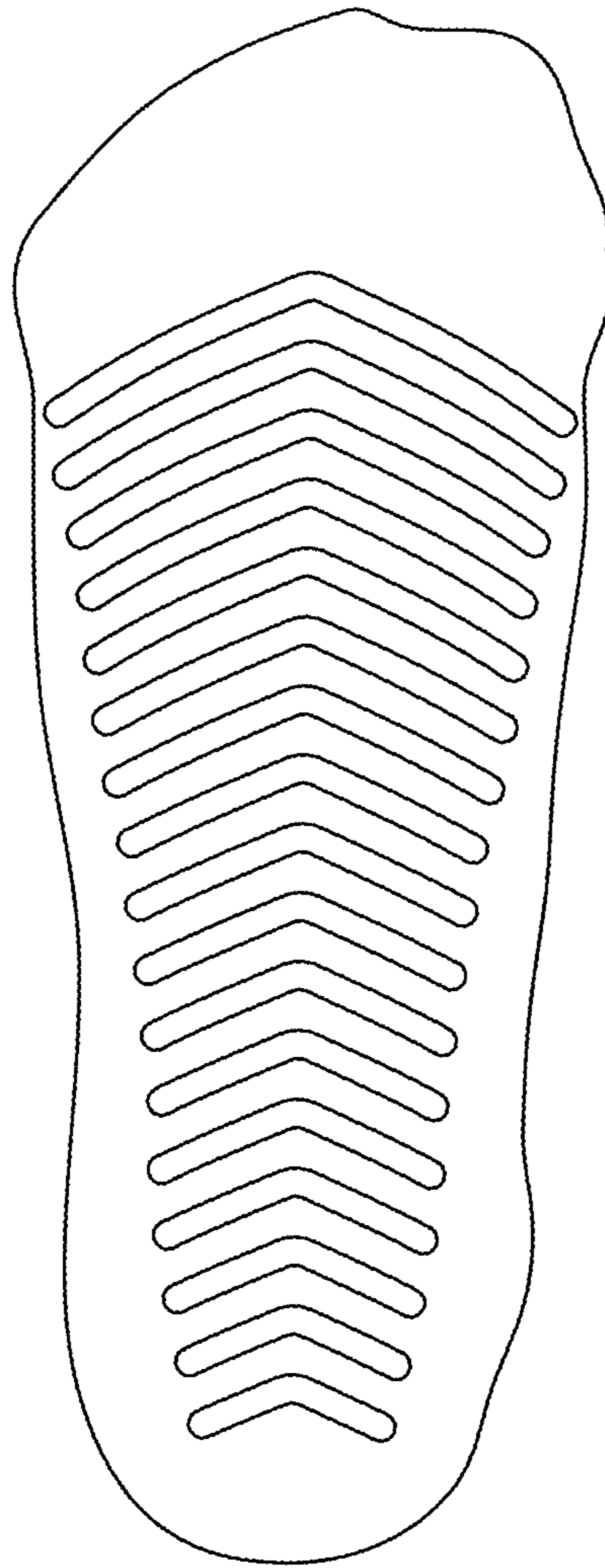


FIG. 7