



US00D939173S

(12) **United States Design Patent** (10) **Patent No.:** **US D939,173 S**
Zhang (45) **Date of Patent:** **** Dec. 21, 2021**

(54) **VINYL WEEDING SCRAP COLLECTOR**

(71) Applicant: **SHENZHEN HUWANG SILICONE RUBBER PRODUCTS CO., LTD.,**
Shenzhen (CN)

(72) Inventor: **Haisheng Zhang,** Hefei (CN)

(73) Assignee: **SHENZHEN HUWANG SILICONE RUBBER PRODUCTS CO., LTD.,**
Shenzhen (CN)

(**) Term: **15 Years**

(21) Appl. No.: **29/764,386**

(22) Filed: **Dec. 30, 2020**

(51) **LOC (13) Cl.** **09-09**

(52) **U.S. Cl.**
USPC **D34/4**

(58) **Field of Classification Search**
USPC D34/1, 4, 5, 6; D21/694
CPC B65F 1/06; B65F 1/006; B65F 1/10; B65F 1/16; B65F 1/1607; B65F 1/67; B65F 1/02; B65F 1/14; B65F 1/062; B65F 1/004; A61G 7/1011; A61G 7/1017; A61G 7/1046; A61G 7/1021; A61G 5/1059; A61G 5/0858; B62B 3/144; B62B 3/146; B62B 5/069; B62B 7/04; B62B 7/006; B62B 7/008; B62B 7/145; A47C 27/00; B65D 25/24

See application file for complete search history.

(56) **References Cited**

U.S. PATENT DOCUMENTS

4,019,709 A * 4/1977 Mason B65D 25/24
248/150
D340,367 S * 10/1993 Mansson D11/149
D421,167 S * 2/2000 Bacon D34/1

D528,257 S * 9/2006 Leclerc D34/1
D799,774 S * 10/2017 Dror D34/1
D802,999 S * 11/2017 Walbroel D7/515
D859,768 S * 9/2019 Mazor D34/1
D889,060 S * 6/2020 Dror D34/1
2006/0096995 A1* 5/2006 Liang B65D 81/365
220/630
2016/0120337 A1* 5/2016 Cruz A47F 3/145
206/457

OTHER PUBLICATIONS

Google asearch Oct. 26, 2021, Made-in-China Football shaped automatic sensor waste can, <https://eco-supplier.en.made-in-china.com/productimage/wSzmOVbvucB-2f1j00tKhTDeClbBoV> (Year: 2021).*

* cited by examiner

Primary Examiner — Cynthia Ramirez

(57) **CLAIM**

The ornamental design for a vinyl weeding scrap collector, as shown and described.

DESCRIPTION

FIG. 1 is a perspective view of a vinyl weeding scrap collector showing my new design; FIG. 2 is another perspective view thereof; FIG. 3 is a front elevational view thereof; FIG. 4 is a rear elevational view thereof; FIG. 5 is a left side elevational view thereof; FIG. 6 is a right side elevational view thereof; FIG. 7 is a top plan view thereof; and, FIG. 8 is a bottom plan view thereof. The broken lines in the drawings depict portions of the vinyl weeding scrap collector that form no part of the claimed design.

1 Claim, 8 Drawing Sheets






FIG. 1

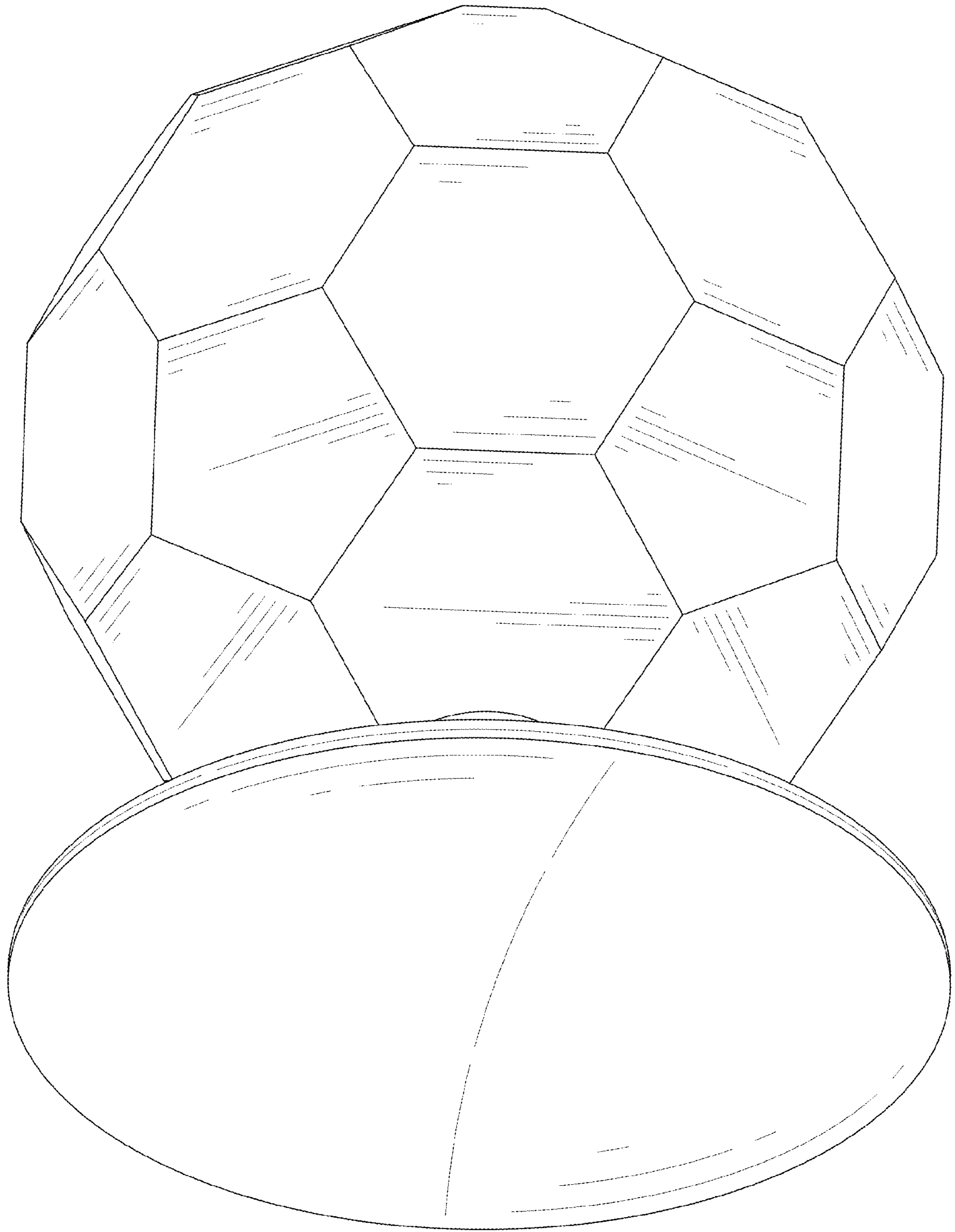


FIG. 2




FIG. 3




FIG. 4

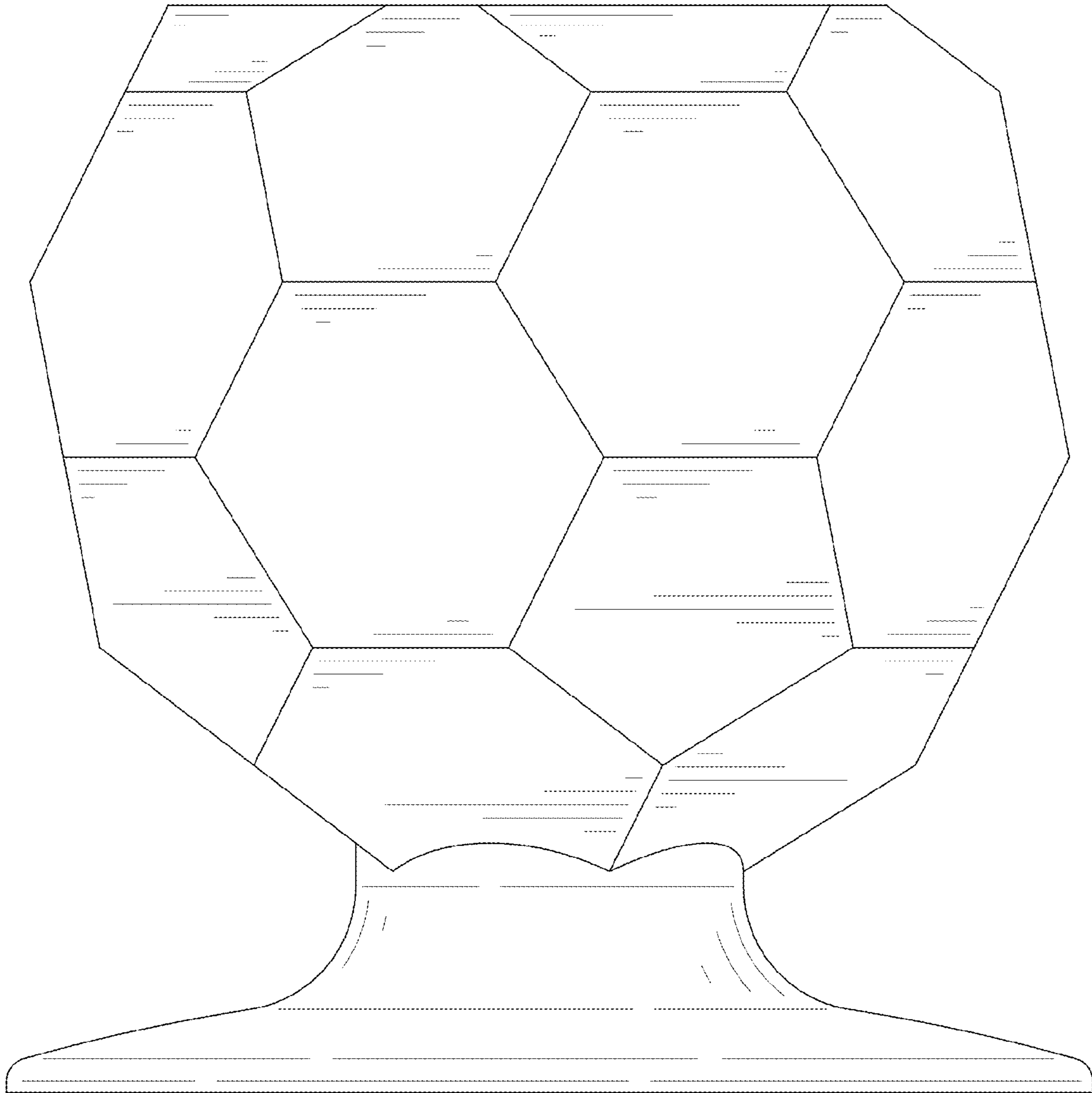


FIG. 5

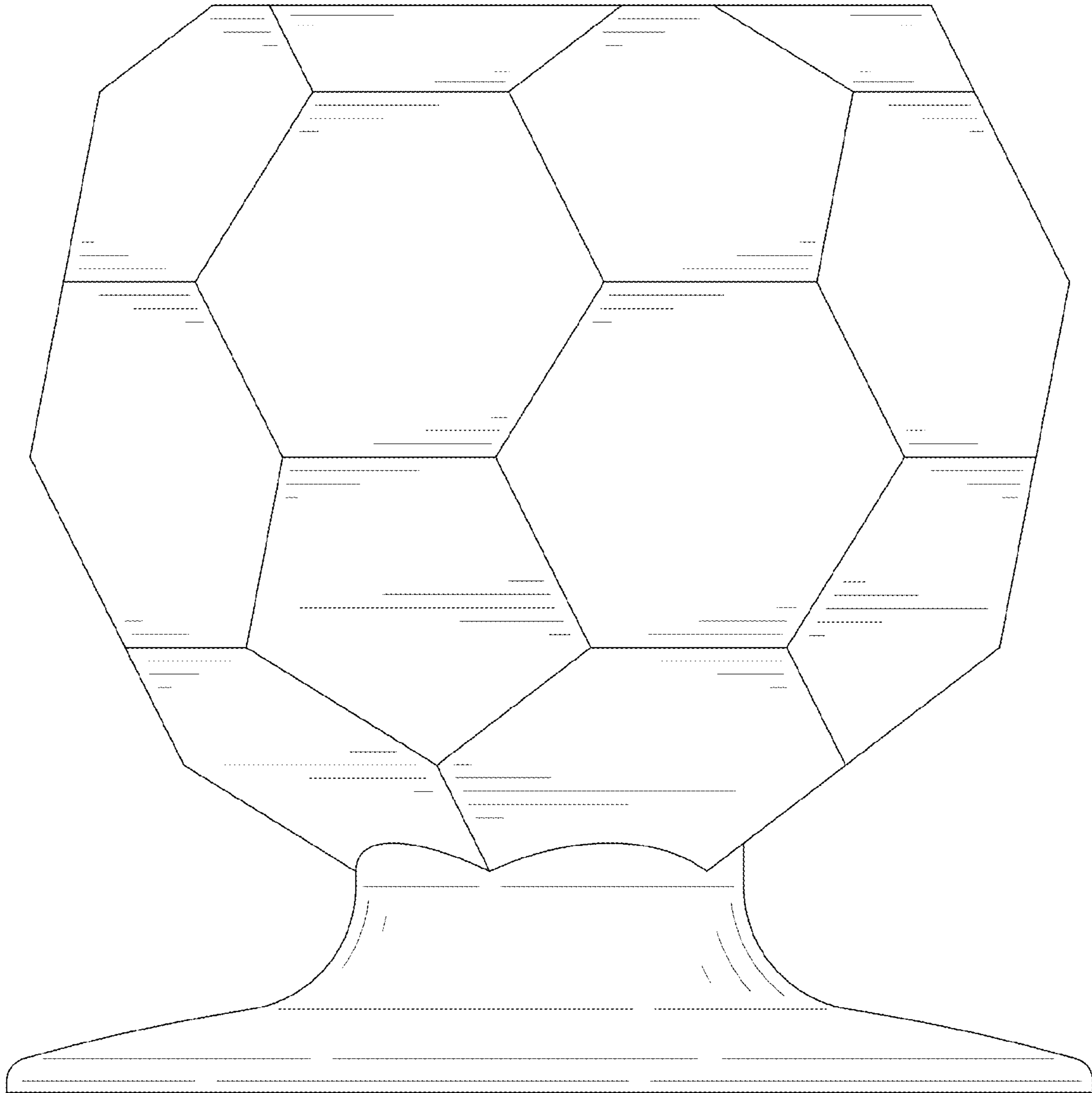


FIG. 6




FIG. 7




FIG. 8