



US00D939164S

(12) **United States Design Patent** (10) **Patent No.:** **US D939,164 S**
Lee et al. (45) **Date of Patent:** **** Dec. 21, 2021**

(54) **VACUUM CLEANER SUCTION NOZZLE**

(71) Applicant: **Byung Dae Lee**, Cumming, GA (US)

(72) Inventors: **Byung Dae Lee**, Cumming, GA (US);
Ensam Lee, Brooklyn, NY (US); **Enbe Lee**, Brooklyn, NY (US)

(73) Assignee: **Byung Dae Lee**, Cumming, GA (US)

(**) Term: **15 Years**

(21) Appl. No.: **29/739,742**

(22) Filed: **Jun. 29, 2020**

(30) **Foreign Application Priority Data**

Feb. 17, 2020 (KR) 30-2020-0006863

(51) **LOC (13) Cl.** **15-05**

(52) **U.S. Cl.**
USPC **D32/32**

(58) **Field of Classification Search**
USPC D32/17-25, 31-34
CPC A47L 7/00; A47L 9/02; A47L 5/24; A47L 5/26; A47L 5/28; A47L 9/102; A47L 9/1608; A47L 9/1683; A47L 9/2857; A47L 5/30; A47L 9/00; A47L 9/04; A47L 9/0461; A47L 9/06; A47L 9/0488; A47L 11/00; A47L 11/20; A47L 11/40
See application file for complete search history.

(56) **References Cited**

U.S. PATENT DOCUMENTS

D200,093 S * 1/1965 Frost D32/32
D217,285 S * 4/1970 Anderson D32/31
D303,856 S * 10/1989 Yuen D32/18

D312,153 S * 11/1990 Kwong D32/18
D322,341 S * 12/1991 Zito D32/32
D405,929 S * 2/1999 Sovis D32/22
D509,332 S * 9/2005 White D32/32
D526,102 S * 8/2006 Adams D32/32
D620,210 S * 7/2010 Franzino D32/23
D652,188 S * 1/2012 Escobar D32/32
D658,832 S * 5/2012 Eden D32/32
D775,772 S * 1/2017 Lee D32/31
D792,670 S * 7/2017 Lambert D32/31
D806,967 S * 1/2018 Lambert D32/31
10,433,690 B2 * 10/2019 Nieschwitz A47L 9/02
10,646,085 B2 * 5/2020 Vatalaro A47L 9/242
D923,268 S * 6/2021 Reed D32/32
D923,269 S * 6/2021 Reed D32/32
2012/0054979 A1 * 3/2012 Dant A47L 9/068
15/347
2021/0212532 A1 * 7/2021 Enning A47L 5/38

* cited by examiner

Primary Examiner — Kimberly Barnes

(74) *Attorney, Agent, or Firm* — Dinsmore & Shohl LLP; Yongsok Choi, Esq.

(57) **CLAIM**

The ornamental design for a vacuum cleaner suction nozzle, as shown and described.

DESCRIPTION

FIG. 1 is a perspective view of a vacuum cleaner suction nozzle showing our new design; FIG. 2 is a front view thereof; FIG. 3 is a rear view thereof; FIG. 4 is a left side view thereof; FIG. 5 is a right side view thereof; FIG. 6 is a top plan view thereof; and, FIG. 7 is a bottom plan view thereof.

1 Claim, 6 Drawing Sheets

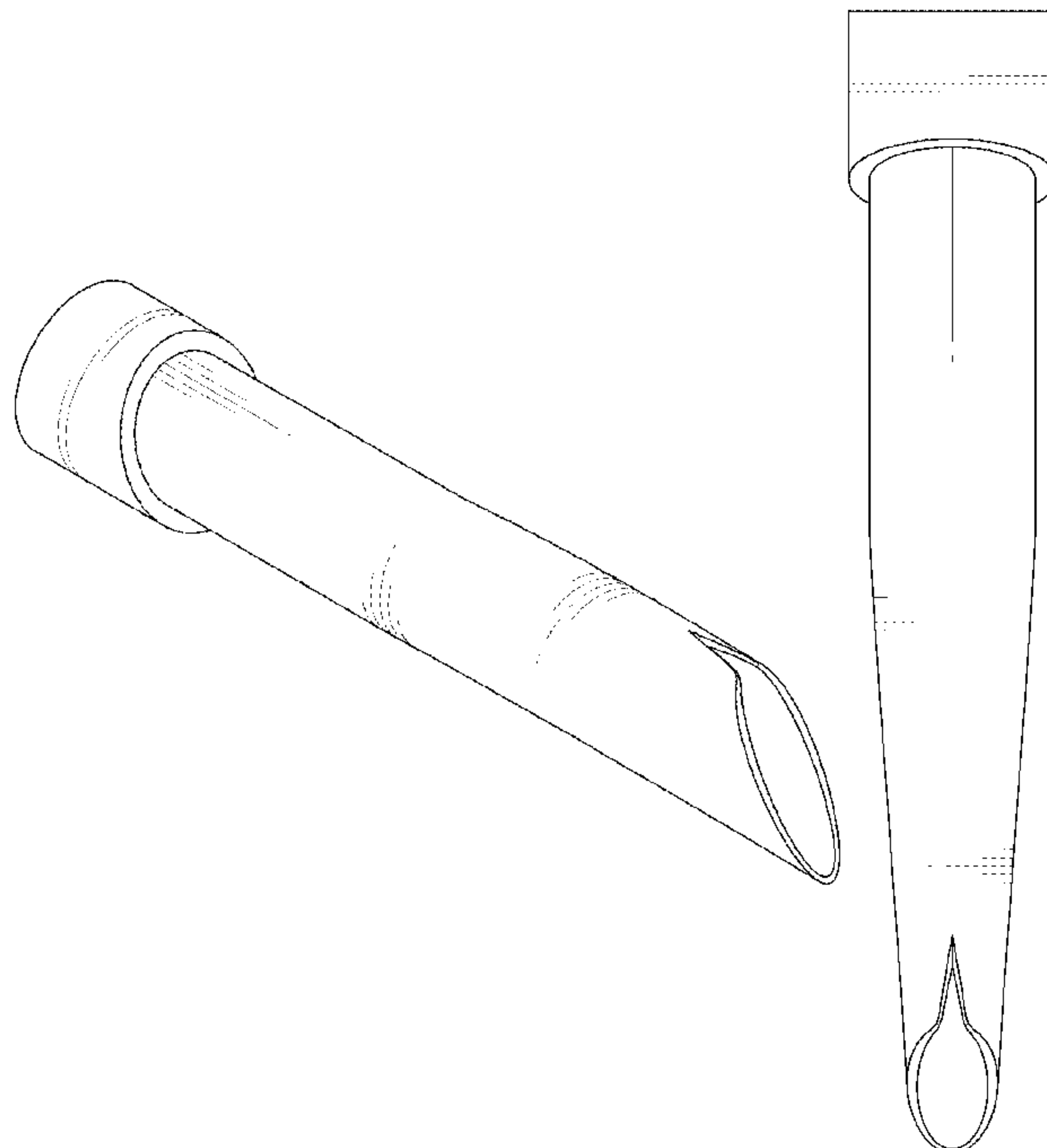


FIG. 1

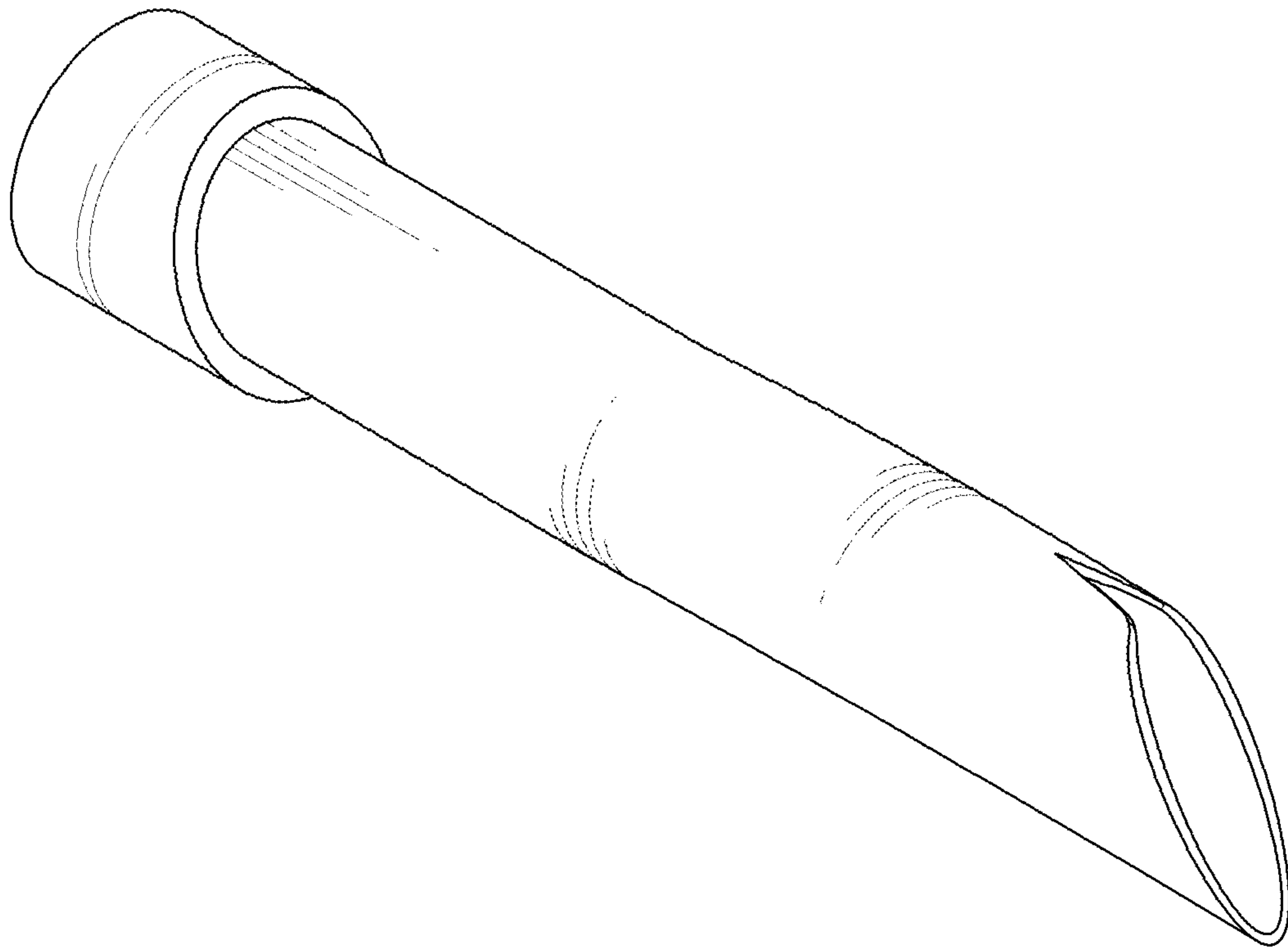


FIG. 2

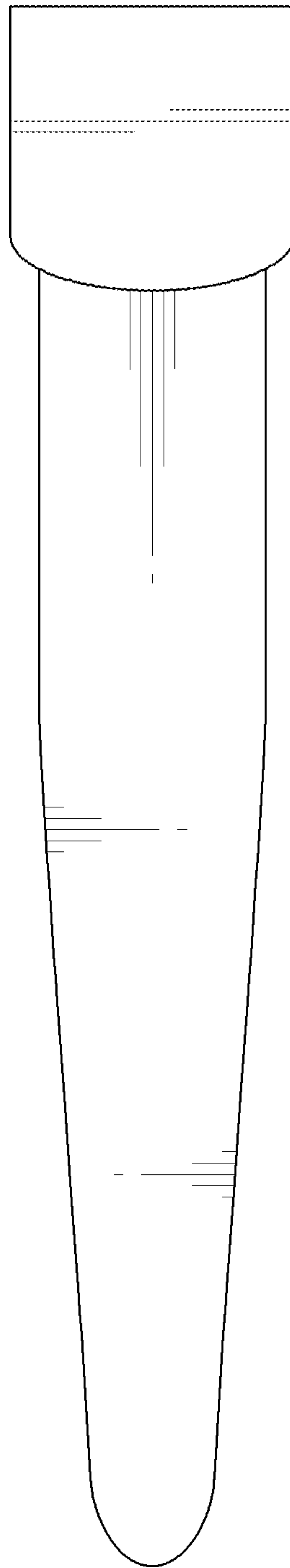


FIG. 3

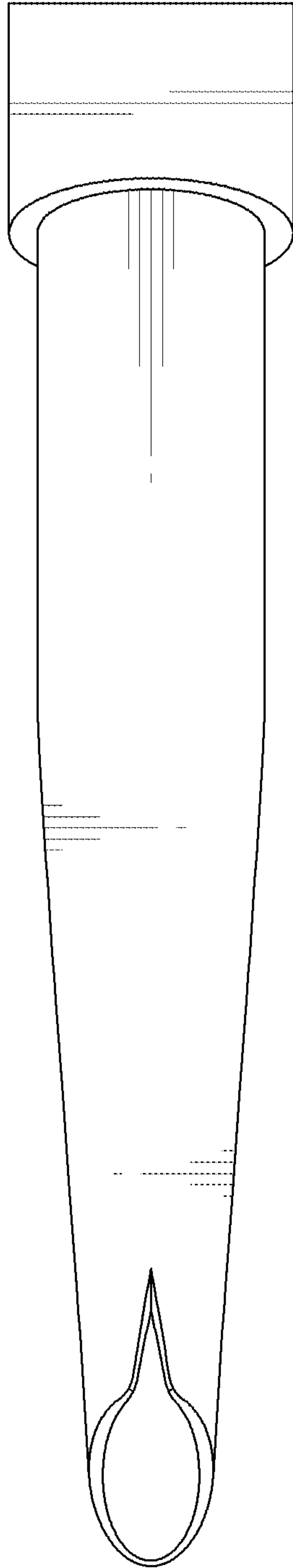


FIG. 4

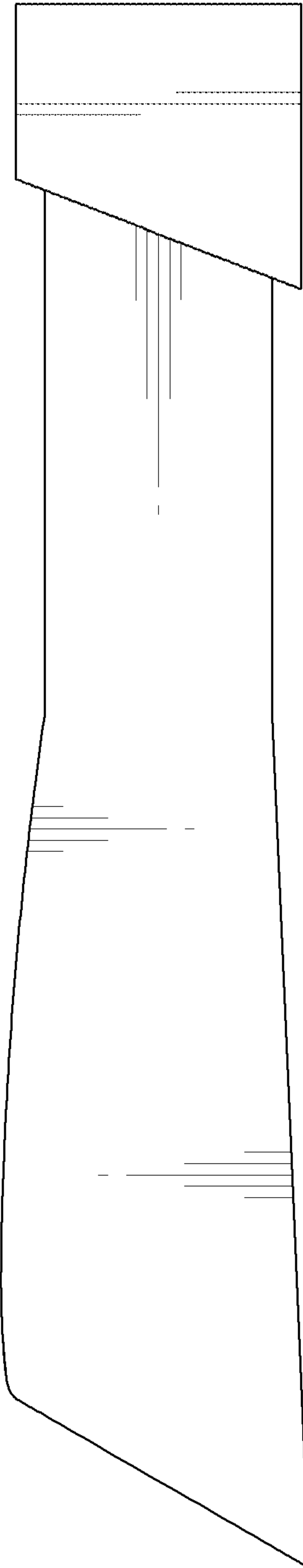


FIG. 5

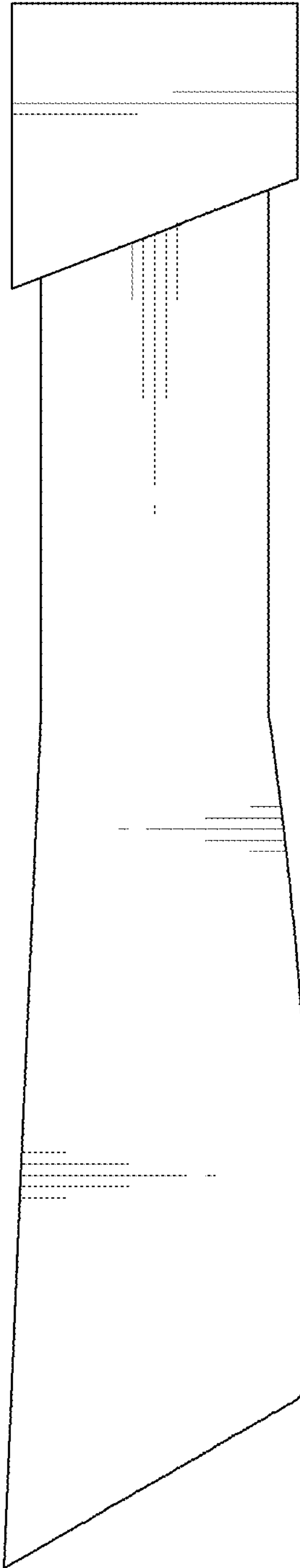


FIG. 6

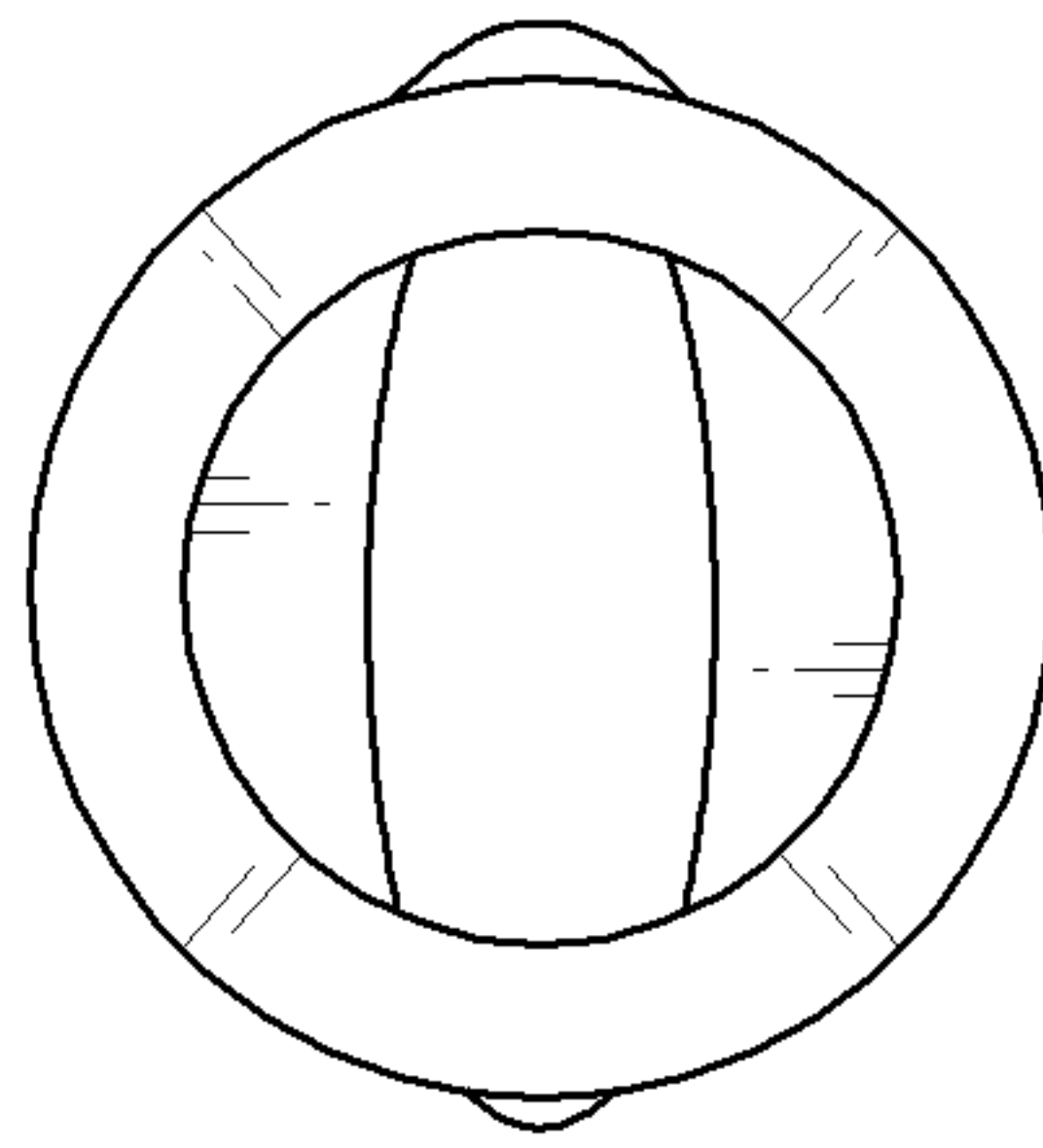


FIG. 7

