



US00D939152S

(12) **United States Design Patent**
Guo

(10) **Patent No.:** **US D939,152 S**

(45) **Date of Patent:** **** Dec. 21, 2021**

- (54) **PET CARRIER**
- (71) Applicant: **ZeShan Guo**, Jiangsu Province (CN)
- (72) Inventor: **ZeShan Guo**, Jiangsu Province (CN)
- (73) Assignee: **GLOBEGOU WZ CO., LTD.**,
Zhejiang (CN)
- (**) Term: **15 Years**
- (21) Appl. No.: **29/763,048**
- (22) Filed: **Dec. 21, 2020**
- (51) **LOC (13) Cl.** **30-02**
- (52) **U.S. Cl.**
USPC **D30/109**
- (58) **Field of Classification Search**
USPC D30/108–120; D3/201, 203.1, 203.6,
D3/203.7, 213, 216, 217, 232, 235, 242,
D3/243, 245–246, 273, 276, 269, 271.2,
D3/274, 283, 289–290, 301, 303, 900,
D3/902, 904
CPC ... A01K 1/00; A01K 1/01; A01K 1/02; A01K
1/03; A01K 31/00; A01K 31/06; A01K
31/07; A01K 31/08; A01K 31/14; A01K
31/18; A01K 5/00; A01K 29/00; A47K
11/02; A45C 3/00; A45C 3/06; A45C
2003/008; A45C 2003/007; A45F 3/00;
A45F 3/04; A45F 3/02
See application file for complete search history.

4,805,748 A *	2/1989	Gerch	A45C 3/00	150/163
D317,081 S *	5/1991	King	D3/287	
D524,995 S *	7/2006	Dudas	D30/109	
D688,457 S *	8/2013	Harris	D3/285	
D688,458 S *	8/2013	Harris	D3/285	
D800,443 S *	10/2017	Burton	D3/203.1	
D800,444 S *	10/2017	Burton	D3/203.1	
D804,738 S	12/2017	Nourollah			
D818,204 S	5/2018	Renforth			
D853,661 S	7/2019	Lin			
D883,659 S	5/2020	Lu			
D884,982 S	5/2020	Lu			
D886,389 S	6/2020	Lu			
D903,204 S	11/2020	Li			
D903,205 S	11/2020	Ma			
2011/0005467 A1 *	1/2011	Siklosi	A01K 1/0254	119/497

* cited by examiner

Primary Examiner — Sheryl Lane
Assistant Examiner — Aula Soroush

(57) **CLAIM**

The ornamental design for a pet carrier, as shown and described.

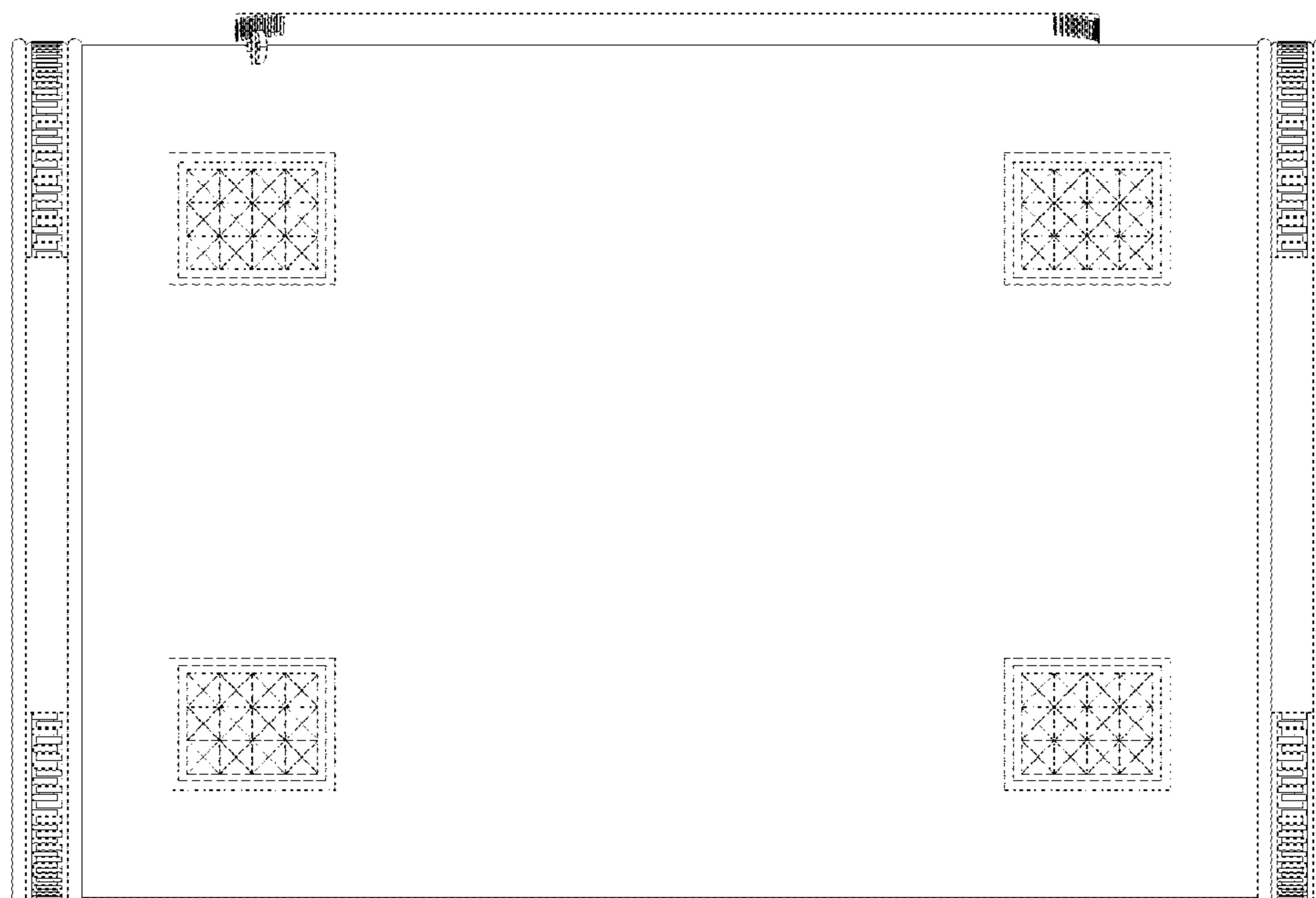
DESCRIPTION

FIG. 1 is a bottom plan view of a pet carrier showing my new design;
 FIG. 2 is a right side elevation view thereof;
 FIG. 3 is a left side elevation view thereof;
 FIG. 4 is a perspective view thereof;
 FIG. 5 is a front elevation view thereof;
 FIG. 6 is a rear elevation view thereof; and,
 FIG. 7 is a top plan view thereof.
 The broken lines in the drawings illustrate portions of the pet carrier, that form no part of the claimed design.

1 Claim, 7 Drawing Sheets

(56) **References Cited**
U.S. PATENT DOCUMENTS

4,488,624 A *	12/1984	Myers	A45C 3/00	190/120
D280,362 S *	9/1985	Allen	D3/286	



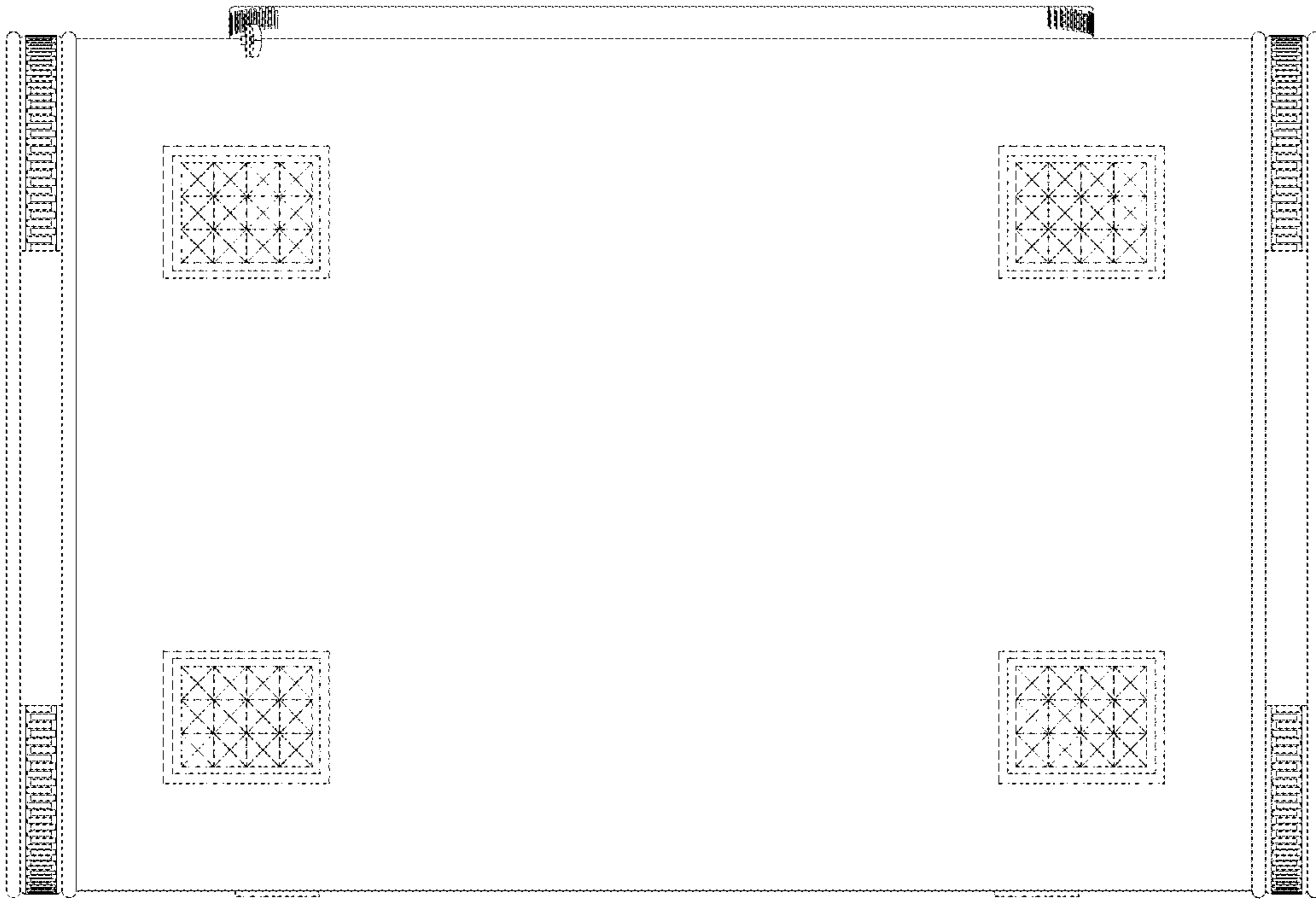


FIG. 1

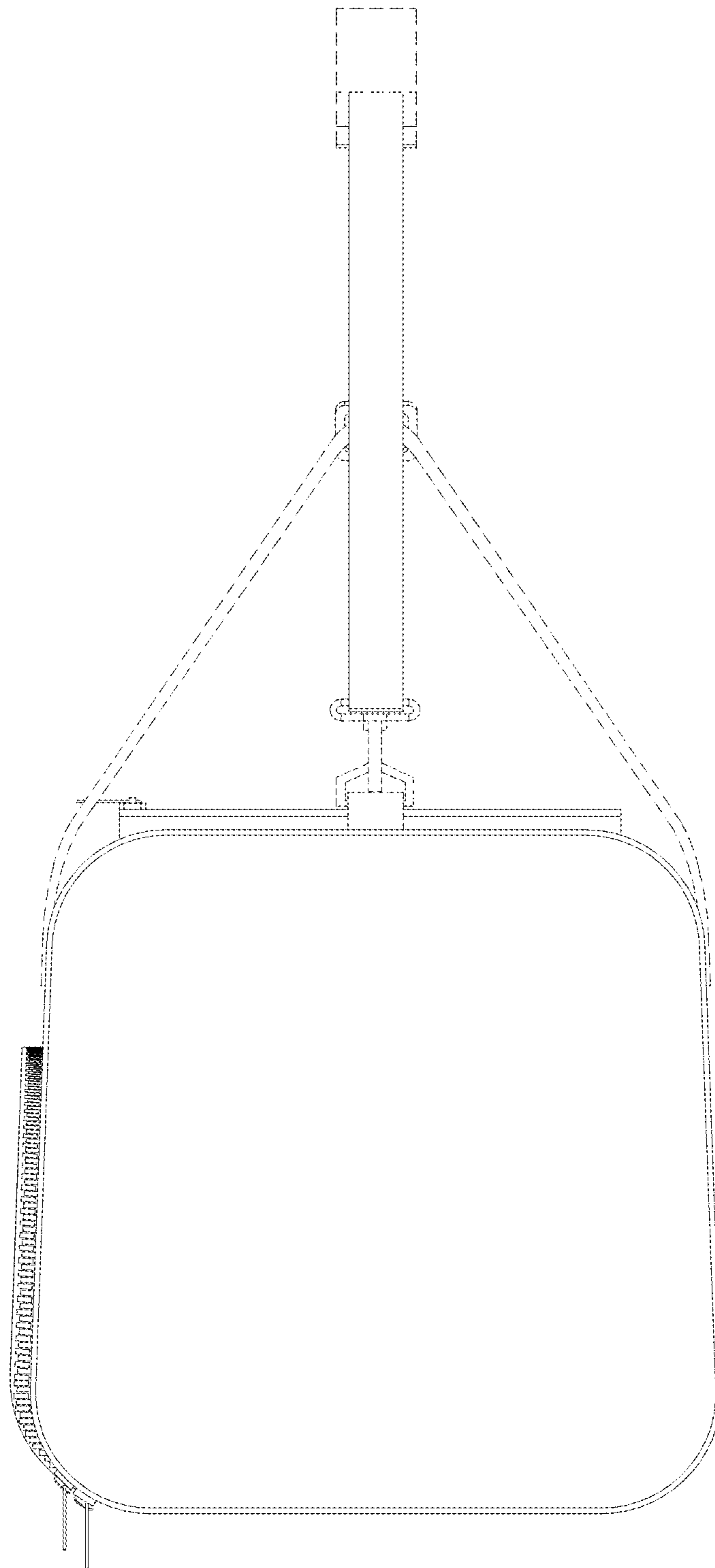


FIG. 2

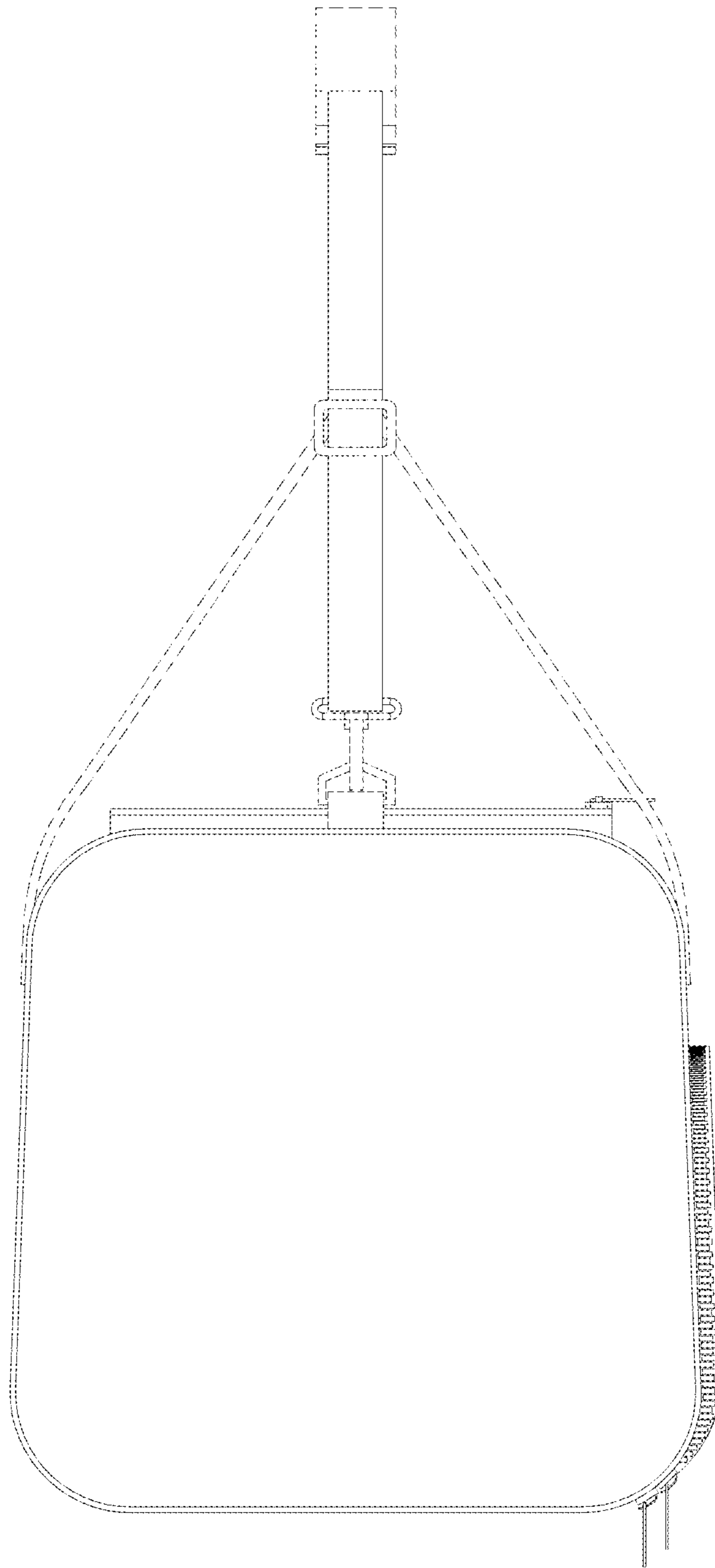


FIG. 3



FIG. 4

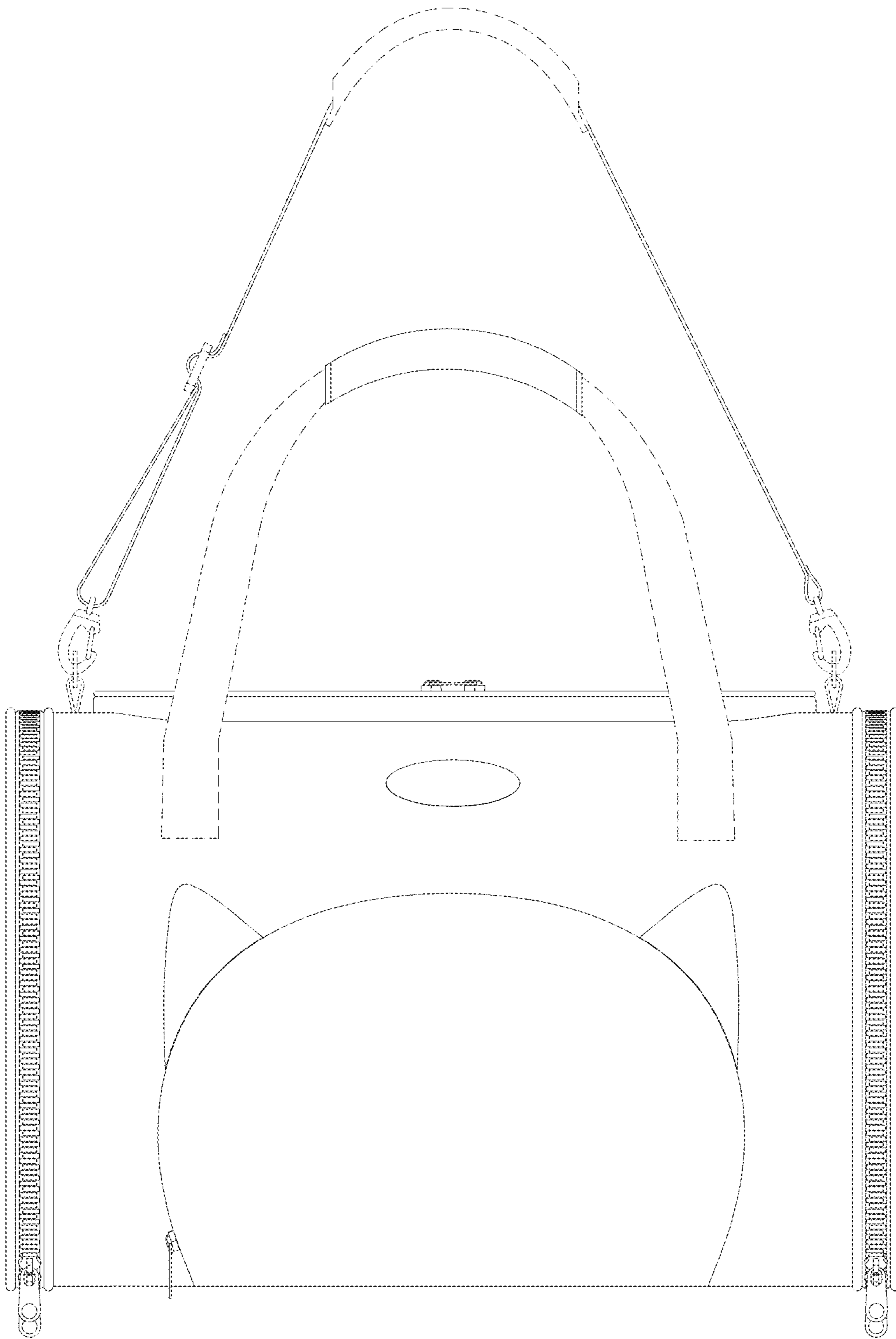


FIG. 5



FIG. 6

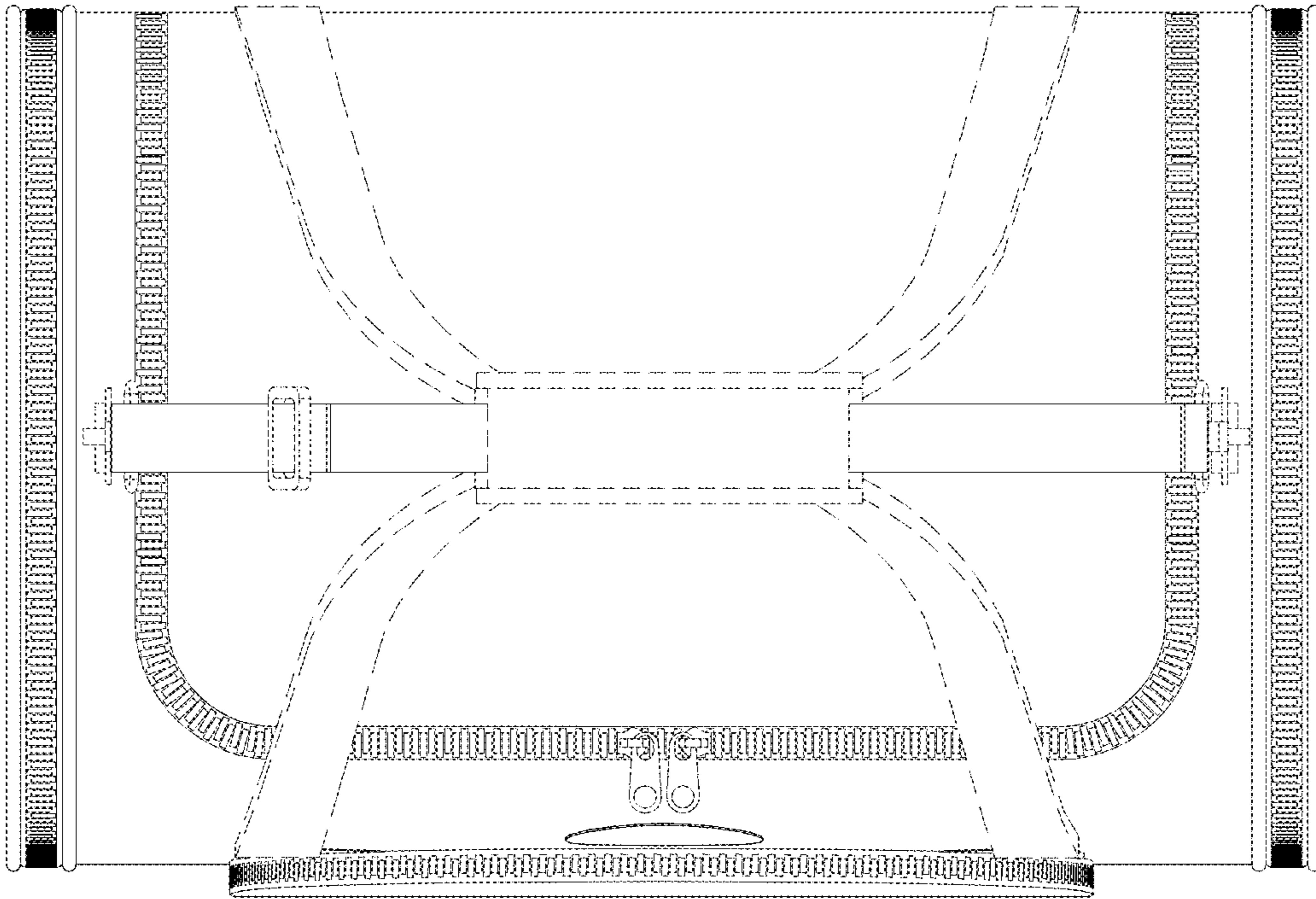


FIG. 7