



US00D939149S

(12) **United States Design Patent** (10) **Patent No.:** **US D939,149 S**
Bell (45) **Date of Patent:** **** Dec. 21, 2021**

(54) **AMBIDEXTROUS DISHWASHING GLOVE**

(71) Applicant: **Eric Walker Bell**, Houston, TX (US)

(72) Inventor: **Eric Walker Bell**, Houston, TX (US)

(**) Term: **15 Years**

(21) Appl. No.: **29/731,504**

(22) Filed: **Apr. 15, 2020**

(51) **LOC (13) Cl.** **02-06**

(52) **U.S. Cl.**

USPC **D29/117.2**

(58) **Field of Classification Search**

USPC ... D29/113, 115, 116.1, 116.2, 116.3, 117.1,
D29/117.2, 119; D2/617

CPC A41D 19/015; A41D 2600/20; A41D
2600/10; A41D 19/0044; A41D 19/00;
A41D 19/0055; A41D 19/0003; A41D
13/087; A41D 31/04; A41D 31/10; A63B
71/143; A63B 71/146; A63B 21/4019

See application file for complete search history.

(56) **References Cited**

U.S. PATENT DOCUMENTS

D612,998 S *	3/2010	Kishihara	D29/117.2
D704,381 S *	5/2014	Koga	D29/117.2
D779,130 S *	2/2017	Sood	D29/117.2
D816,291 S *	5/2018	Chou	D2/617
D829,386 S *	9/2018	Koga	D29/117.1
2013/0219588 A1 *	8/2013	Nakagawa	A41D 19/01558 2/168
2016/0050993 A1 *	2/2016	Sood	A41D 19/01558 2/161.8

OTHER PUBLICATIONS

Dishwashing Gloves With Scrubber, posted at lifemansion.com, posting date not given, [online], [site visited May 21, 2021]. Available from Internet, URL: <https://lifemansion.com/products/dishwashing-gloves-with-scrubber> (Year: 2021).*

MAS18040 CleanGreen Microfiber Cleaning and Dusting Gloves, posted at amazon.com, posting date Sep. 13, 2012, [online], [site visited May 21, 2021]. Available from Internet, URL: <https://www.amazon.com/MAS18040-CleanGreen-Microfiber-Cleaning-Dusting-dp/B000TTZZ2G/> (Year: 2012).*

* cited by examiner

Primary Examiner — George D. Kirschbaum

Assistant Examiner — Maria J. Edwards

(57) **CLAIM**

The ornamental design for an ambidextrous dishwashing glove, as shown and described.

DESCRIPTION

FIG. 1 is a top plan view of an ambidextrous dishwashing glove showing my new design in a laid flat condition, the bottom plan view being a mirror image thereof;

FIG. 2 is a top plan view thereof, shown worn on a right hand with the fingers in a splayed and curled condition;

FIG. 3 is a left elevation view thereof;

FIG. 4 is a right side elevation view thereof;

FIG. 5 is a front elevation view thereof; and,

FIG. 6 is a rear elevation view thereof.

The broken lines in FIG. 6 illustrate a boundary of the claim and form no part of the claim.

1 Claim, 4 Drawing Sheets

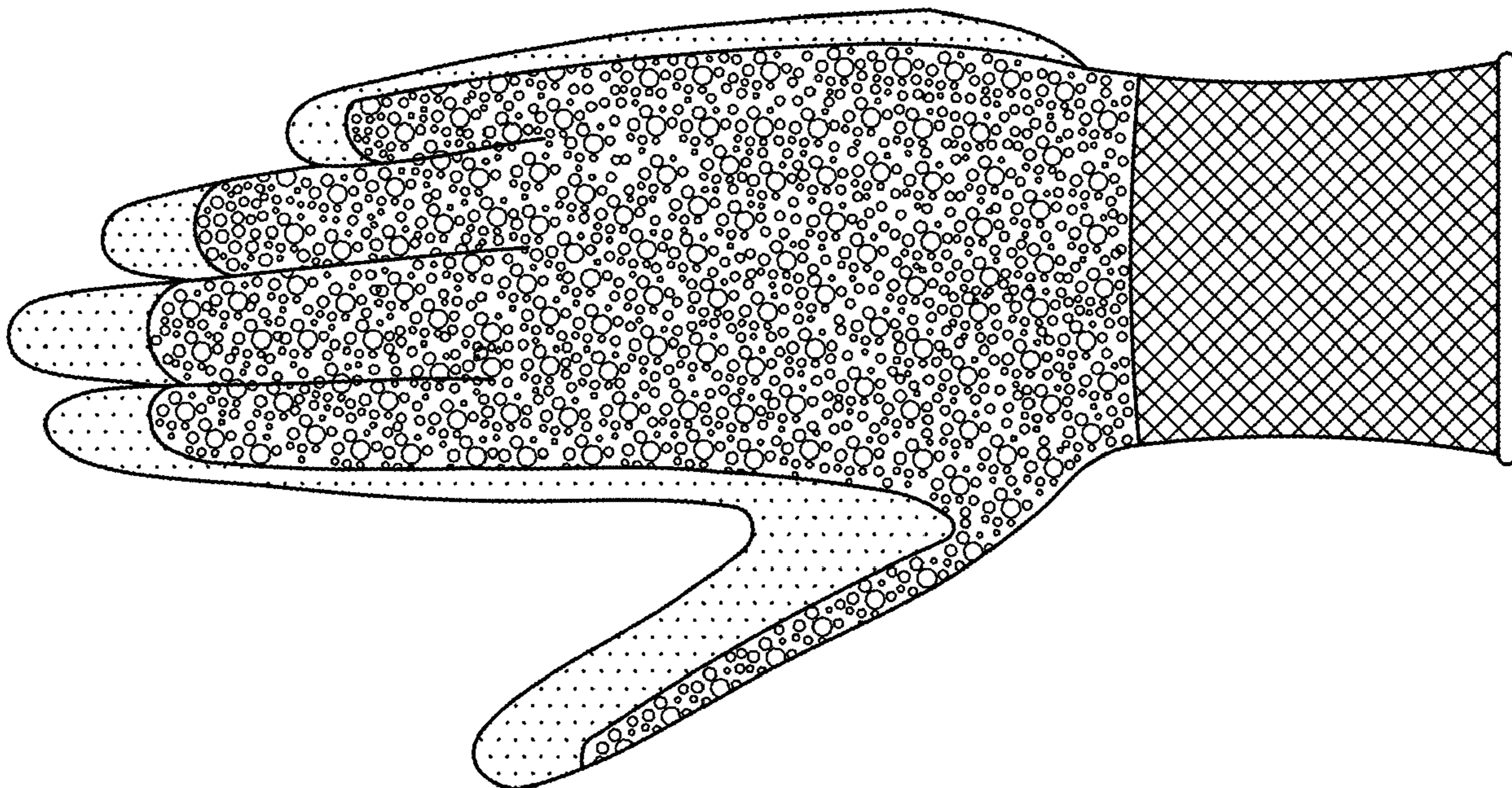


FIG. 1

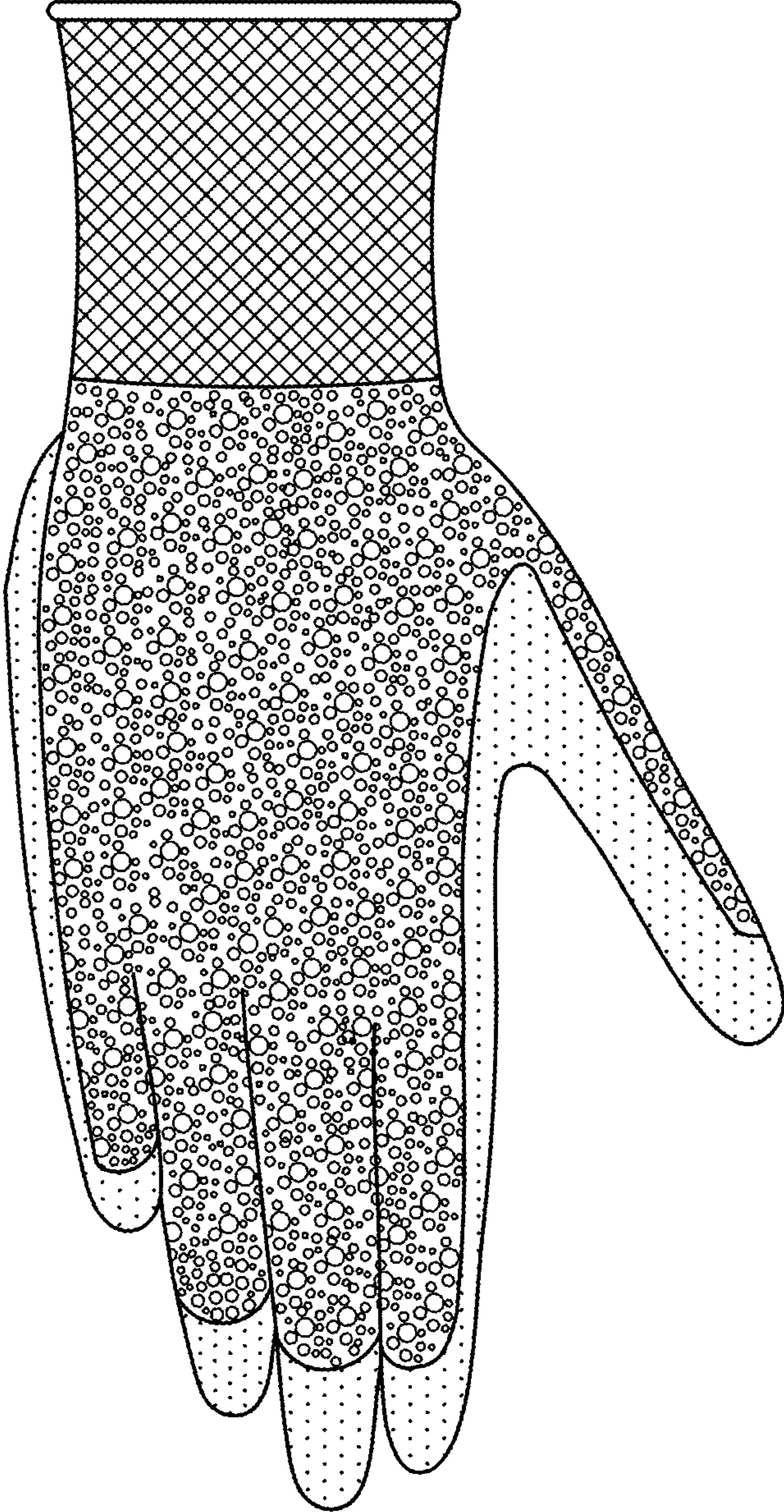


FIG. 2

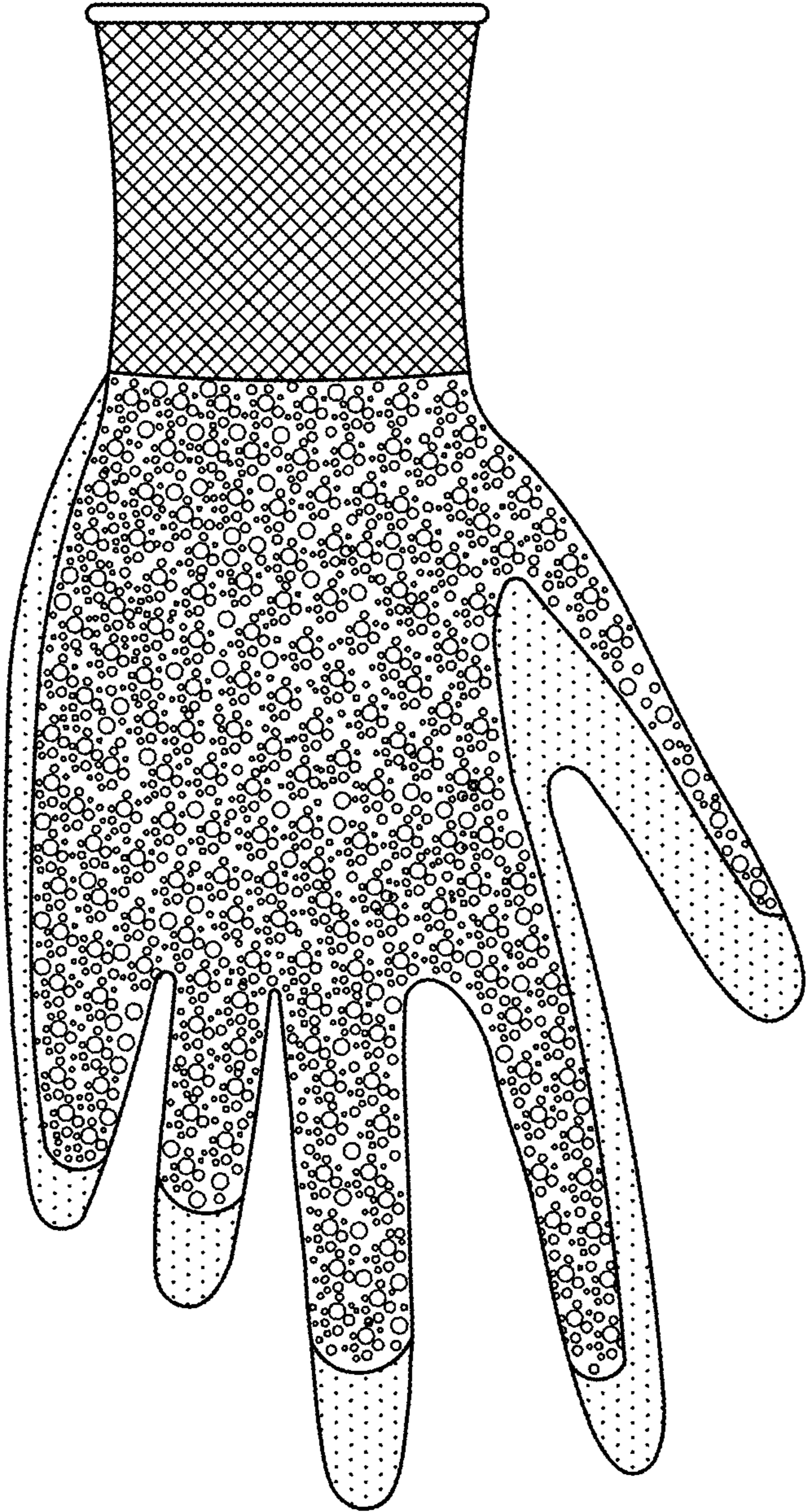


FIG. 3

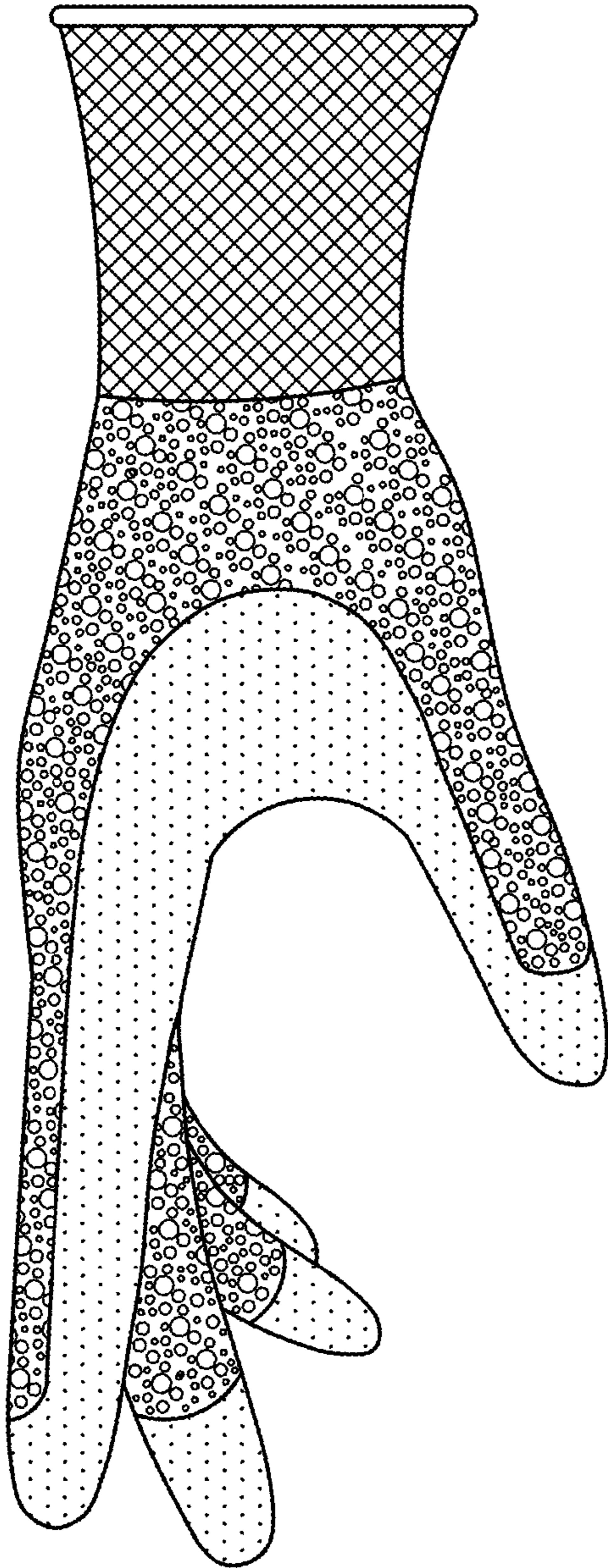


FIG. 4

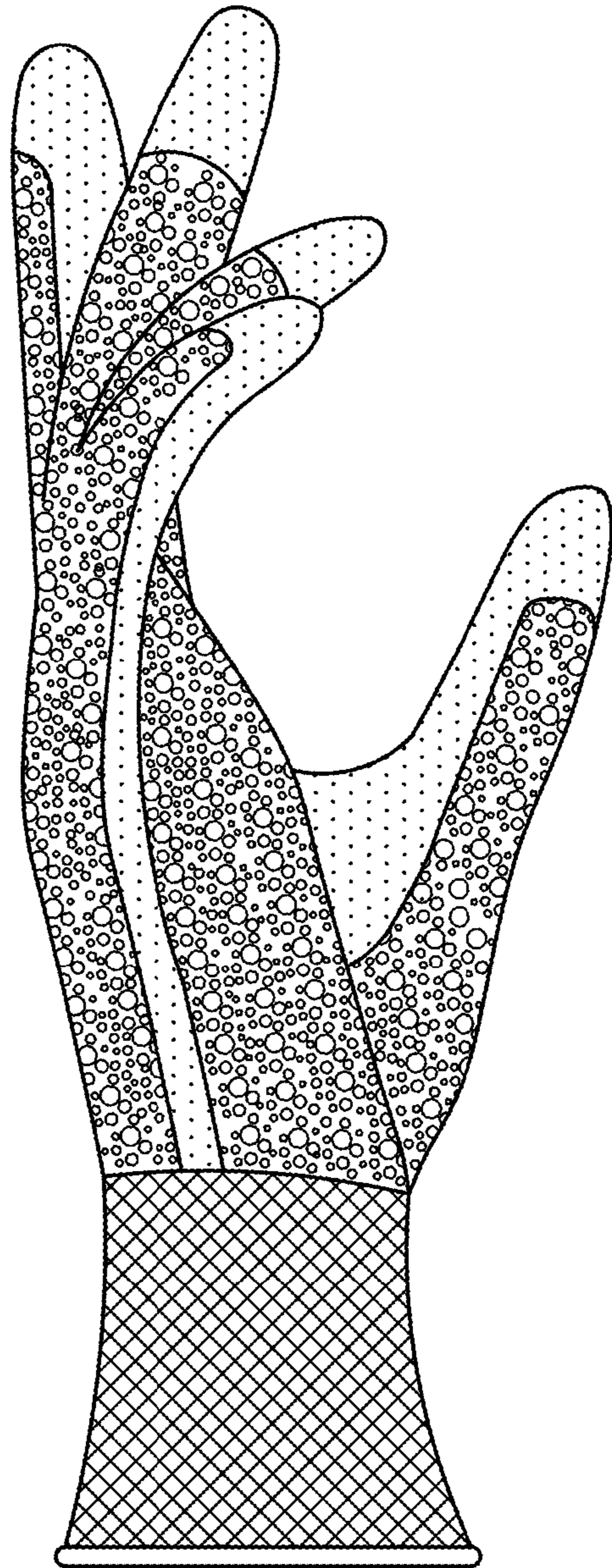


FIG. 6

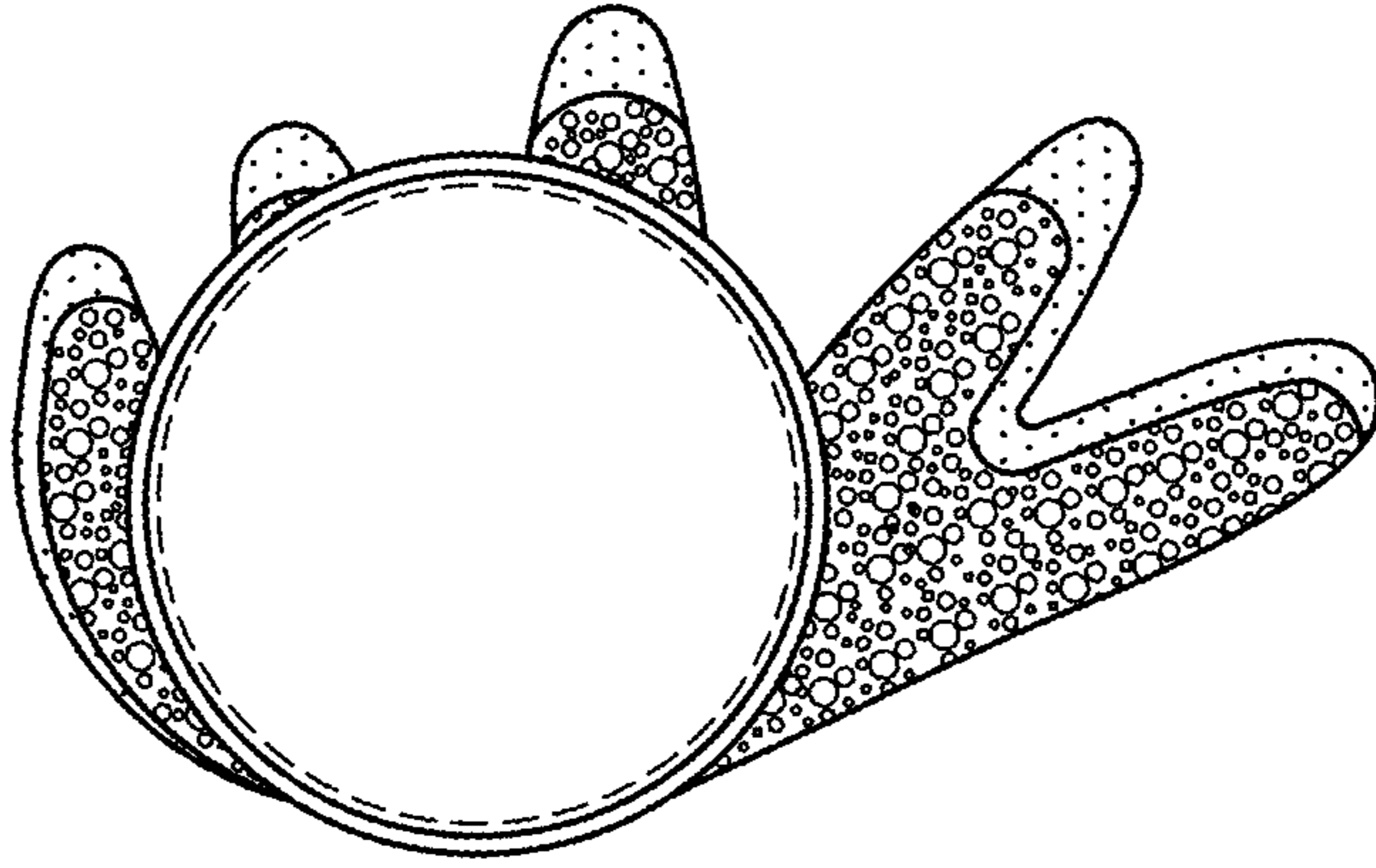


FIG. 5

