



US00D939121S

(12) **United States Design Patent** (10) **Patent No.:** **US D939,121 S**  
**Qiu** (45) **Date of Patent:** **\*\* Dec. 21, 2021**

- (54) **FLASHLIGHT**
- (71) Applicant: **NINGBO FUTAI ELECTRIC LIMITED**, Zhejiang (CN)
- (72) Inventor: **Fujun Qiu**, Ningbo (CN)
- (73) Assignee: **NINGBO FUTAI ELECTRIC LIMITED**, Zhejiang (CN)
- (\*\*) Term: **15 Years**
- (21) Appl. No.: **29/690,399**
- (22) Filed: **May 7, 2019**
- (51) **LOC (13) Cl.** ..... **26-02**
- (52) **U.S. Cl.**  
USPC ..... **D26/49**
- (58) **Field of Classification Search**  
USPC ..... D26/24, 26, 37-51  
CPC . F21L 4/005; F21L 4/027; F21L 4/085; F21L 4/08; F21L 4/00; F21L 4/045; F21L 4/02; F21L 4/022; F21L 4/025; F21L 4/04; F21L 13/00; F21L 14/02; F21L 2/00  
See application file for complete search history.

- (56) **References Cited**  
U.S. PATENT DOCUMENTS  
D380,060 S \* 6/1997 Chiang ..... D26/37  
D428,504 S \* 7/2000 Saunders ..... D26/49  
D529,643 S \* 10/2006 Kung ..... D26/37  
D544,621 S \* 6/2007 Kim ..... D26/37  
D554,281 S \* 10/2007 Bushee ..... D26/37  
D567,415 S \* 4/2008 Shiu ..... D26/37

- D574,982 S \* 8/2008 Lau ..... D26/37
- D590,970 S \* 4/2009 Kornfeld ..... D26/37
- D645,592 S \* 9/2011 Brands ..... D26/49
- D674,943 S \* 1/2013 Sheikh ..... D26/38
- D846,782 S \* 4/2019 Huang ..... D26/49
- D897,579 S \* 9/2020 Le ..... D26/37
- D899,648 S \* 10/2020 Qiu ..... D26/49
- D914,257 S \* 3/2021 Windom ..... D26/37
- D914,938 S \* 3/2021 Qiu ..... D26/49
- 2021/0062981 A1\* 3/2021 Galli ..... F21L 4/045

\* cited by examiner

*Primary Examiner* — Marissa J Cash  
*Assistant Examiner* — William B Melliar

(74) *Attorney, Agent, or Firm* — Raymond Y. Chan; David and Raymond Patent Firm


(57) **CLAIM**

The ornamental design for a flashlight, as shown and described.

**DESCRIPTION**

FIG. 1 is a front view of a flashlight showing my new design; FIG. 2 is a side view thereof; FIG. 3 is a bottom view thereof; FIG. 4 is a top view thereof; FIG. 5 is a top perspective view thereof; and, FIG. 6 is a bottom perspective view thereof. The broken lines shown in the drawings depict portions of the flashlight that form no part of the claimed design.

**1 Claim, 6 Drawing Sheets**






Fig.1




Fig.2

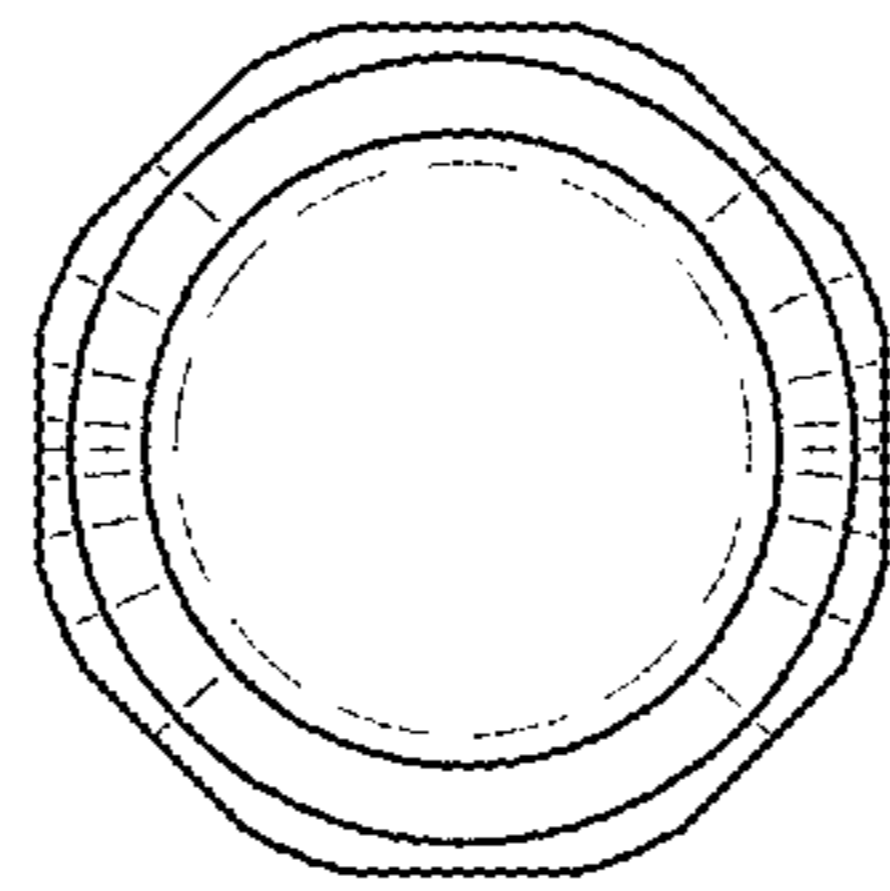


Fig.3

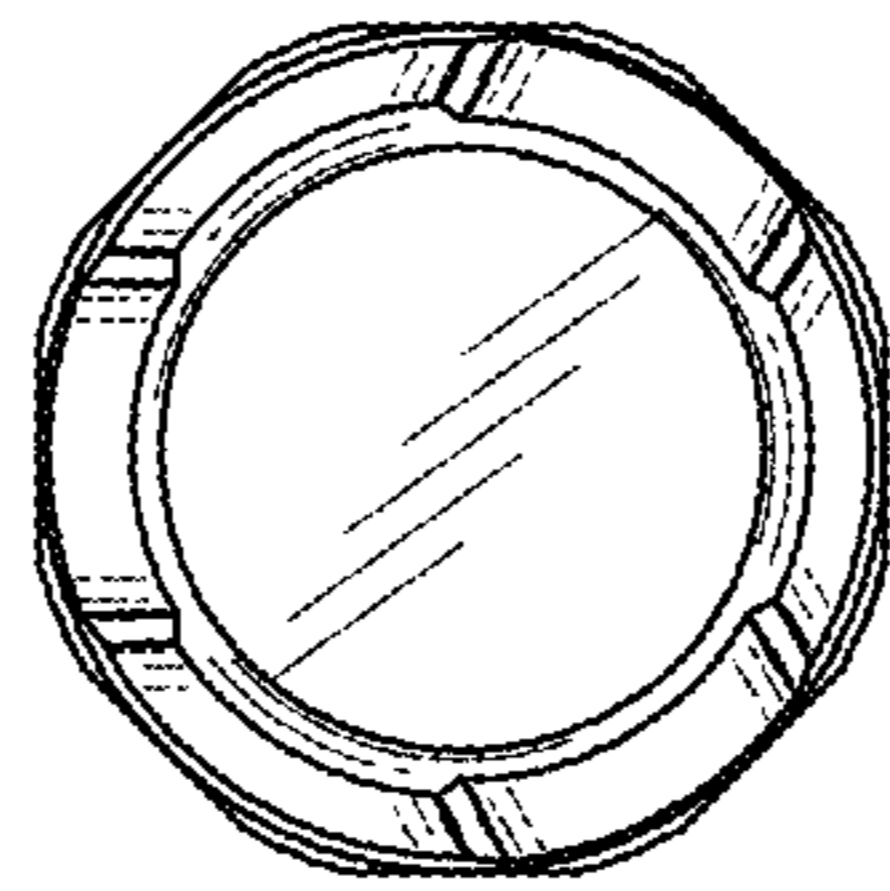


Fig.4

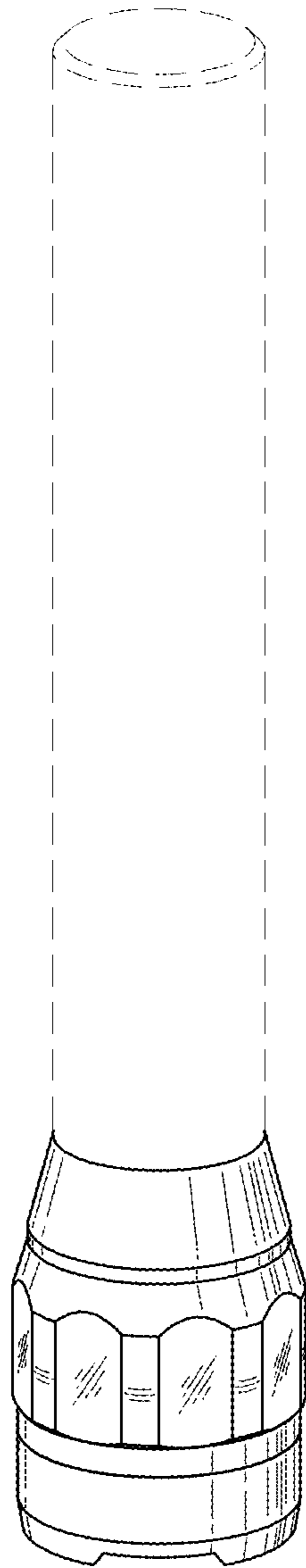


Fig.5

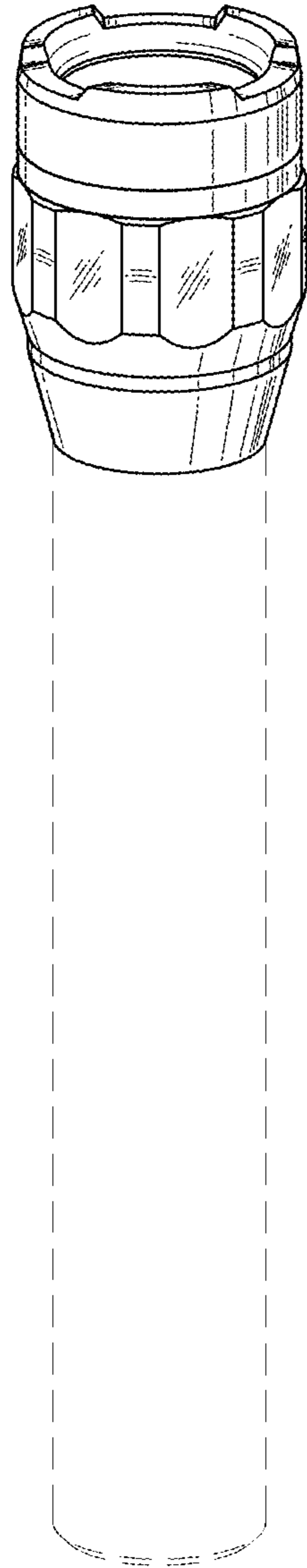


Fig.6