



US00D939074S

(12) **United States Design Patent**
He

(10) **Patent No.:** **US D939,074 S**

(45) **Date of Patent:** **** Dec. 21, 2021**

(54) **HAND HELD AND NECK HANGING FAN**

(71) Applicant: **Hongxia He**, Linxiang (CN)

(72) Inventor: **Hongxia He**, Linxiang (CN)

(**) Term: **15 Years**

(21) Appl. No.: **29/766,962**

(22) Filed: **Jan. 19, 2021**

(51) **LOC (13) Cl.** **23-04**

(52) **U.S. Cl.**
USPC **D23/380; D23/382**

(58) **Field of Classification Search**
USPC D23/370, 380, 381, 382, 411, 332
CPC F04D 25/008; F21V 33/0096
See application file for complete search history.

(56) **References Cited**

U.S. PATENT DOCUMENTS

D841,796 S	2/2019	Freeland et al.	
D851,060 S *	6/2019	Lu	D14/205
D862,679 S *	10/2019	Zhou	D23/380
D884,201 S *	5/2020	Fang	D24/206
D890,354 S *	7/2020	Fang	D24/206
D903,086 S *	11/2020	Liu	D23/370
D903,087 S *	11/2020	Zhou	D23/370

D908,857 S *	1/2021	Cao	D23/380
D919,074 S *	5/2021	Cai	D23/380
D920,497 S *	5/2021	Li	D23/370
D925,028 S *	7/2021	Song	D23/370

* cited by examiner

Primary Examiner — Janice Hallmark

(57) **CLAIM**

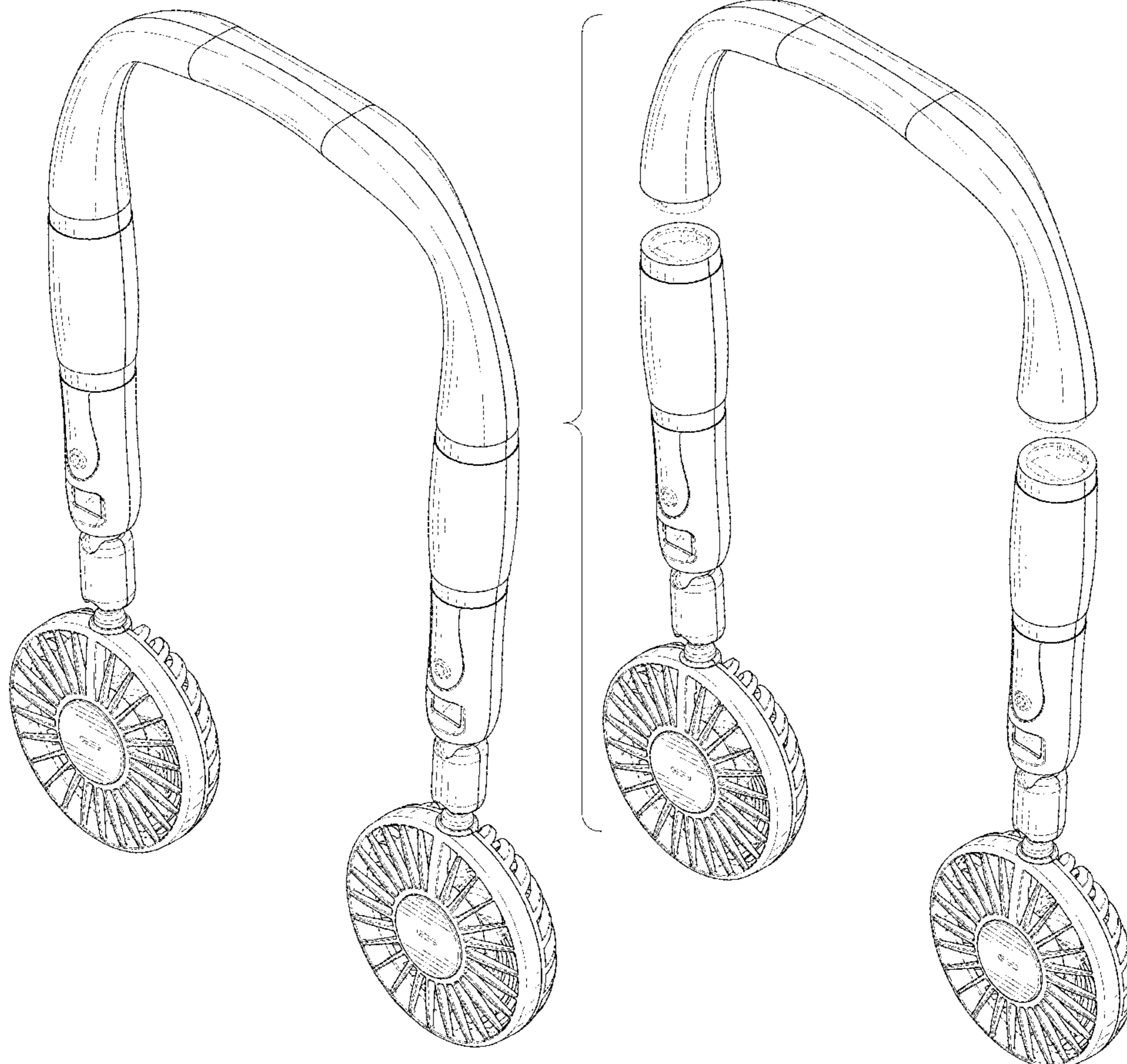
The ornamental design for a hand held and neck hanging fan, as shown and described.

DESCRIPTION

FIG. 1 is a front and top perspective view of a hand held and neck hanging fan, showing my new design; FIG. 2 is a rear and bottom perspective view thereof; FIG. 3 is a front elevation view thereof; FIG. 4 is a rear elevation view thereof; FIG. 5 is a left side elevation view thereof; FIG. 6 is a right side elevation view thereof; FIG. 7 is a top plan view thereof; FIG. 8 is a bottom plan view thereof; and, FIG. 9 is an exploded view thereof.

The dashed broken lines in the figures illustrate portions of the hand held and neck hanging fan that form no part of the claimed design.

1 Claim, 9 Drawing Sheets



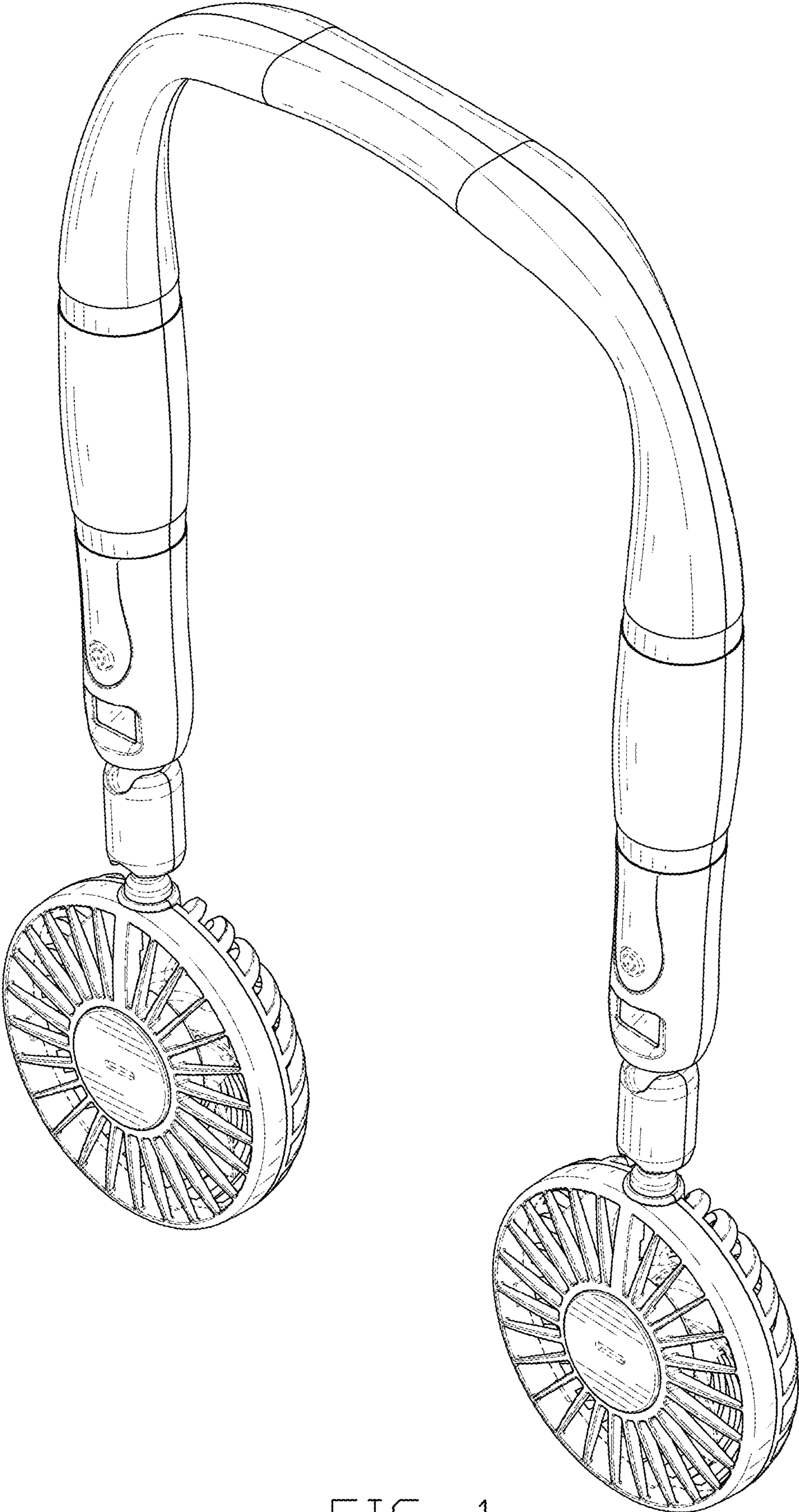


FIG. 1

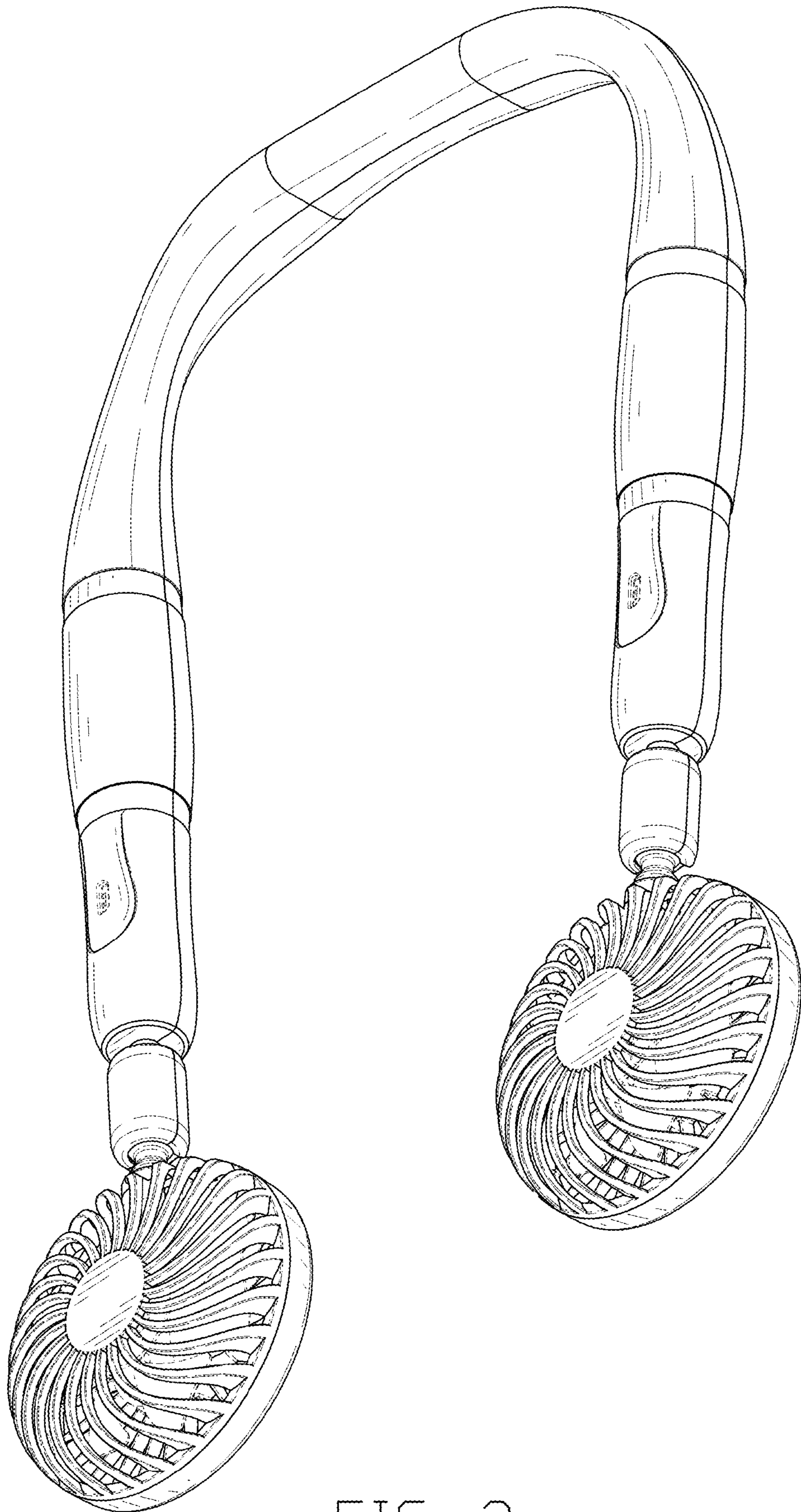


FIG. 2



FIG. 3



FIG. 4

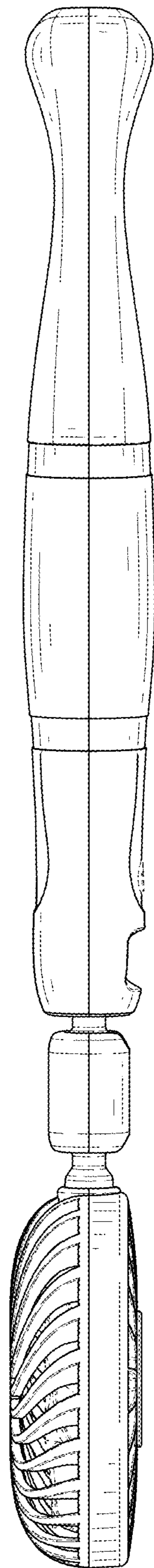


FIG. 5

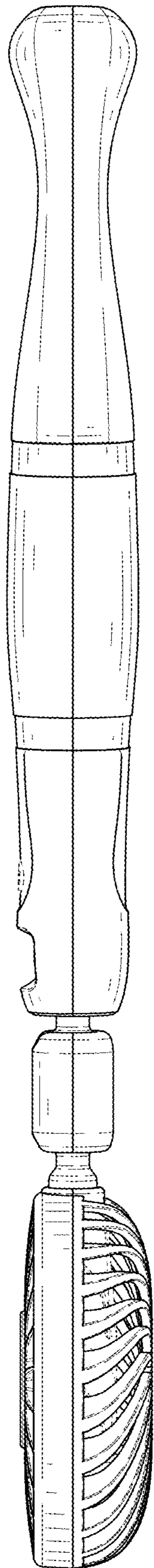


FIG. 6

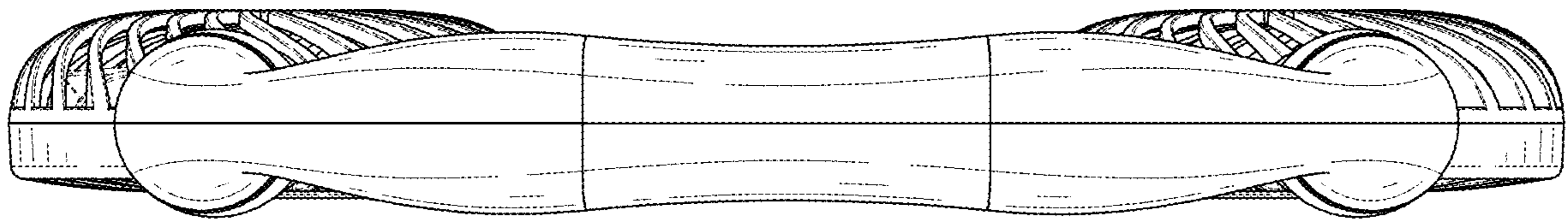


FIG. 7

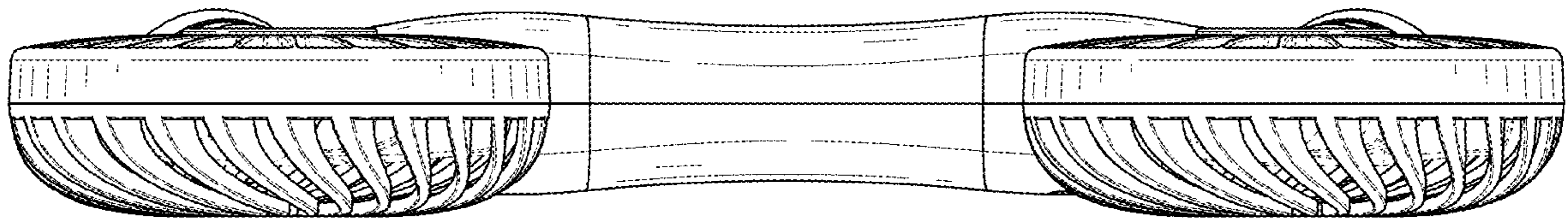


FIG. 8

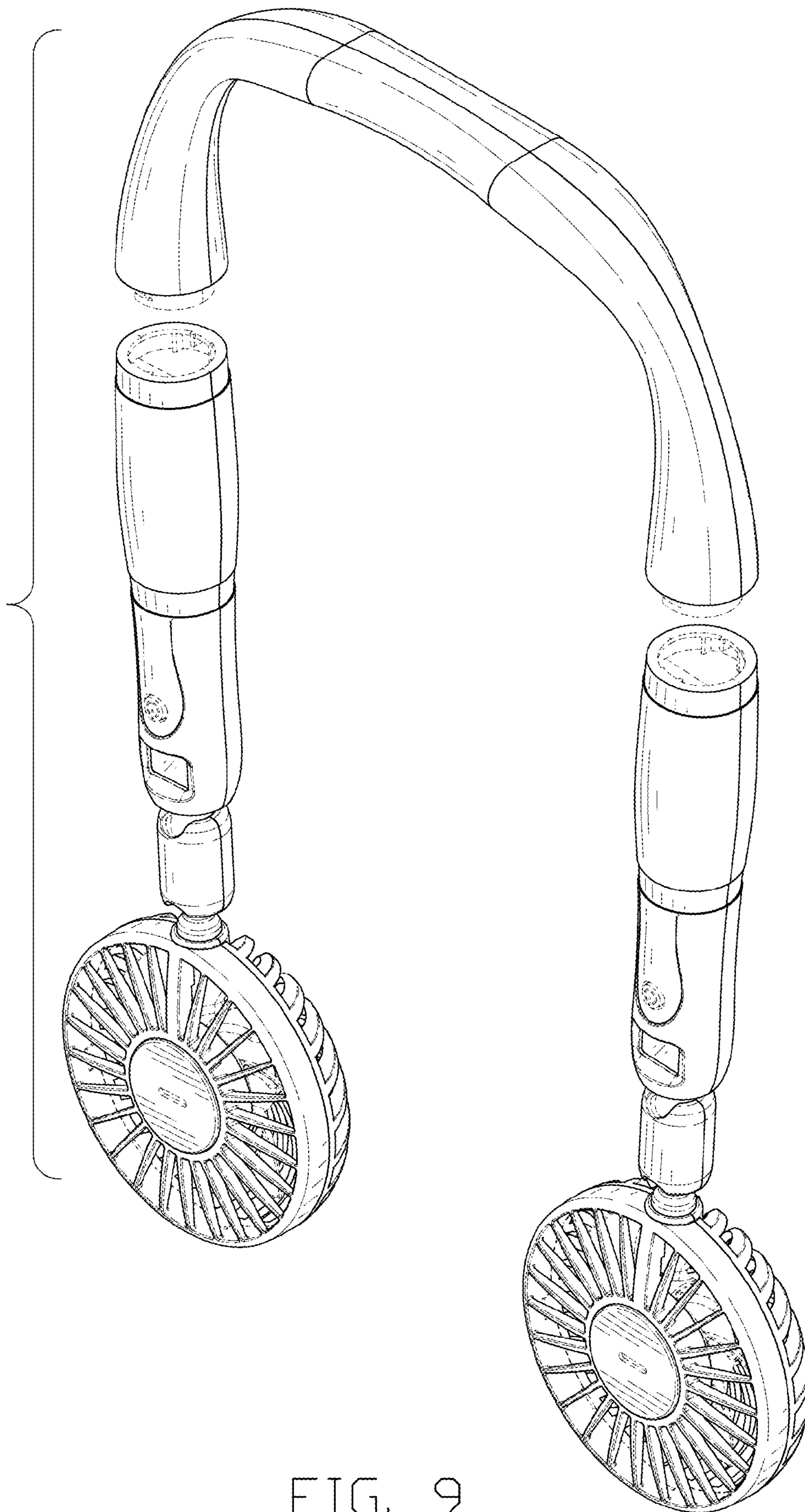


FIG. 9