



US00D939063S

(12) **United States Design Patent**
Thun et al.

(10) **Patent No.:** **US D939,063 S**
(45) **Date of Patent:** **** Dec. 21, 2021**

(54) **FAUCET**

D778,406 S * 2/2017 Egli D23/238
D885,525 S * 5/2020 Hsu D23/255
D914,164 S * 3/2021 Seum D23/257

(71) Applicant: **XIAMEN AXENT CORPORATION LTD**, Xiamen (CN)

(72) Inventors: **Matteo Thun**, Mailand (IT); **Antonio Rodriguez**, Mailand (IT)

(73) Assignee: **XIAMEN AXENT CORPORATION LTD**, Xiamen (CN)

(**) Term: **15 Years**

(21) Appl. No.: **29/736,929**

(22) Filed: **Jun. 4, 2020**

(30) **Foreign Application Priority Data**

Dec. 5, 2019 (CN) 201930676724.1

(51) **LOC (13) Cl.** **23-01**

(52) **U.S. Cl.**
USPC **D23/255**

(58) **Field of Classification Search**
USPC D23/238–243, 249, 255, 257
See application file for complete search history.

(56) **References Cited**

U.S. PATENT DOCUMENTS

D312,495 S * 11/1990 Joerger D23/242
D532,866 S * 11/2006 Kirar D23/238
D533,634 S * 12/2006 Lord D23/238
D581,025 S * 11/2008 Schonherr D23/255
D612,459 S * 3/2010 Allard D23/255
D655,784 S * 3/2012 Fukasawa D23/238
D655,785 S * 3/2012 Fukasawa D23/242
D759,208 S * 6/2016 Funari D23/252

OTHER PUBLICATIONS

SANI-LAV spout: https://www.grainger.com/product/468C72?ef_id=EA1a1QobChM1m5Stu_j-8glVmlrlCh0Gmw9UEAQYBCABEgLGnfD_BwE:G:s&s_kwid=AL!2966!3!496359977179!!!g!663170285712!&gucid=N:N:PS:Paid:GGL:CSM-2295:4P7A1P:20501231&gclid=EA1a1QobChM1m5Stu_j-8glVmlrlCh0Gmw9UEAQYBCABEgLGnfD_BwE&gclsrc=aw.ds
(Year: 2021).*

* cited by examiner

Primary Examiner — Robert A Delehanty
(74) *Attorney, Agent, or Firm* — Bayramoglu Law Offices LLC

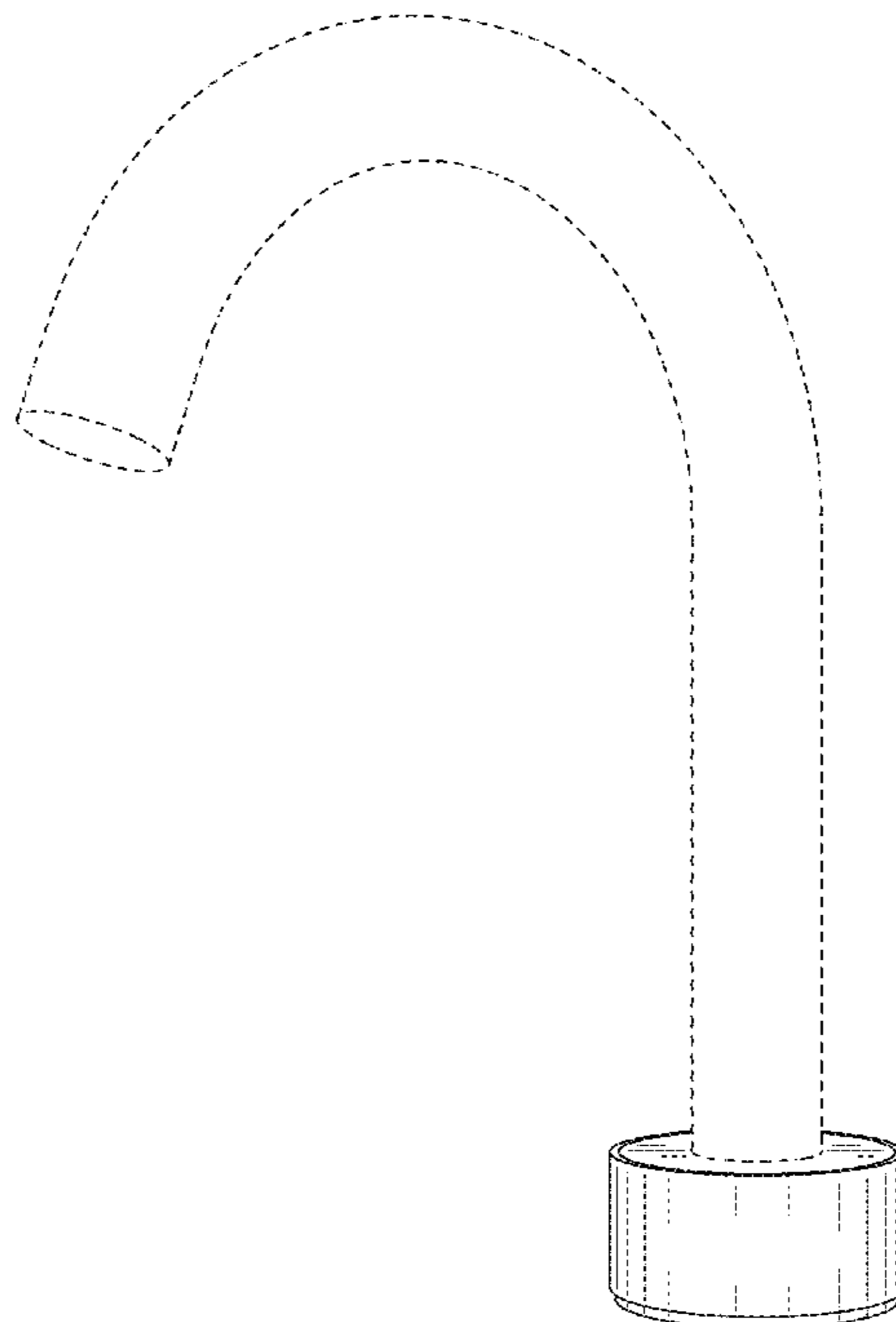
(57) **CLAIM**

The ornamental design for a faucet, as shown and described.

DESCRIPTION

FIG. 1 is a front and right perspective view of a faucet showing our new design;
FIG. 2 is a front view thereof;
FIG. 3 is a rear view thereof;
FIG. 4 is a top view thereof;
FIG. 5 is a left side view thereof; and,
FIG. 6 is a right side view thereof.
A bottom view is omitted since the bottom view is invisible in normal use.
The broken lines depict portions of the Faucet in which the design is embodied that form no part of the claimed design.

1 Claim, 6 Drawing Sheets



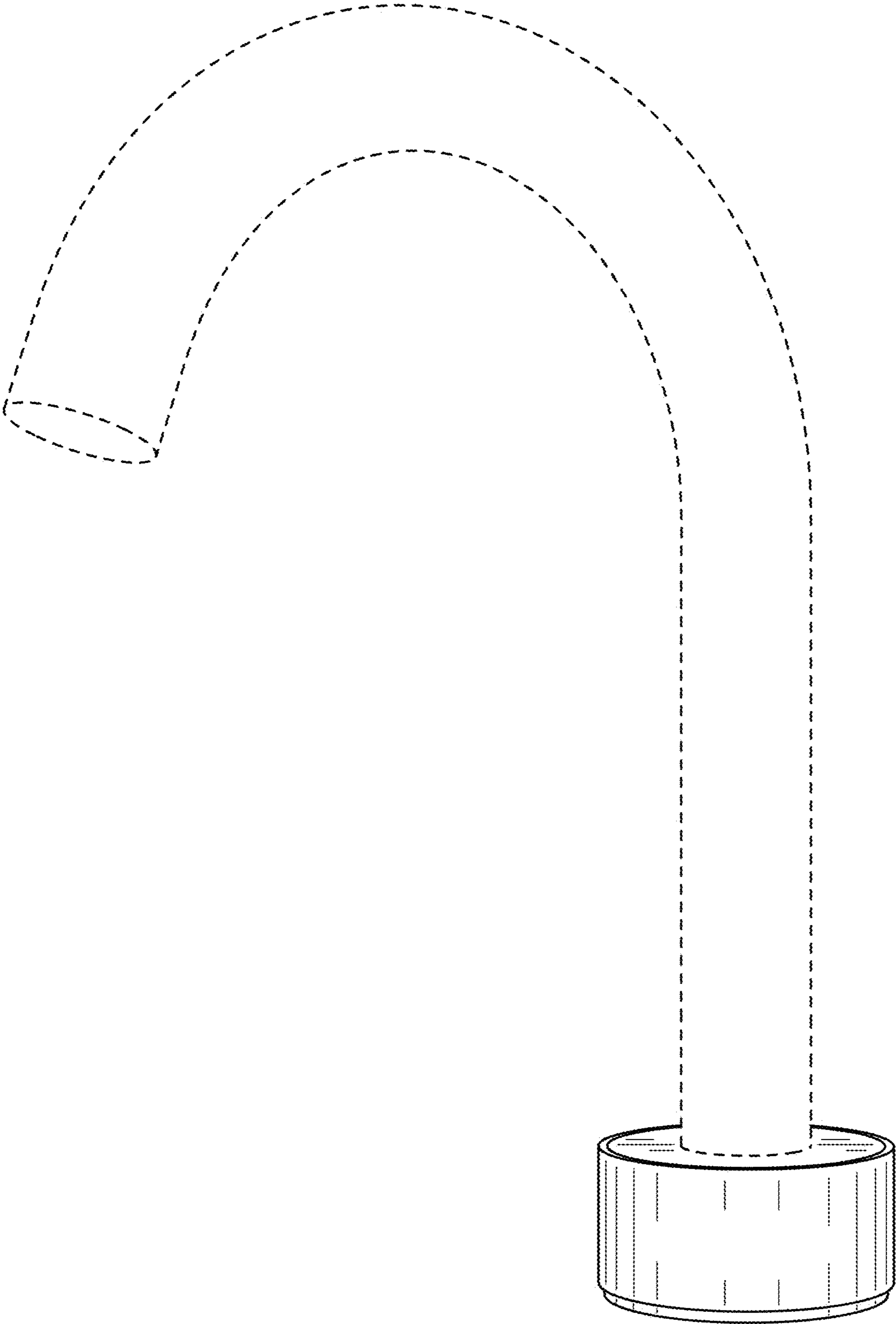


FIG. 1

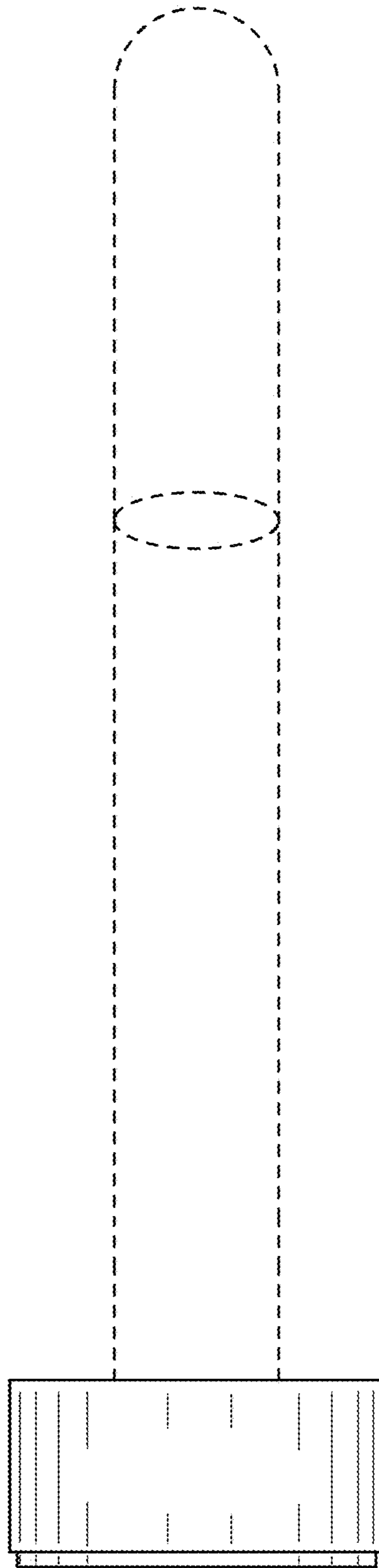


FIG. 2

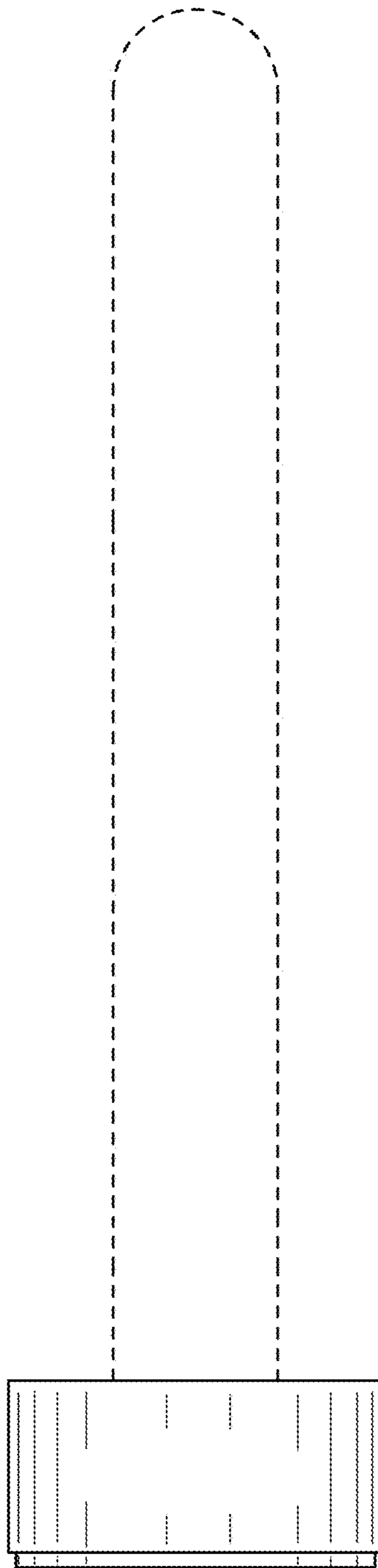


FIG. 3

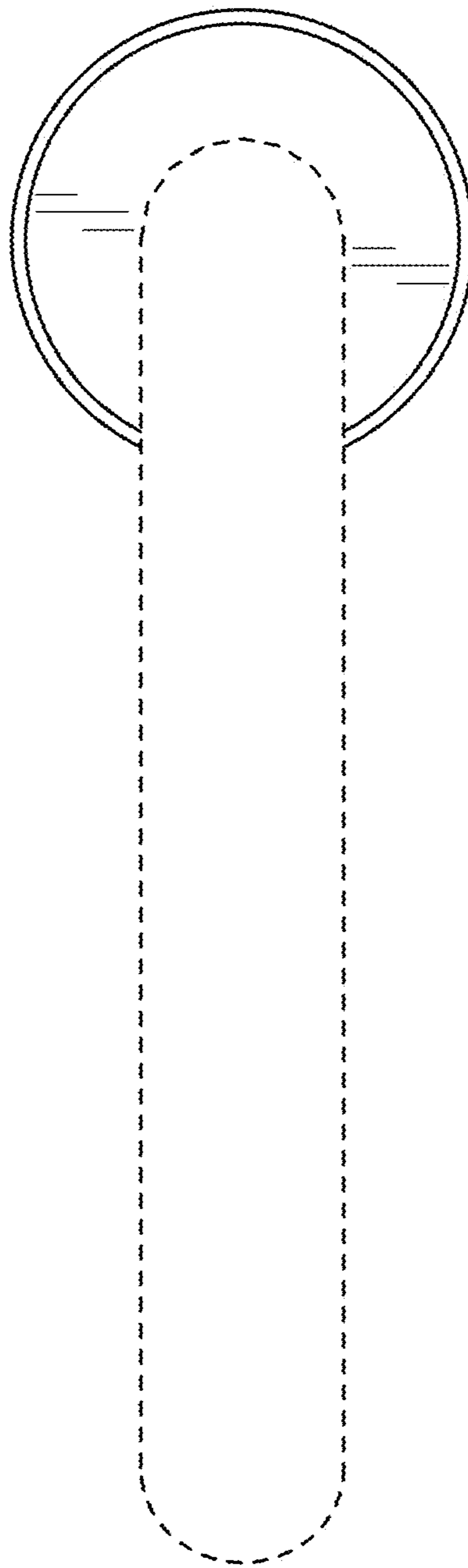


FIG. 4

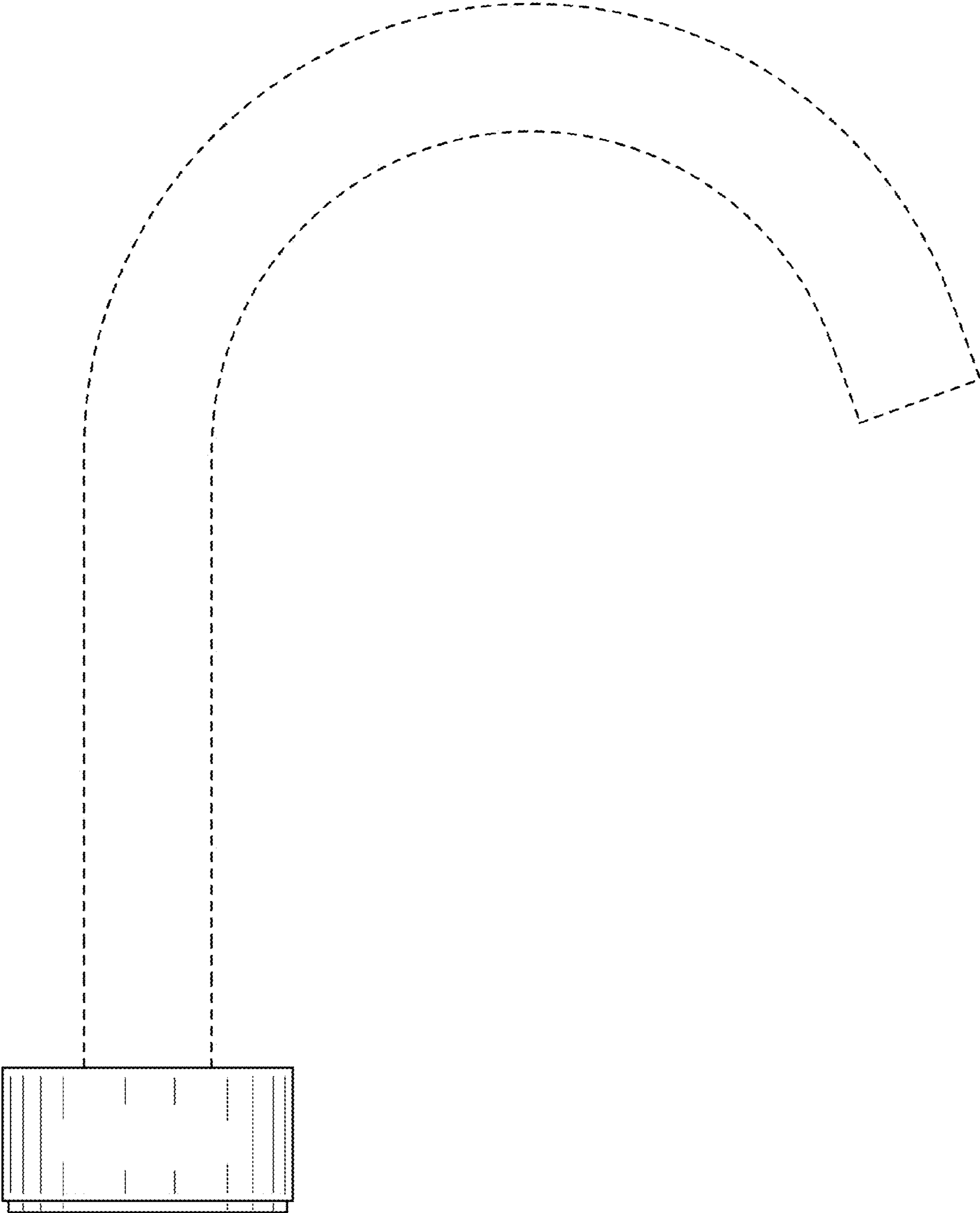


FIG. 5

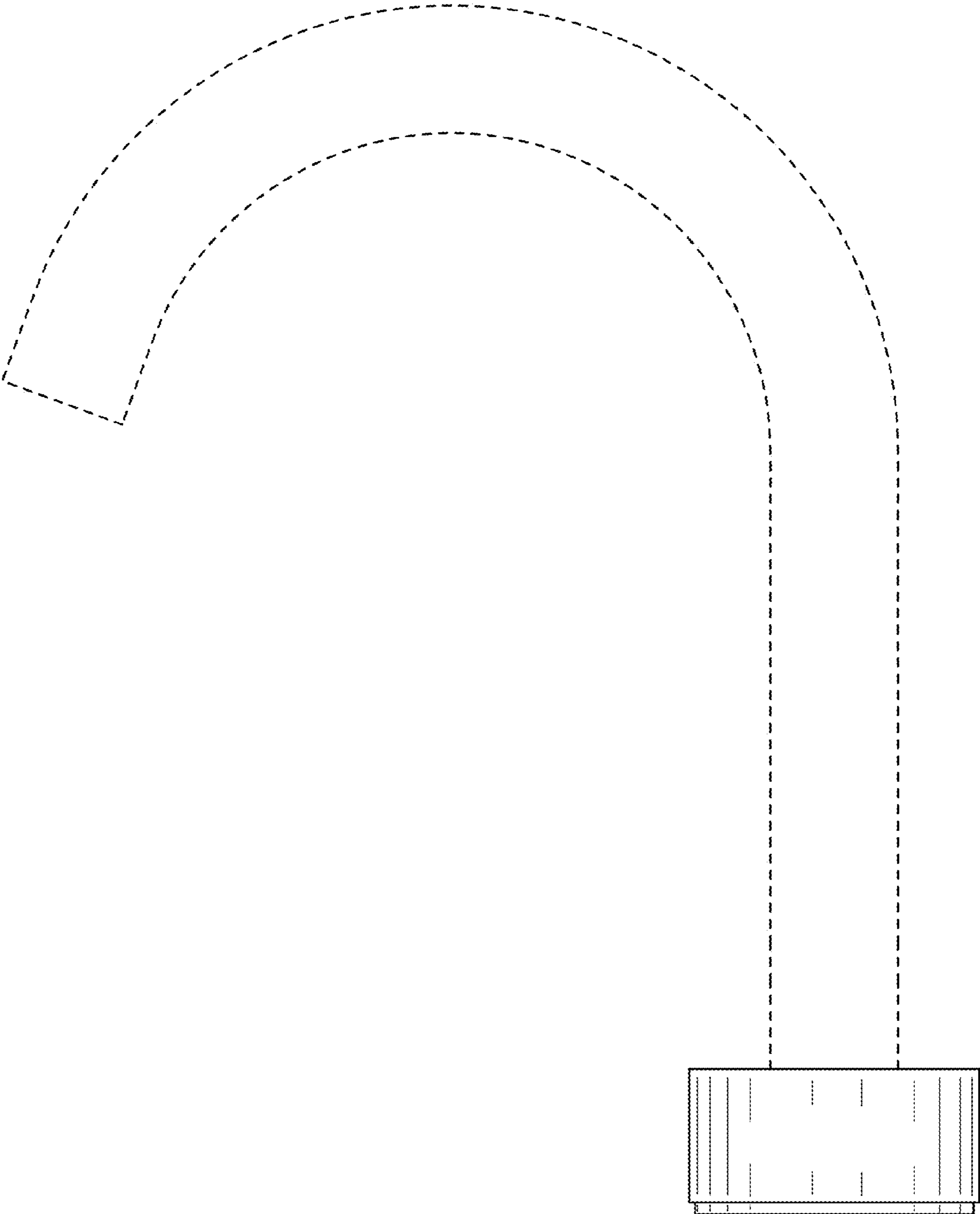


FIG. 6