



US00D939035S

(12) **United States Design Patent**
Newkirk

(10) **Patent No.:** **US D939,035 S**

(45) **Date of Patent:** **** Dec. 21, 2021**

(54) **VOLLEYBALL**

(71) Applicant: **Deborah Newkirk**, Rock Hill, SC (US)

(72) Inventor: **Deborah Newkirk**, Rock Hill, SC (US)

(73) Assignee: **Coach 'Em Up, LLC**, Pflugerville, TX (US)

(**) Term: **15 Years**

(21) Appl. No.: **29/705,658**

(22) Filed: **Sep. 13, 2019**

Related U.S. Application Data

(63) Continuation of application No. 15/212,071, filed on Jul. 15, 2016, now abandoned.

(51) **LOC (13) Cl.** **21-02**

(52) **U.S. Cl.**
USPC **D21/713**

(58) **Field of Classification Search**
USPC D21/707-714; 473/569-577, 593-615
CPC A63B 37/00; A63B 37/12; A63B 37/14;
A63B 39/00; A63B 39/06; A63B 41/00;
A63B 41/08; A63B 43/00; A63B 43/002;
A63B 43/008
See application file for complete search history.

(56) **References Cited**

U.S. PATENT DOCUMENTS

- 992,343 A * 5/1911 Dils A63F 9/0204
273/381
- D341,641 S * 11/1993 Mark D21/713
- D352,317 S * 11/1994 Bassignani D21/478
- D355,008 S * 1/1995 Vitiello D21/713
- D421,470 S * 3/2000 Takeoka D21/713
- 6,413,177 B1 * 7/2002 Guenther A63B 41/00
473/594
- D485,316 S * 1/2004 Poegel, Jr. D21/714

- D500,108 S * 12/2004 Carbonero D21/707
- D507,314 S * 7/2005 Horkan D21/712
- D563,495 S * 3/2008 Torres D21/713
- D712,988 S * 9/2014 Sagedahl D21/713
- D795,368 S * 8/2017 Ashton D21/713
- 2003/0008736 A1 * 1/2003 Hung A63B 41/08
473/598
- 2003/0198924 A1 * 10/2003 Eite A63B 43/008
434/251
- 2005/0119071 A1 * 6/2005 Carbonero A63B 41/08
473/422
- 2008/0076610 A1 * 3/2008 Torres A63B 69/002
473/598
- 2008/0153632 A1 * 6/2008 Flores A43B 5/02
473/446
- 2015/0174458 A1 * 6/2015 Tompkins A63B 43/00
473/613

(Continued)

FOREIGN PATENT DOCUMENTS

- EP 3235548 A1 * 10/2017 B32B 7/02
- GB 6034575 * 5/2018
- WO WO-2006108238 A1 * 10/2006 A63B 43/00

Primary Examiner — Catherine A Tuttle

(74) *Attorney, Agent, or Firm* — Christian W. Best

(57) **CLAIM**

The ornamental design for a volleyball, as shown and described.

DESCRIPTION

FIG. 1 is an exploded view of a volleyball showing our new design;

FIG. 2 is a top or polar view of the assembled volleyball;

FIG. 3 is a front view thereof;

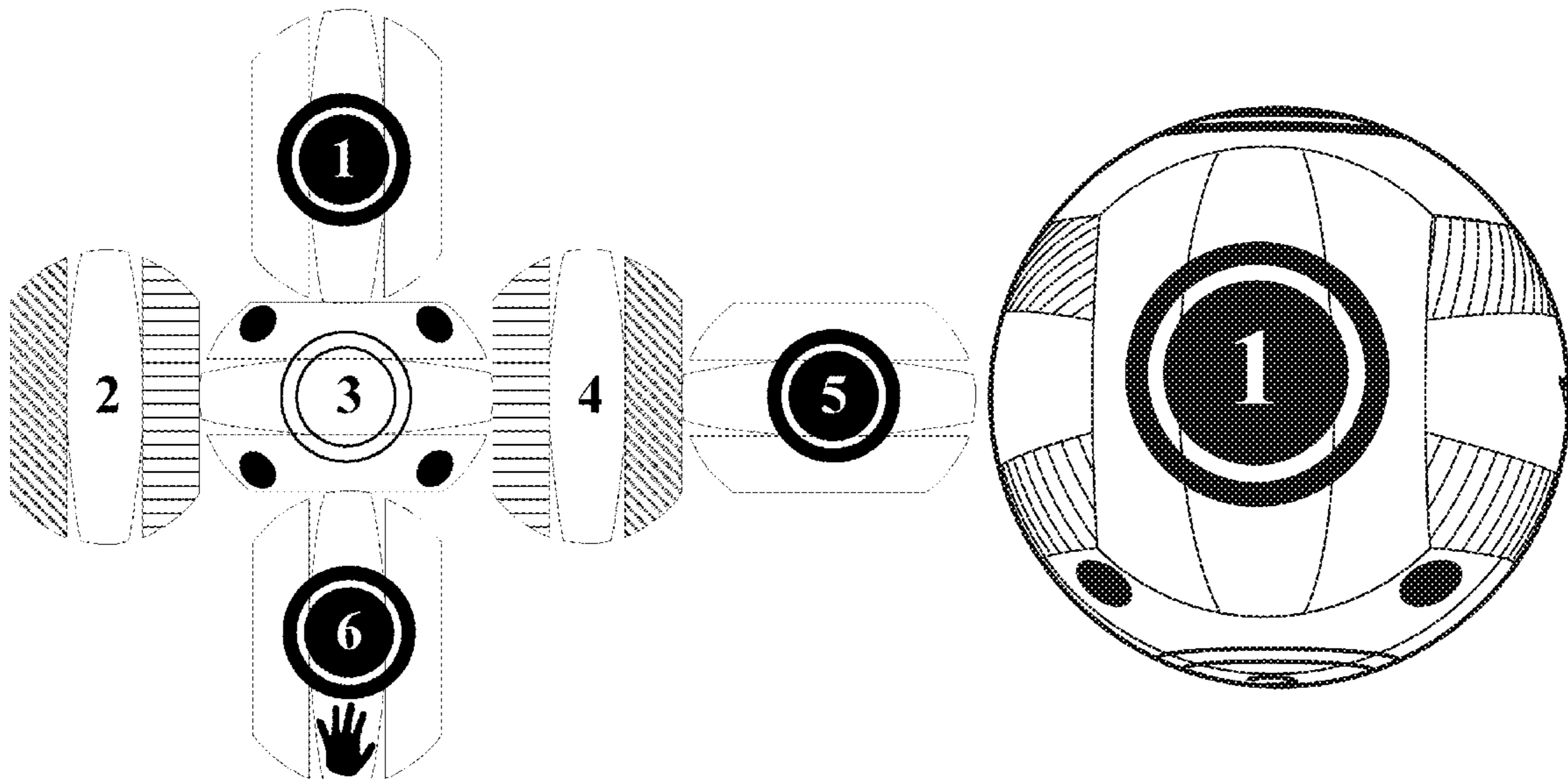
FIG. 4 is a left side view thereof;

FIG. 5 is a rear view thereof;

FIG. 6 is a right view thereof; and,

FIG. 7 is a bottom or opposite polar view thereof.

1 Claim, 7 Drawing Sheets



(56)

References Cited

U.S. PATENT DOCUMENTS

2015/0258406 A1* 9/2015 Traub A63B 43/008
473/459
2015/0290512 A1* 10/2015 Montgomery A63B 71/06
473/570
2017/0014700 A1* 1/2017 Newkirk A63B 43/00

* cited by examiner

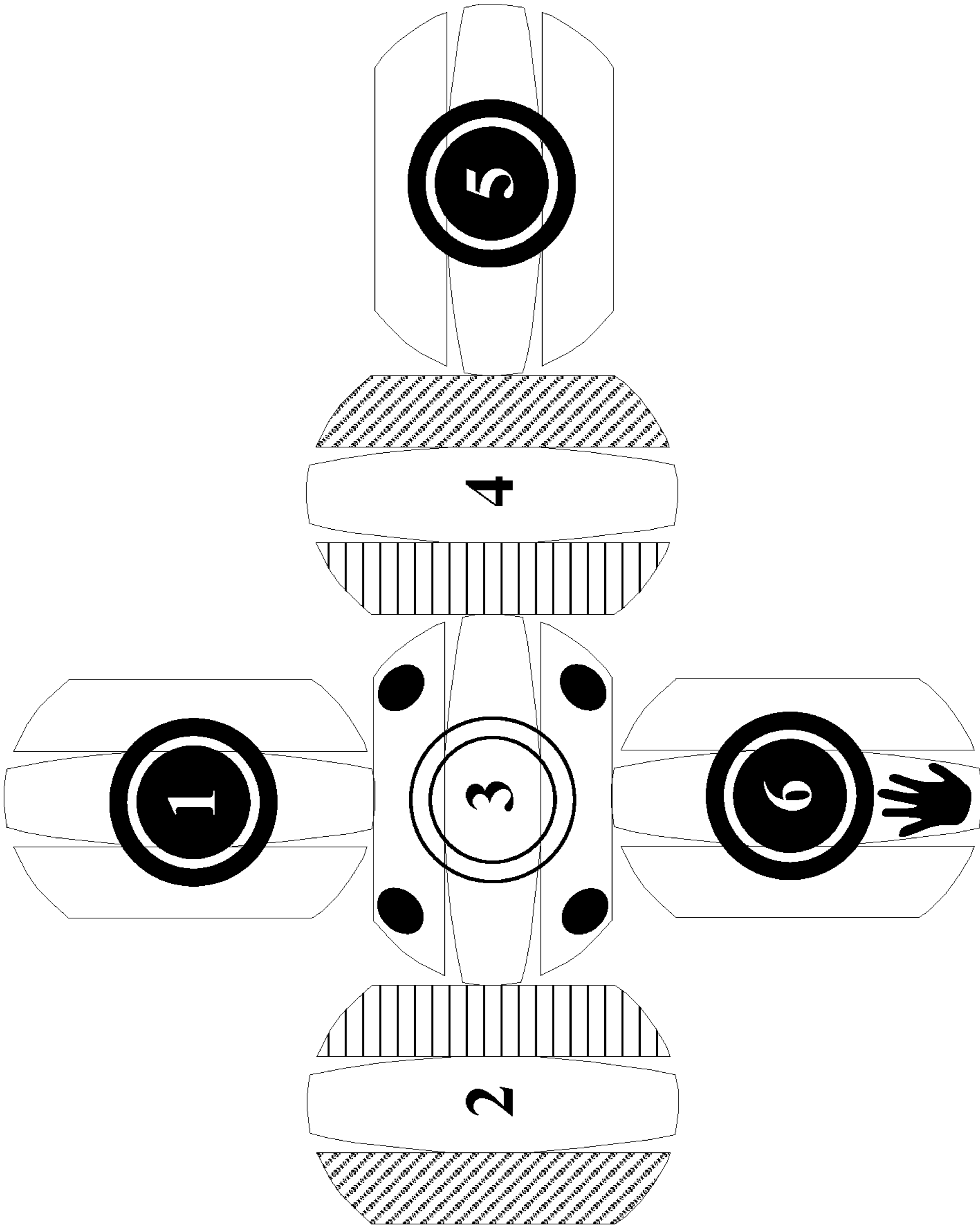


FIG. 1

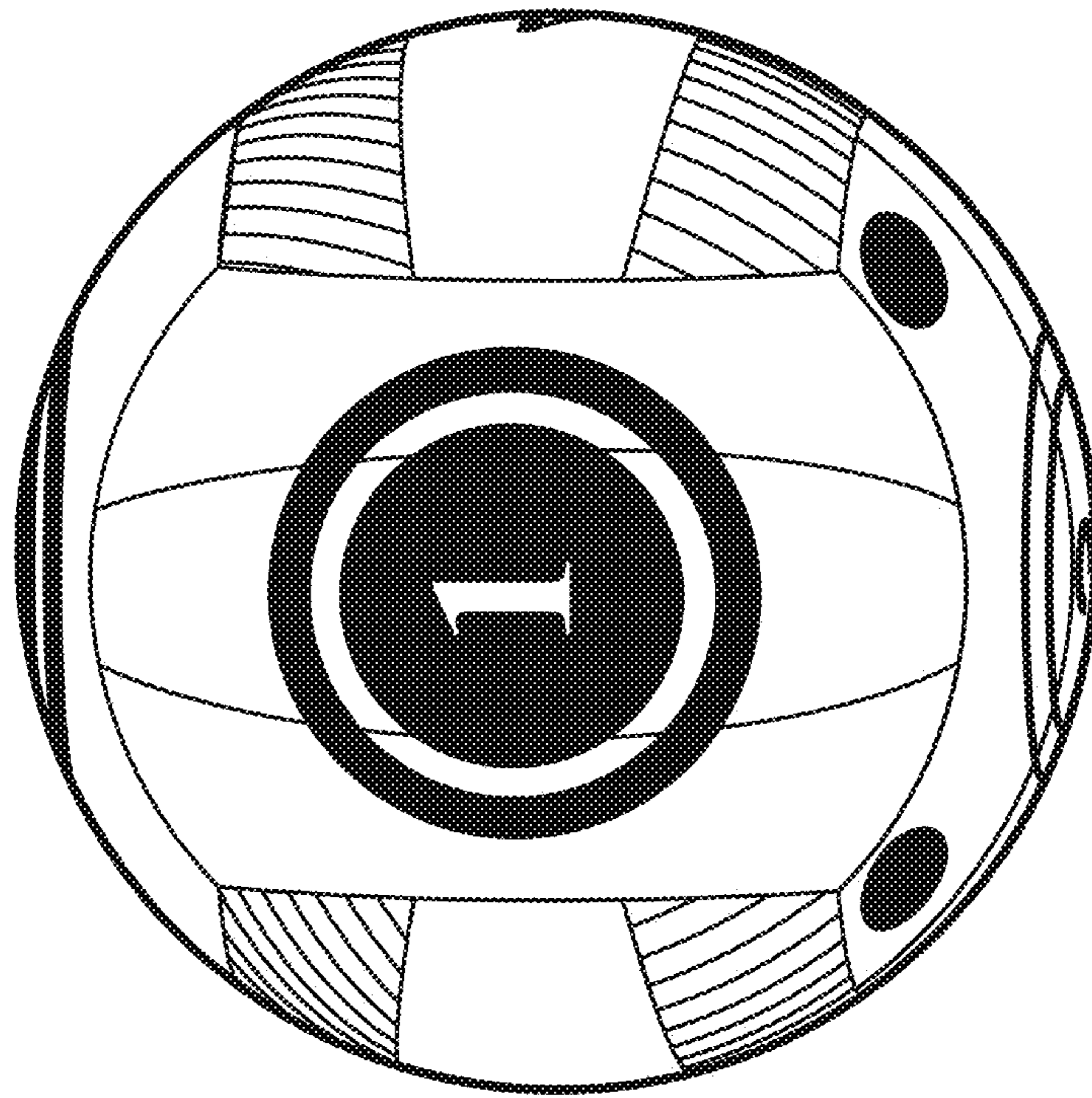


FIG. 2

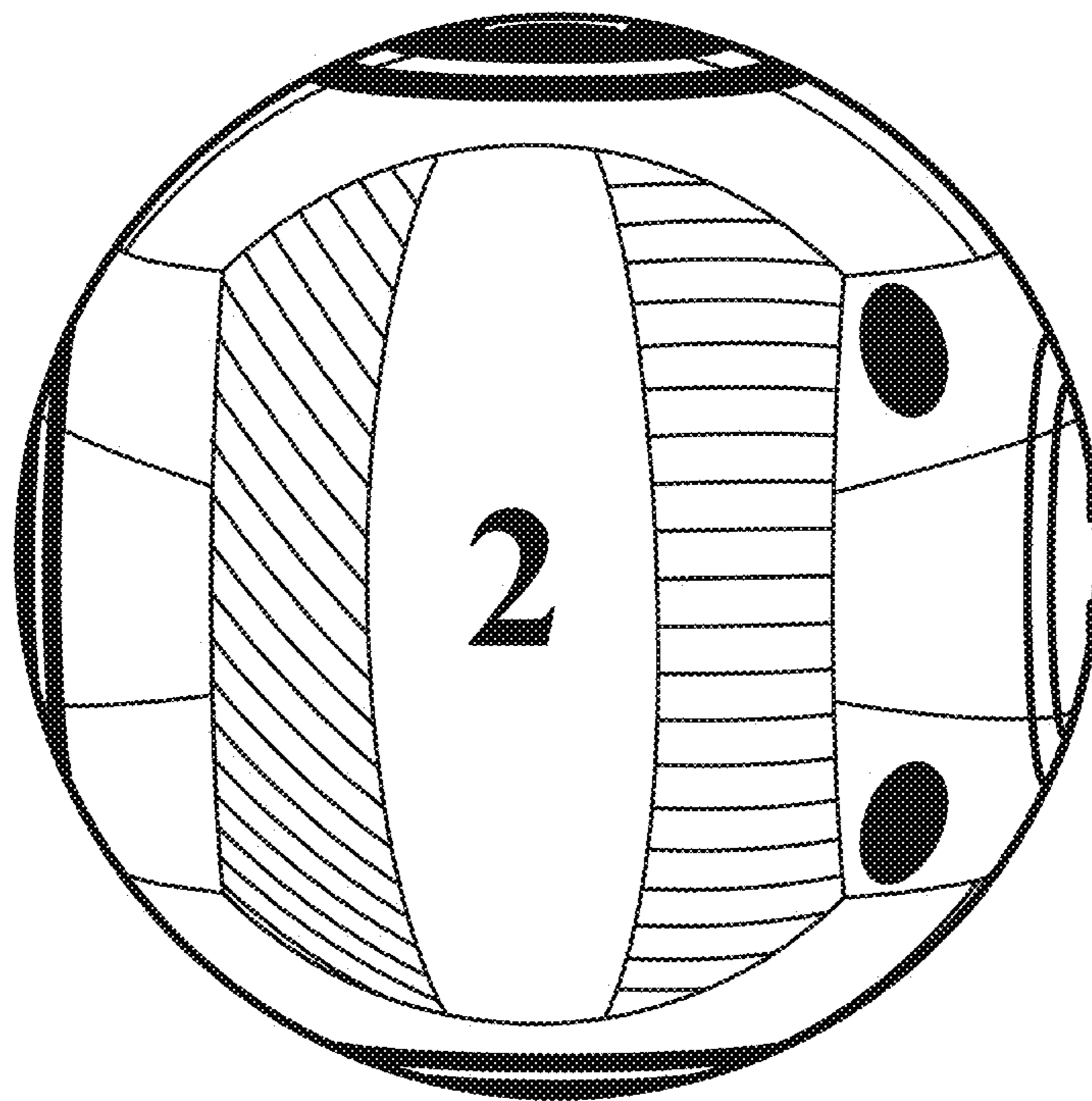


FIG. 3




FIG. 4

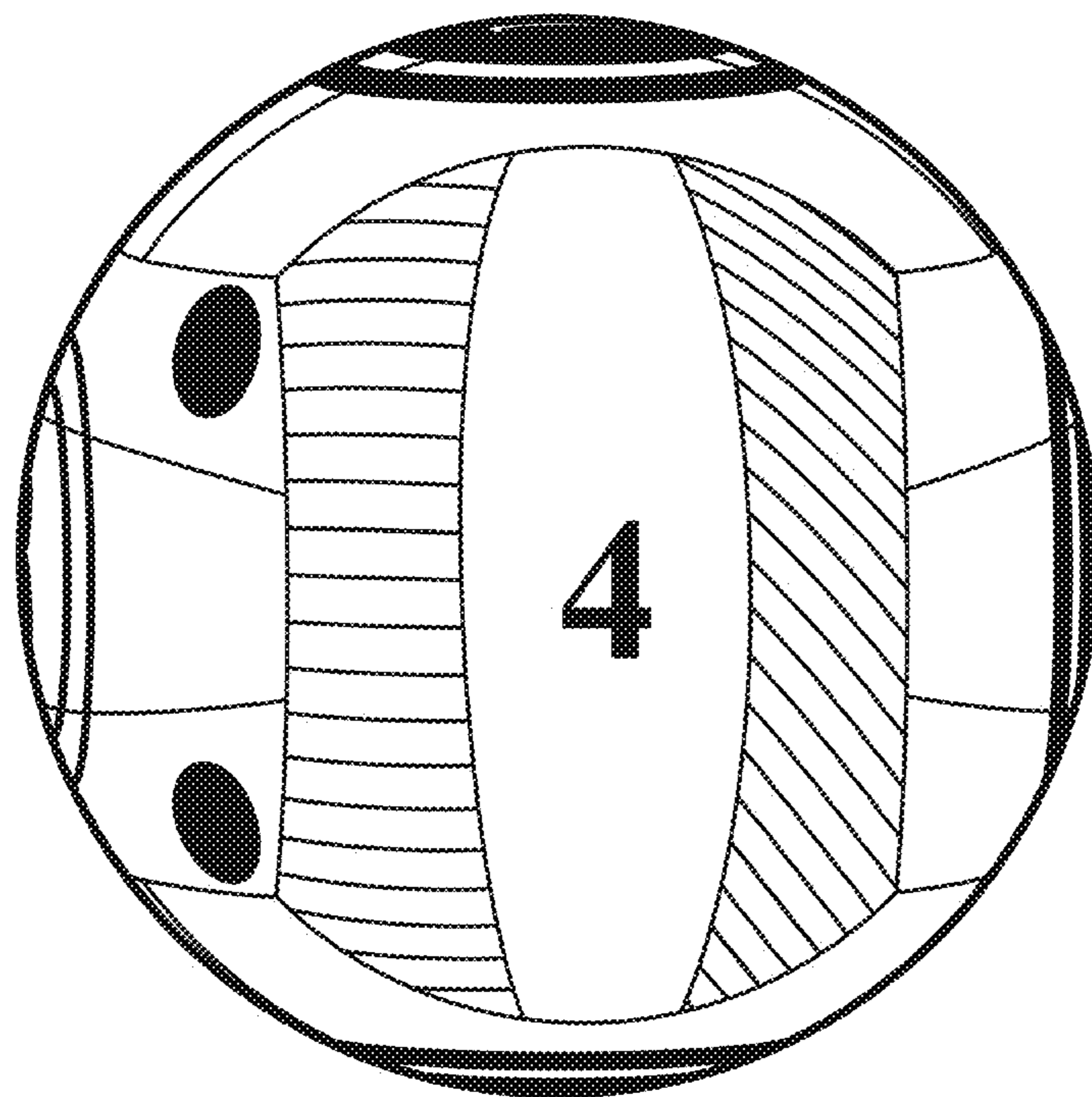


FIG. 5




FIG. 6




FIG. 7