



US00D939021S

(12) **United States Design Patent**  
**Shimizu et al.**

(10) **Patent No.:** **US D939,021 S**

(45) **Date of Patent:** **\*\* Dec. 21, 2021**

(54) **FILE**

(71) Applicant: **KING JIM CO., LTD.**, Tokyo (JP)

(72) Inventors: **Erina Shimizu**, Tokyo (JP); **Kanako Wada**, Tokyo (JP)

(73) Assignee: **KING JIM CO., LTD.**, Tokyo (JP)

(\*\*) Term: **15 Years**

(21) Appl. No.: **29/715,914**

(22) Filed: **Dec. 5, 2019**

(30) **Foreign Application Priority Data**

Jun. 28, 2019 (JP) ..... 2019-014583

(51) **LOC (13) Cl.** ..... **19-04**

(52) **U.S. Cl.**

USPC ..... **D19/26**

(58) **Field of Classification Search**

USPC ..... D19/26, 27, 32, 33, 100; D9/433, 634,  
D9/711, 713, 715, 722; D3/303, 227,  
D3/900, 248; D6/626

CPC ..... G09F 5/00; G09F 5/02; G09F 5/04; G09F  
2005/041; G09F 5/042; B42F 7/02; B42F  
7/025; B42F 7/04; B42F 7/06; B42F  
7/065; B42D 1/04; B42D 3/08; B42D  
3/10; B42D 3/12; B42D 3/123

See application file for complete search history.

(56) **References Cited**

**U.S. PATENT DOCUMENTS**

489,970 A \* 1/1893 Mason ..... B42D 3/04  
281/34  
4,643,451 A \* 2/1987 Coates ..... G09F 23/10  
283/56

(Continued)

**FOREIGN PATENT DOCUMENTS**

CN 305098986 \* 4/2019  
FR 001542065 A \* 10/1968 ..... B42F 5/02

(Continued)

**OTHER PUBLICATIONS**

Newark. Link: <https://canada.newark.com/multicomp/mcinsert-chipkit/thick-film-resistor/dp/24M4440?CMP=KNC-GCA-GEN-SKU-SL6>. Visited Oct. 22, 2021. File Insert Sheet, Pack of 5, SMD Thick Film Resistors. (Year: 2021).\*

(Continued)

*Primary Examiner* — Lauren D McVey

(74) *Attorney, Agent, or Firm* — Manabu Kanesaka

(57)

**CLAIM**

The ornamental design for a file, as shown and described.

**DESCRIPTION**

FIG. 1 is a front elevation view of a file showing our new design;

FIG. 2 is a rear elevation view thereof;

FIG. 3 is a top plan elevation view thereof;

FIG. 4 is a bottom plan view thereof;

FIG. 5 is a right side elevation view thereof;

FIG. 6 is a left side elevation view thereof;

FIG. 7 is an enlarged view thereof taken at line 7 shown in FIG. 5;

FIG. 8 is a cross-section view thereof taken along the line 8-8 in FIG. 7;

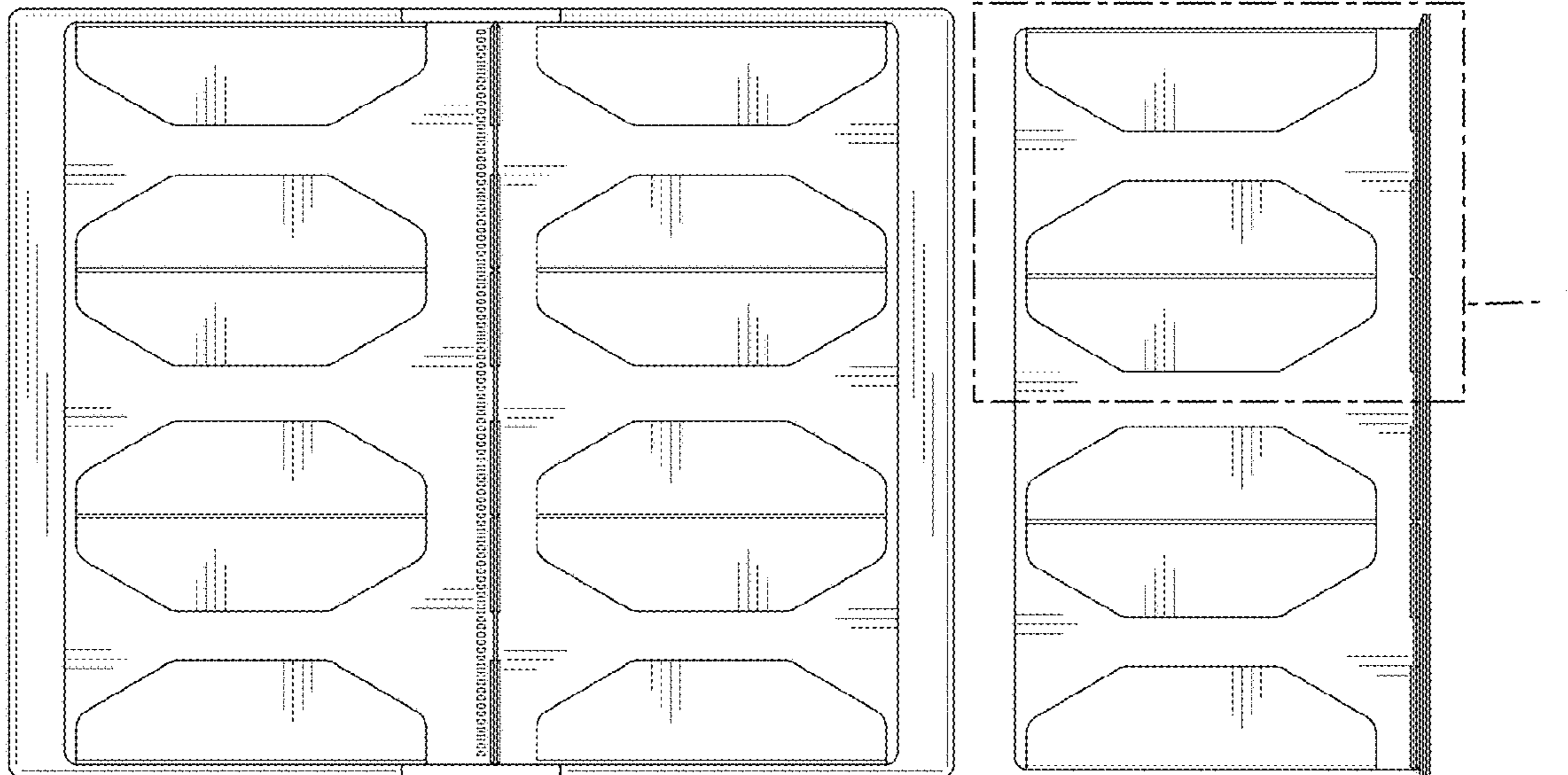
FIG. 9 is a cross-section view showing the area in FIG. 8 in an open state;

FIG. 10 is a front view of the file in a state wherein all of the file pages are standing upright; and,

FIG. 11 is a cross-section view taken along the line 11-11 in FIG. 10.

The dot-dash broken lines indicating an enlargement portion of the design forms no part of the claimed design.

**1 Claim, 10 Drawing Sheets**



(56)

**References Cited**

U.S. PATENT DOCUMENTS

5,062,530 A \* 11/1991 Mitsuyama ..... B42F 7/02  
 206/425  
 5,529,183 A \* 6/1996 Nishikawa ..... G11B 33/0438  
 206/308.3  
 5,806,677 A \* 9/1998 Storti ..... G03D 15/001  
 206/425  
 D422,019 S \* 3/2000 Mochizuki ..... D19/27  
 D422,020 S \* 3/2000 Mochizuki ..... D19/27  
 D422,021 S \* 3/2000 Mochizuki ..... D19/27  
 6,062,387 A \* 5/2000 Chen ..... B42F 7/025  
 206/455  
 D573,638 S \* 7/2008 Takaghi ..... D19/26  
 D602,080 S \* 10/2009 Takaghi ..... D19/27  
 D792,514 S \* 7/2017 Takei ..... D19/26  
 2003/0059248 A1 \* 3/2003 Walton ..... B42F 21/02  
 402/79

FOREIGN PATENT DOCUMENTS

GB 191218149 A \* 5/1913 ..... B42F 21/00  
 JP 2006289649 A \* 10/2006 ..... B42D 3/002

OTHER PUBLICATIONS

Amazon. Link: [https://www.amazon.com/dp/B088B6T8TR/ref=cm\\_sw\\_em\\_r\\_mt\\_dp\\_Y28S8WZ25K46P0X2Q0HE?\\_encoding=UTF8&psc=1](https://www.amazon.com/dp/B088B6T8TR/ref=cm_sw_em_r_mt_dp_Y28S8WZ25K46P0X2Q0HE?_encoding=UTF8&psc=1). May 7, 2020. Coin Albums with Cardboard Holders—60 Pockets 2x2 inches Coin Storage Books for Coin Flips Collection Holders CS36 (Year: 2020).\*

Amazon. Link: [https://www.amazon.com/dp/B085BQJ24Z/ref=cm\\_sw\\_em\\_r\\_mt\\_dp\\_G2V1S71Z8VMNJWYFCN0H?\\_encoding=UTF8&psc=1](https://www.amazon.com/dp/B085BQJ24Z/ref=cm_sw_em_r_mt_dp_G2V1S71Z8VMNJWYFCN0H?_encoding=UTF8&psc=1). Mar. 1, 2020. 6 Pocket Coin Pages, Gogoai (Year: 2020).\*

\* cited by examiner

Fig. 1

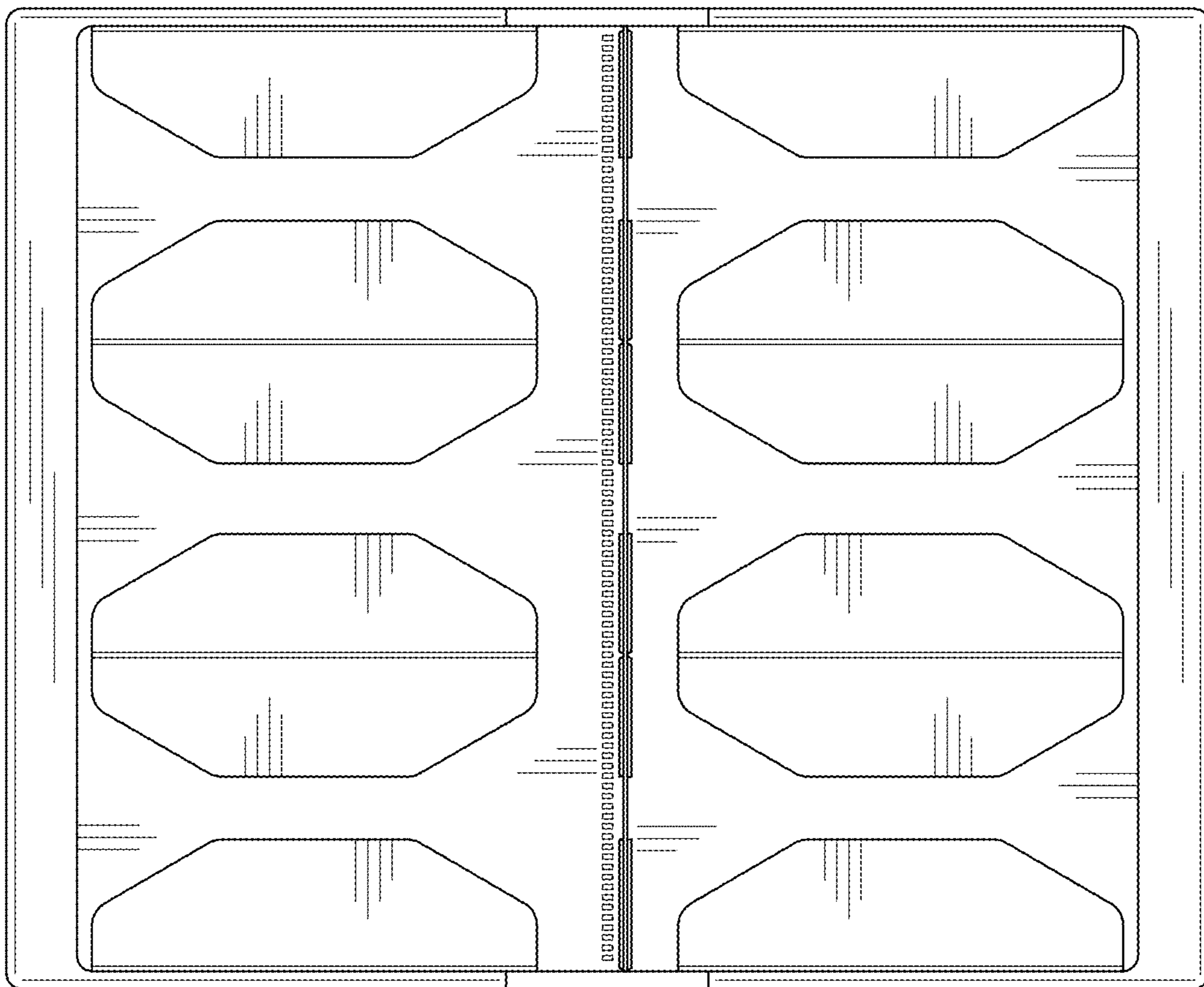


Fig. 2

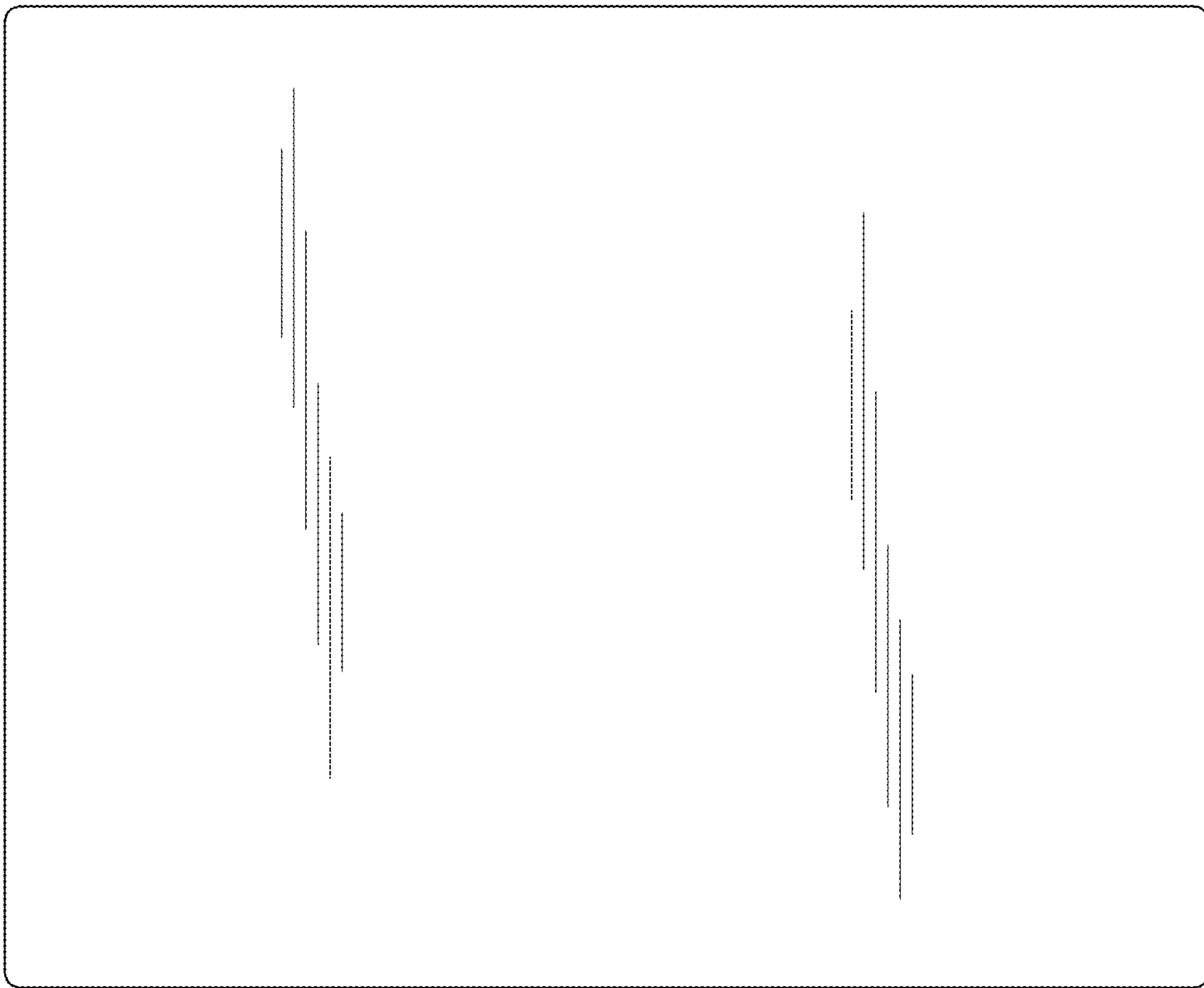


Fig. 3

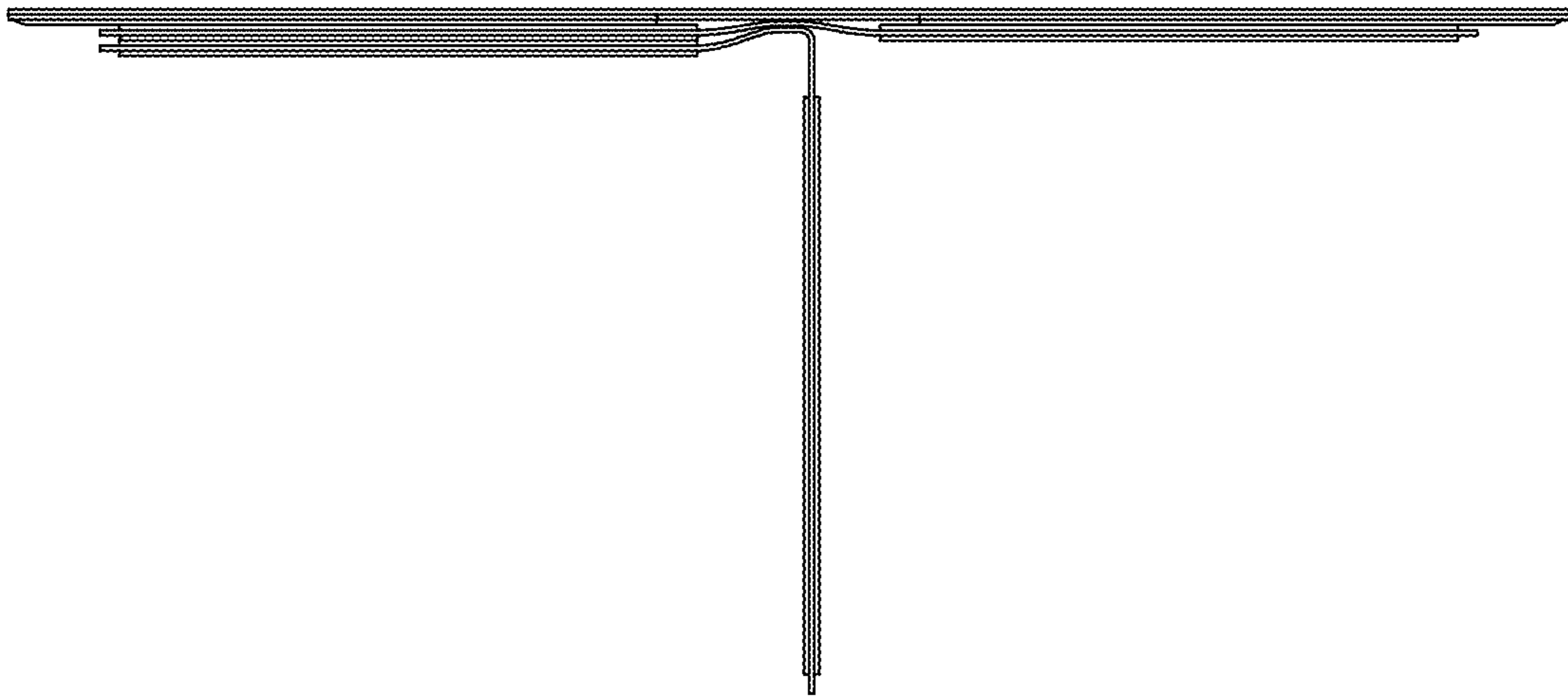


Fig. 4

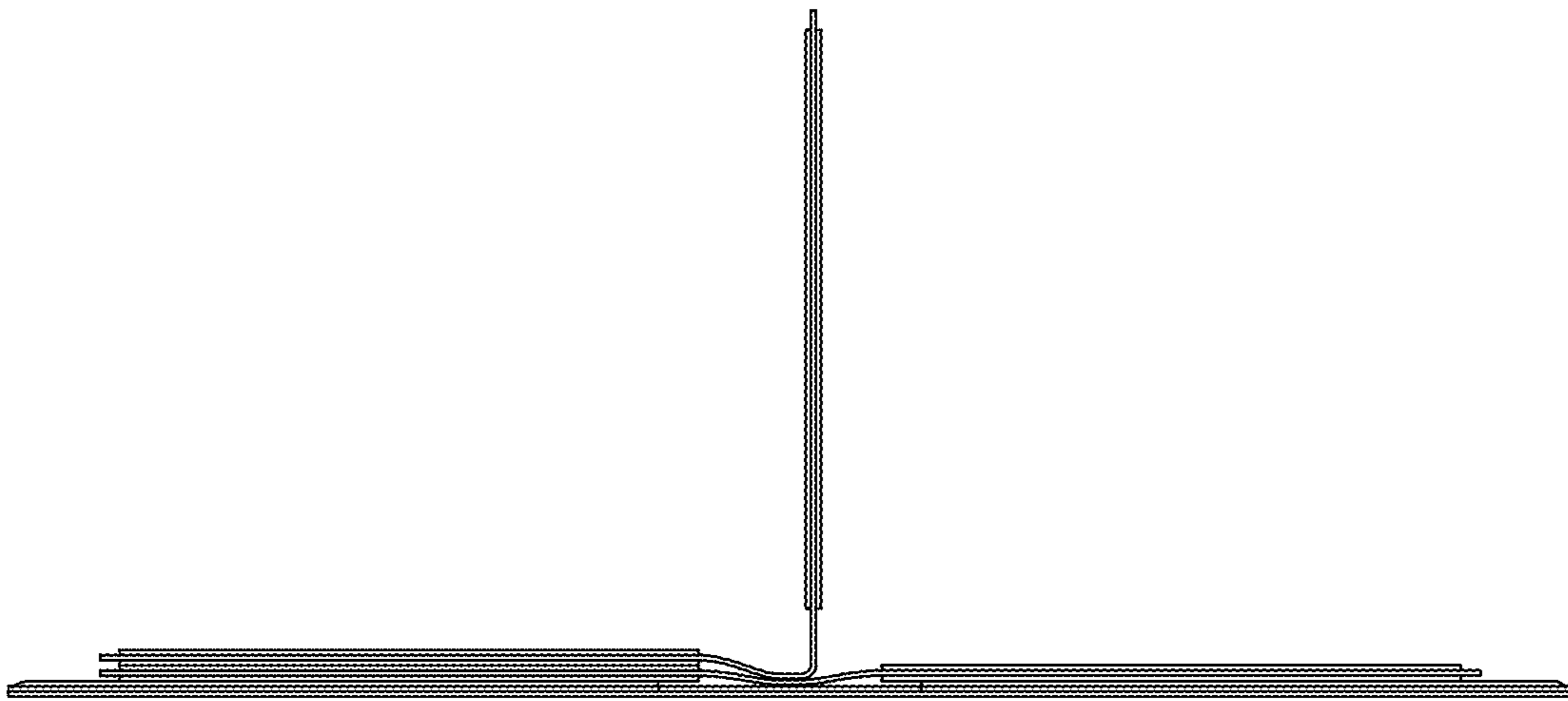


Fig. 5

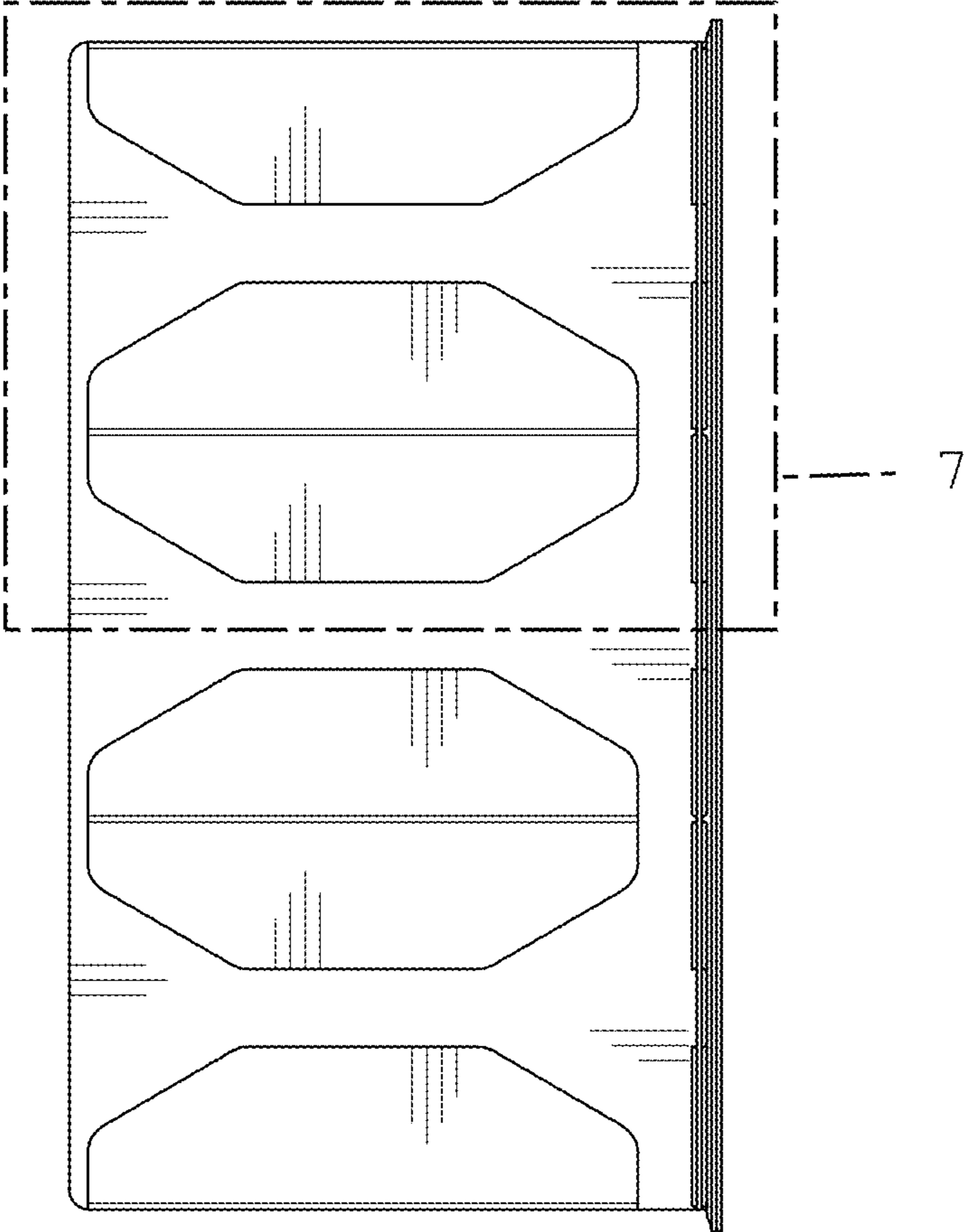


Fig. 6

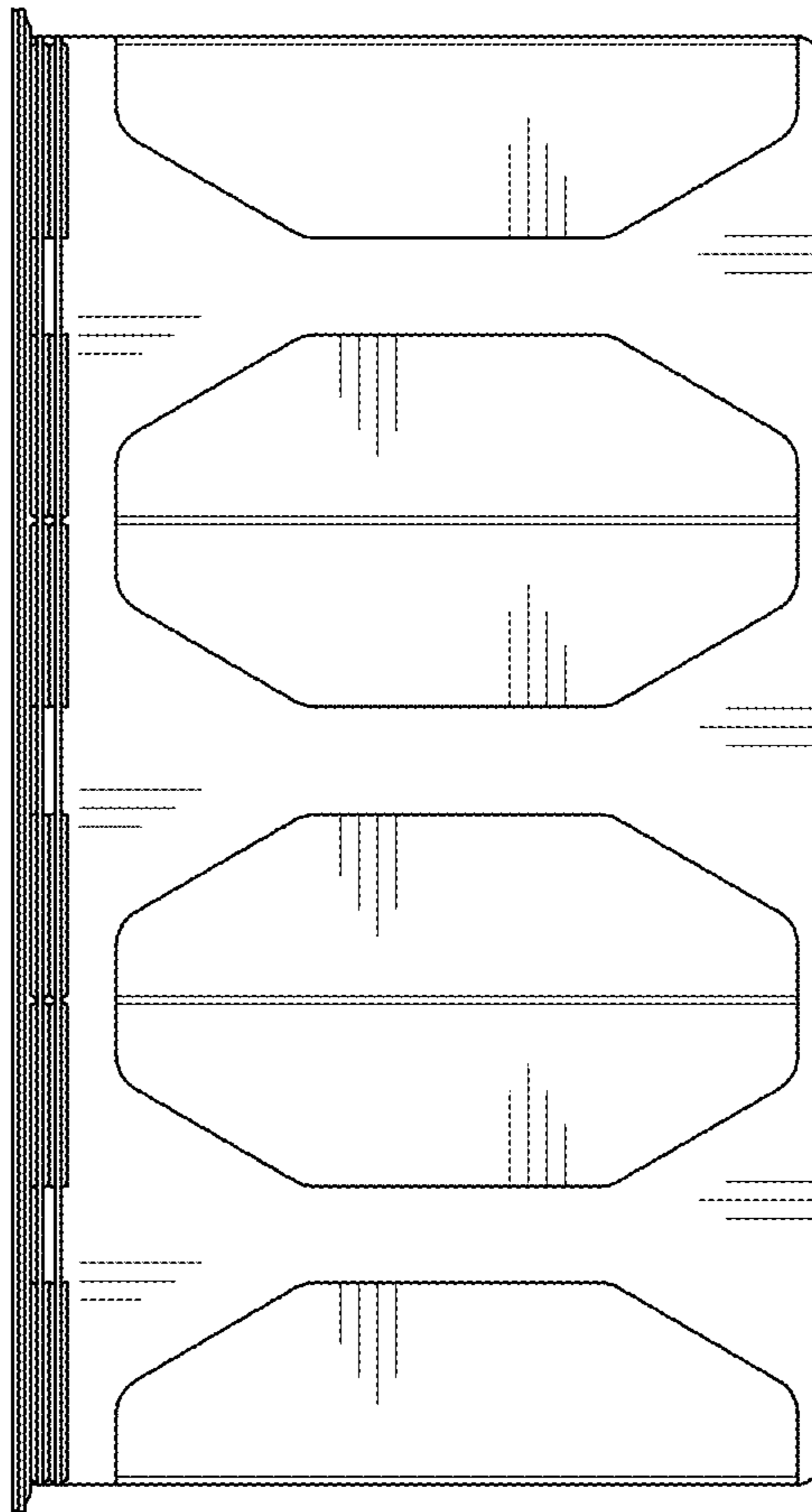




Fig. 7

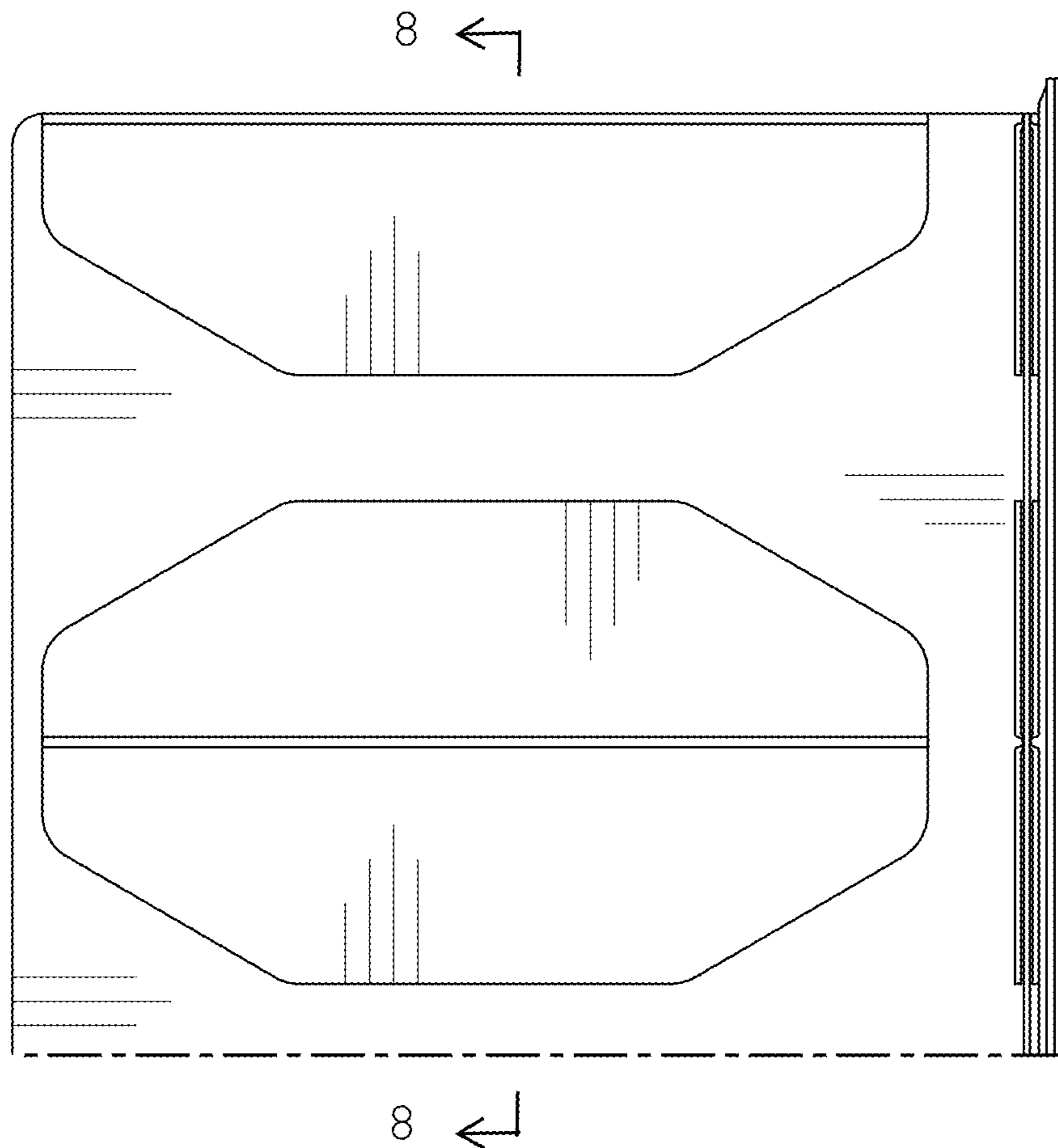


Fig. 8



Fig. 9



Fig. 10

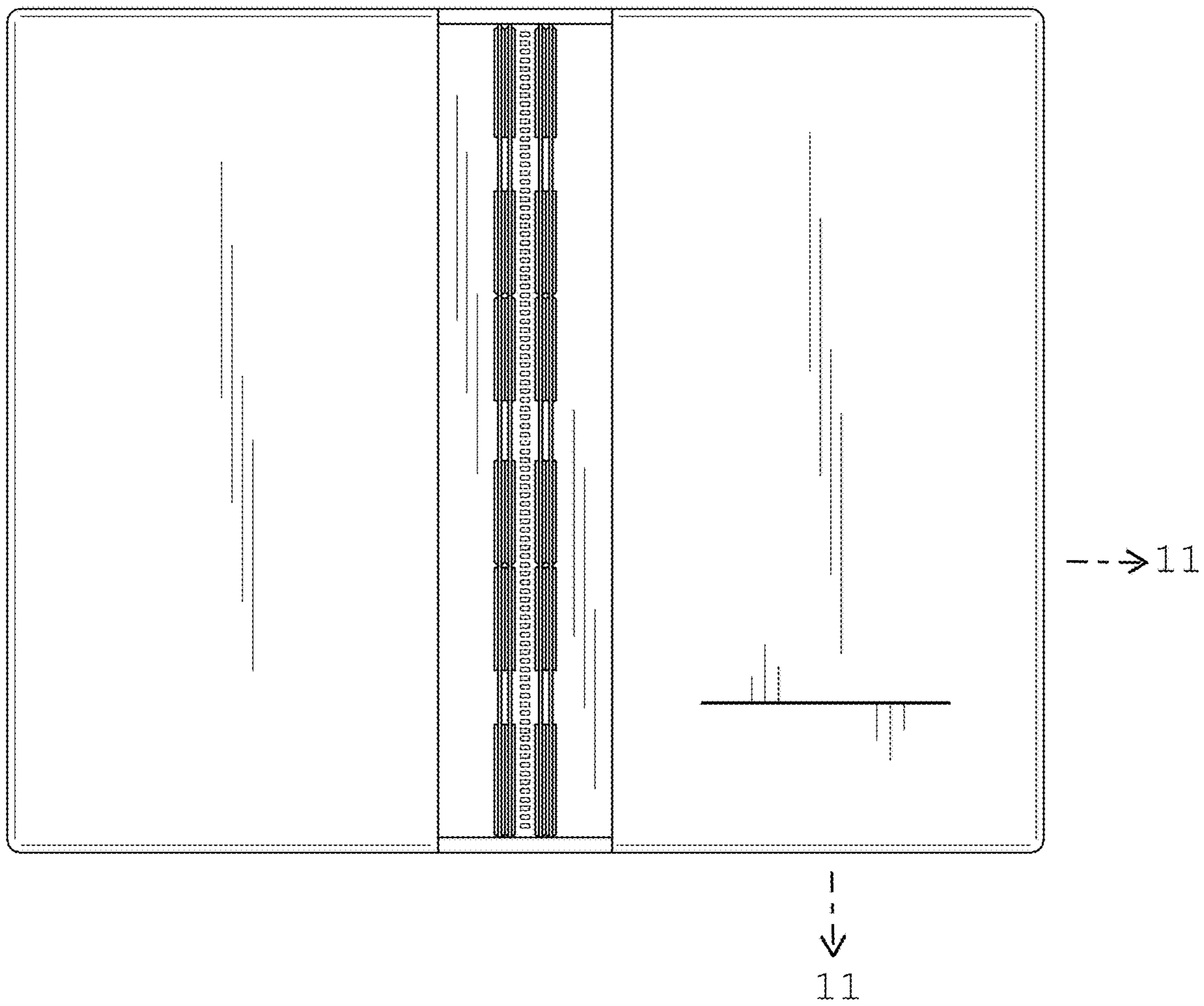


Fig. 11

