



US00D939019S

(12) **United States Design Patent** (10) **Patent No.:** **US D939,019 S**  
**Herrington et al.** (45) **Date of Patent:** **\*\* Dec. 21, 2021**

(54) **CARD WITH BLENDED MAGNETIC STRIPE**

(56) **References Cited**

(71) Applicant: **Capital One Services, LLC**, McLean, VA (US)

U.S. PATENT DOCUMENTS

(72) Inventors: **Daniel Herrington**, New York, NY (US); **Tyler Maiman**, Melville, NY (US); **Elaine Markey**, Jupiter, FL (US)

D443,298 S *	6/2001	Webb	.....	D14/437
D786,355 S *	5/2017	Hendrick	.....	D19/9
D857,093 S *	8/2019	Mills	.....	D19/9
D866,660 S *	11/2019	Mills	.....	D19/9
D895,005 S *	9/2020	Carroll, II	.....	D19/9

(73) Assignee: **CAPITAL ONE SERVICES, LLC**, McLean, VA (US)

OTHER PUBLICATIONS

(\*\*) Term: **15 Years**

Author unknown, "A new kind of credit card. Created by Apple, not a bank.", Apple Card—Apple [online] 2019 [retrieved on May 2, 2019]. Retrieved from Internet URL: <https://www.apple.com/apple-card/>, 16 pages.

(21) Appl. No.: **29/690,930**

\* cited by examiner

(22) Filed: **May 13, 2019**

(51) **LOC (13) Cl.** ..... **19-08**

*Primary Examiner* — Abraham Bahta

(52) **U.S. Cl.**  
USPC ..... **D19/10**

(74) *Attorney, Agent, or Firm* — Kacvinsky Daisak Bluni PLLC

(58) **Field of Classification Search**  
USPC ..... D19/1–12, 20–34, 100;

(57) **CLAIM**

40/124.01–124.15, 672, 661, 726, 776, 40/617; 283/72, 74–75, 103, 105–117, 283/82, 70, 94, 81, 907; 206/449; D21/385; D20/10, 22, 27, 40, 42, 11; D14/435–437; 235/380, 382, 487, 493, 235/488; D6/613, 583; 360/2; 702/158, 702/86, 97, 163, 166, 170

The ornamental design for a card with blended magnetic stripe, as shown and described.

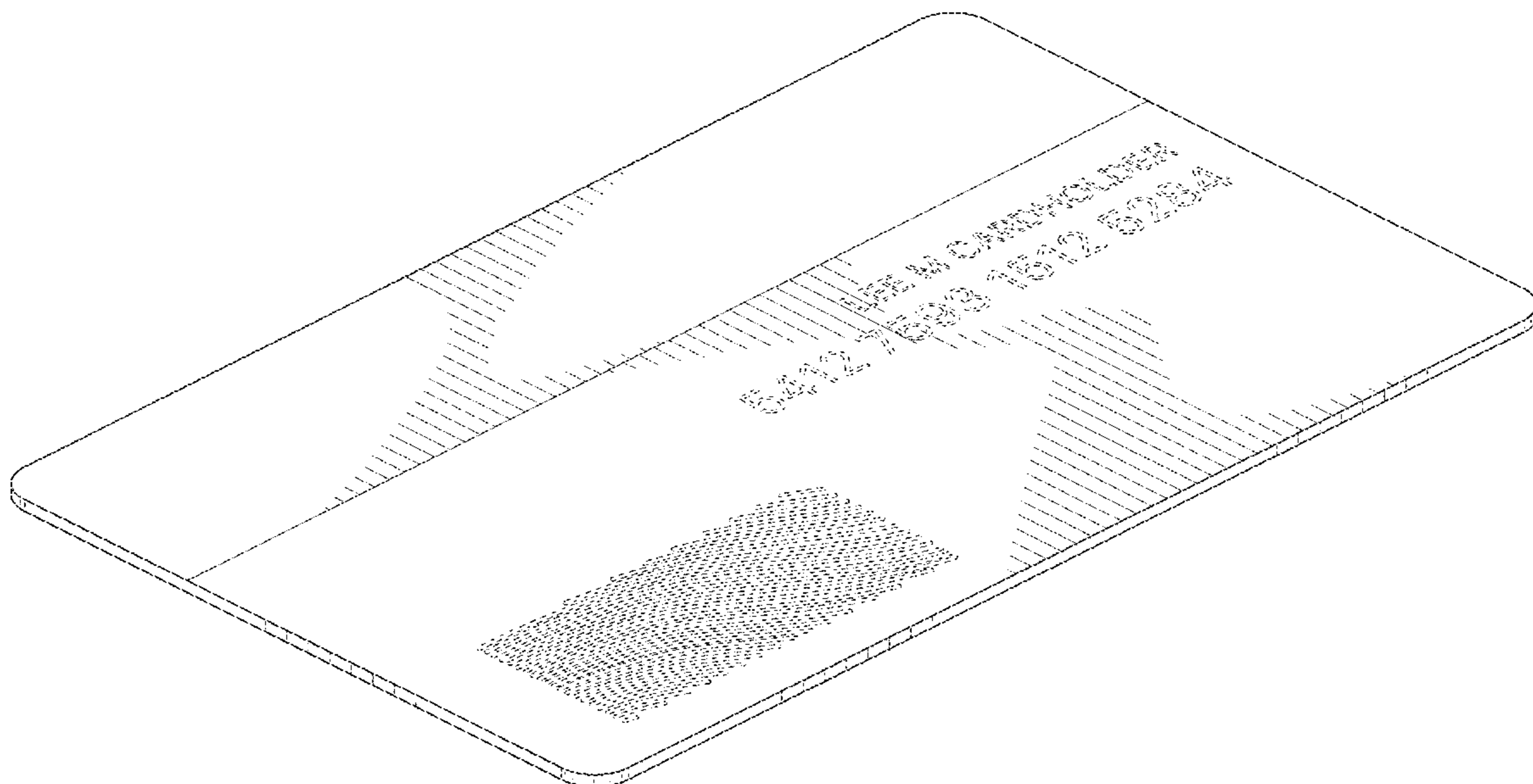
CPC .... B42D 15/00; B42D 15/022; B42D 15/027; B42D 15/042; B42D 15/045; B42D 25/00; B42D 25/20; B42D 25/30; B42D 25/23; B42D 25/26; B42D 25/29; B42D 25/285; B42D 2033/00; B42D 2033/02; B42D 2033/04; B42D 2033/08; B42D 2033/10; B42D 2033/18; B42D 2033/20; B42D 2033/22; B42D 2033/28; G09F 3/02; G09F 2003/0201

**DESCRIPTION**

FIG. 1 is an isometric view of the card with blended magnetic stripe showing our new design; FIG. 2 is a bottom view thereof; FIG. 3 is a top view thereof; FIG. 4 is a first end view thereof; FIG. 5 is a second end view thereof; FIG. 6 is a first side view thereof; and, FIG. 7 is a second side view thereof. The broken lines in the figures are included for the purpose of illustrating portions of the card with blended magnetic stripe that form no part of the claimed design.

See application file for complete search history.

**1 Claim, 5 Drawing Sheets**



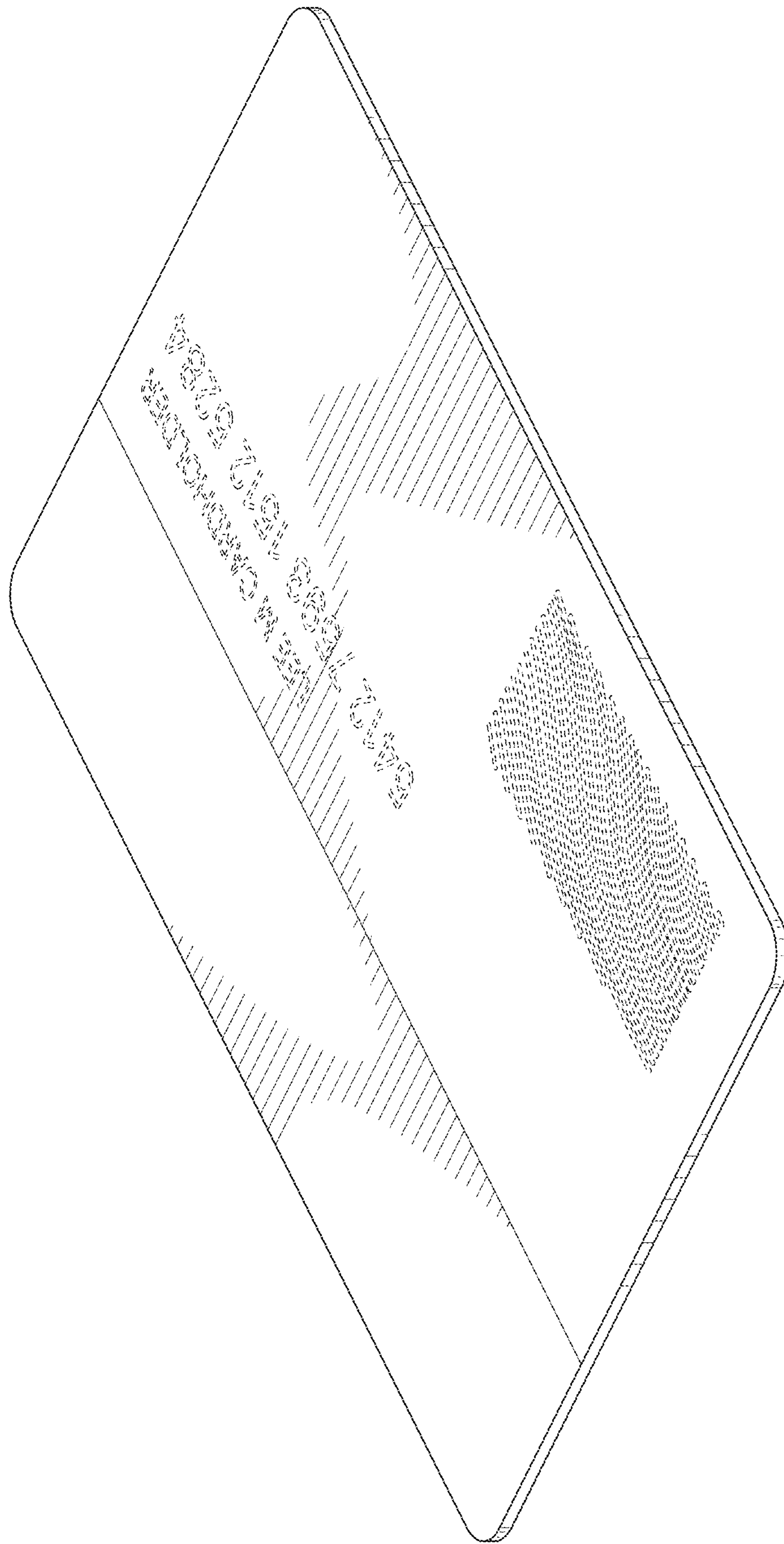


FIG. 1




FIG. 2




FIG. 3

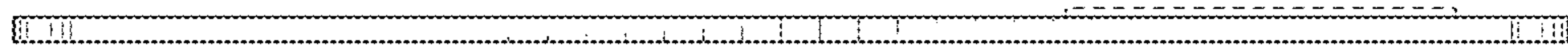


FIG. 4

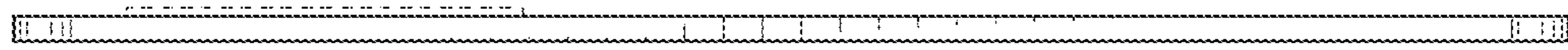


FIG. 5

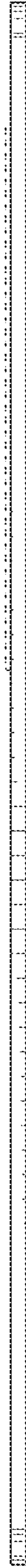


FIG. 6



FIG. 7