



US00D939016S

(12) **United States Design Patent** (10) **Patent No.:** **US D939,016 S**
Billings et al. (45) **Date of Patent:** **** Dec. 21, 2021**

(54) **CLIP FOR GOGGLES STRAP**

(71) Applicant: **HTM, LLC.**, Bethesda, MD (US)
(72) Inventors: **Courtney Billings**, Bethesda, MD (US);
Thomas Billings, Bethesda, MD (US)
(73) Assignee: **HTM, LLC**, Bethesda, MD (US)
(**) Term: **15 Years**

(21) Appl. No.: **29/688,474**

(22) Filed: **Apr. 22, 2019**

(51) **LOC (13) Cl.** **16-06**

(52) **U.S. Cl.**
USPC **D16/330**

(58) **Field of Classification Search**
USPC 351/43, 44-47, 49, 59, 63, 69, 104, 123,
351/126, 131, 132, 135, 145; D16/101,
D16/300-342; D29/108-110; D14/372
CPC G02C 5/22; G02C 5/2218; G02C 5/2236;
G02C 5/2245; G02C 5/2254; G02C
5/2272; G02C 5/14; G02C 5/143; G02C
5/146; G02C 5/18; G02C 5/20; G02C
5/12; G02C 5/124; G02C 5/126; G02C
11/02; G02C 11/06; G02C 7/10; G02C
9/04; A61F 9/00

See application file for complete search history.

(56) **References Cited**

U.S. PATENT DOCUMENTS

D677,317 S *	3/2013	Hillegass	D16/341
D738,426 S *	9/2015	Frith	D16/341
D789,441 S *	6/2017	Aquino	D16/341
D792,500 S *	7/2017	Frith	D16/341
D900,209 S *	10/2020	Marzano	D16/341
D912,724 S *	3/2021	Bright	D16/341

OTHER PUBLICATIONS

Tippmann Replacement Goggle Strap, announced visited May 4, 2015, [online], [site visited Apr. 24, 2021]. Available from Internet, <URL: https://www.tippmannparts.com/US-Army-Replacement-Goggle-Strap-TP420-p/10147.htm> (Year: 2021).*
Toggles for Goggles, announced Aug. 18, 2020, [online], [site visited Apr. 24, 2021]. Available from Internet, <URL:https://www.togglesforgoggles.com/collections/all/products/heart> (Year: 2020).*
Toggles for Goggles, announced Dec. 19, 2018, [online], [site visited Apr. 24, 2021]. Available from Internet, <URL:https://www.instagram.com/p/Brk5Hj0HE2W/> (Year: 2018).*

(Continued)

Primary Examiner — Sanjeev Paul

(74) *Attorney, Agent, or Firm* — Barnes & Thornburg LLP

(57) **CLAIM**

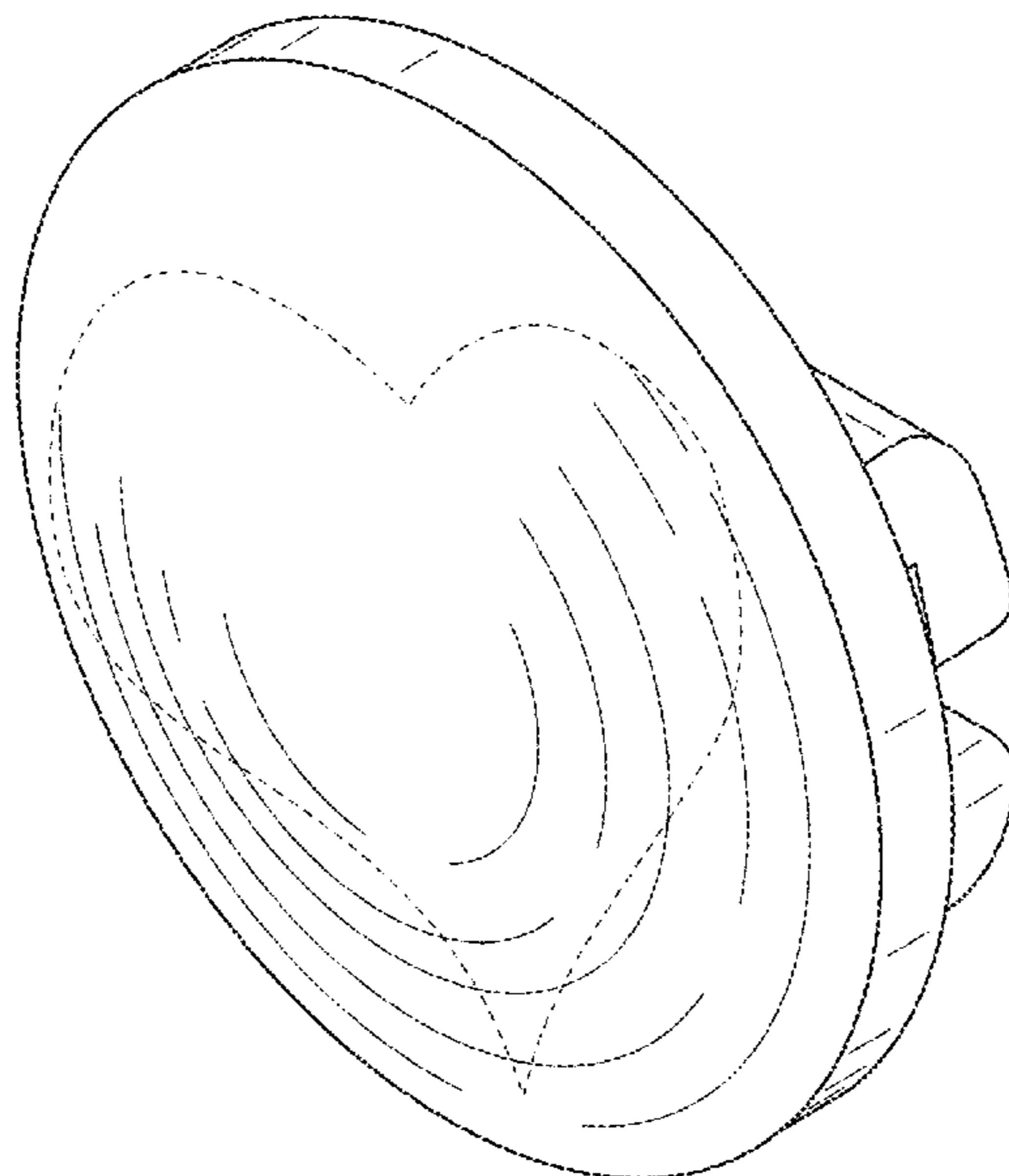
The ornamental design for a clip for goggles strap, as shown and described.

DESCRIPTION

FIG. 1 is a perspective view of an embodiment a new design for a clip for goggles strap;
FIG. 2 is a front view thereof;
FIG. 3 is a rear view thereof;
FIG. 4 is a right side view thereof;
FIG. 5 is a left side view thereof;
FIG. 6 is a top plan view thereof;
FIG. 7 is a bottom plan view thereof; and,
FIG. 8 is a perspective view of FIG. 7 illustrating an environmental use.

The broken lines shown in FIGS. 1-6 are include for the purpose of illustrating unclaimed portions of the clip for goggles strap and form no part of the claimed design. The broken lines shown in FIG. 8 are included for the purpose of illustrating environmental subject matter and form no part of the claimed design.

1 Claim, 5 Drawing Sheets



(56)

References Cited

OTHER PUBLICATIONS

Google search: "round strap clip" [site visited Sep. 14, 2020]:
https://www.google.com/search?q=round+strap+clip&sxsrf=ALeKk00cZo0zMRY-7npoxd_d79rEv-5k9w:1619385815584&source=Inms&tbm=isch&sa=X&ved=2ahUKEwjOxaqiqprwAhVCZc0KHWGIDaAQ_AUoAnoECAEQBA&biw=1200&bih=1777 (Year: 2020).*

Google search: "goggle strap clip" [site visited Sep. 14, 2020]:
https://www.google.com/search?q=goggle+strap+clip&sxsrf=ALeKk00mW9NY5VUtgalZ6S8HeexS02Z64g:1619385655047&source=Inms&tbm=isch&sa=X&ved=2ahUKEwjjuTVqZrwAhWRKM0KHRuAAulQ_AUoAnoECAEQBA&biw=1200&bih=1777 (Year: 2020).*

* cited by examiner

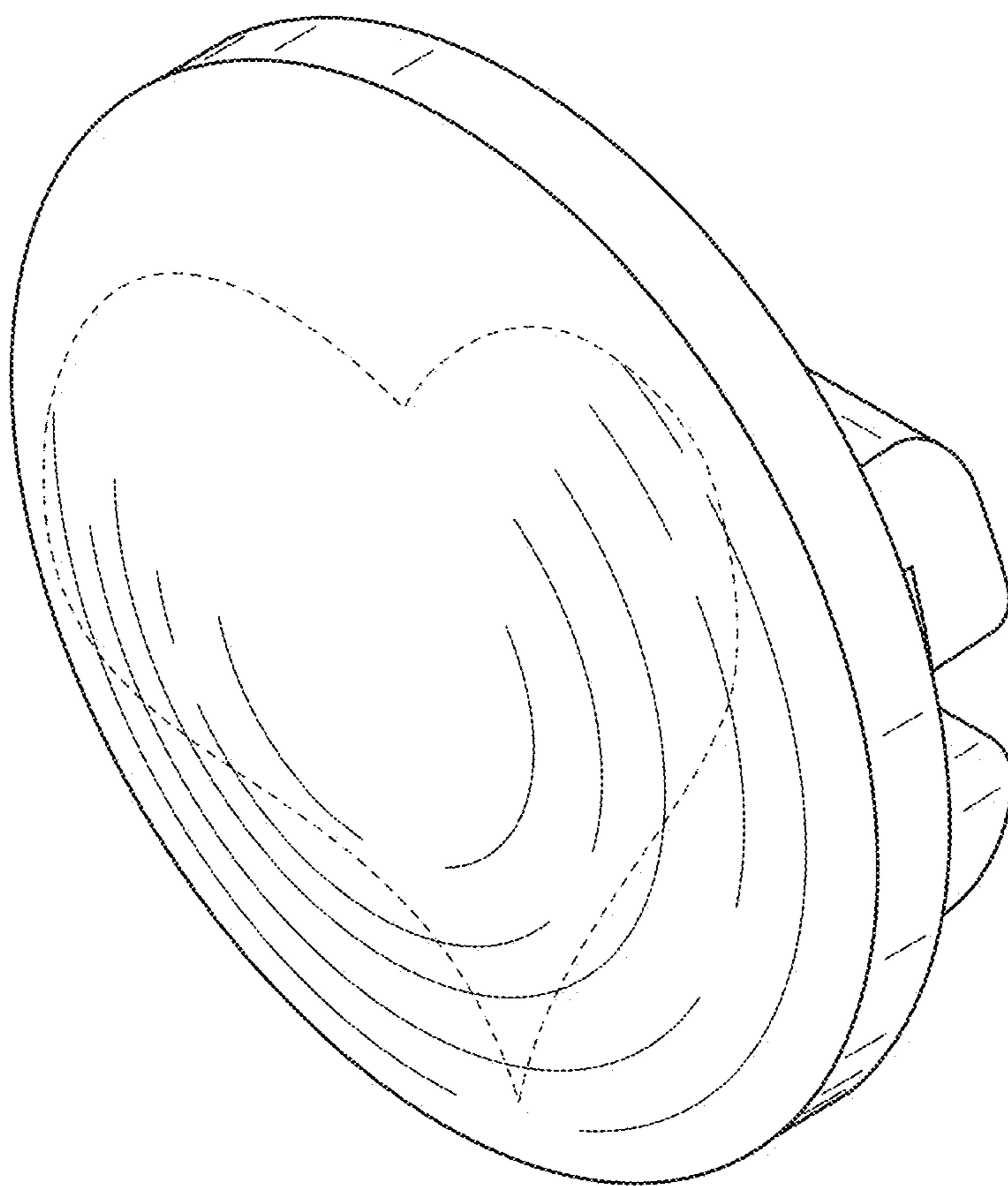


FIG. 1

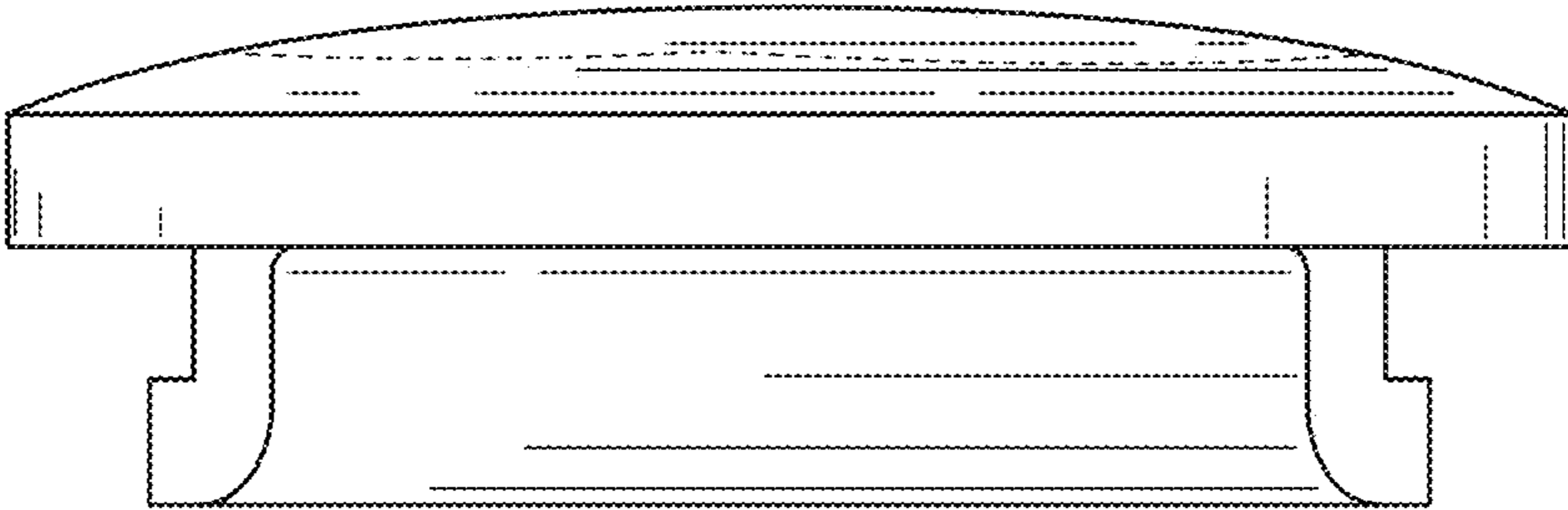


FIG. 2

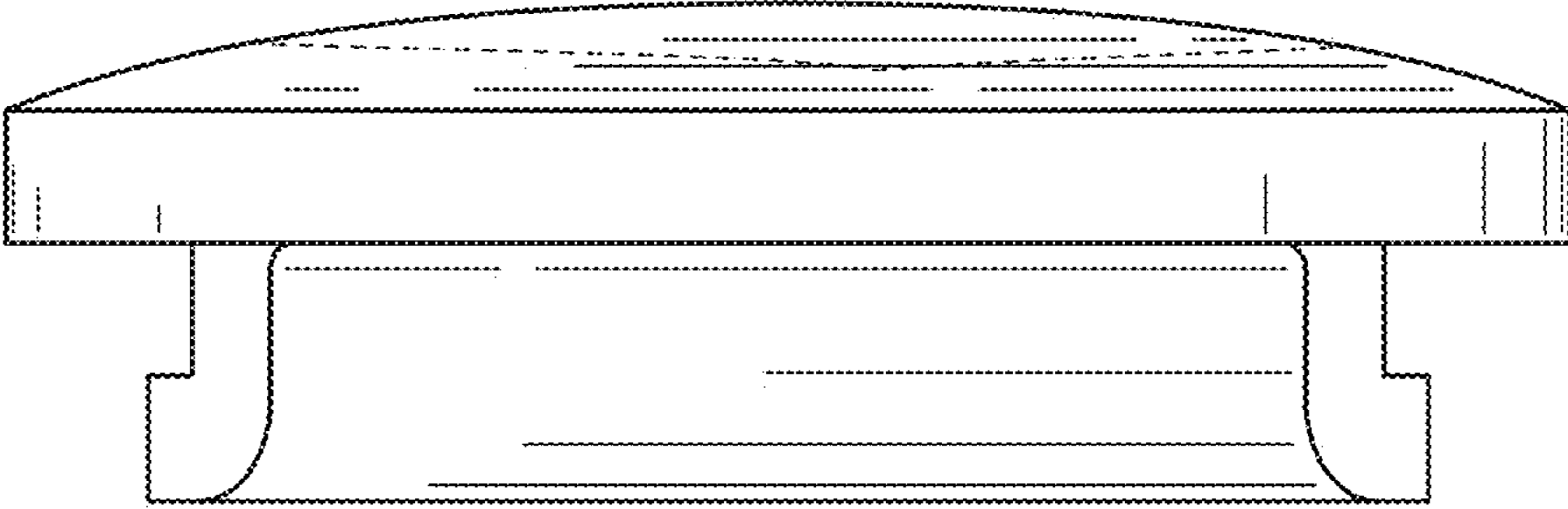


FIG. 3

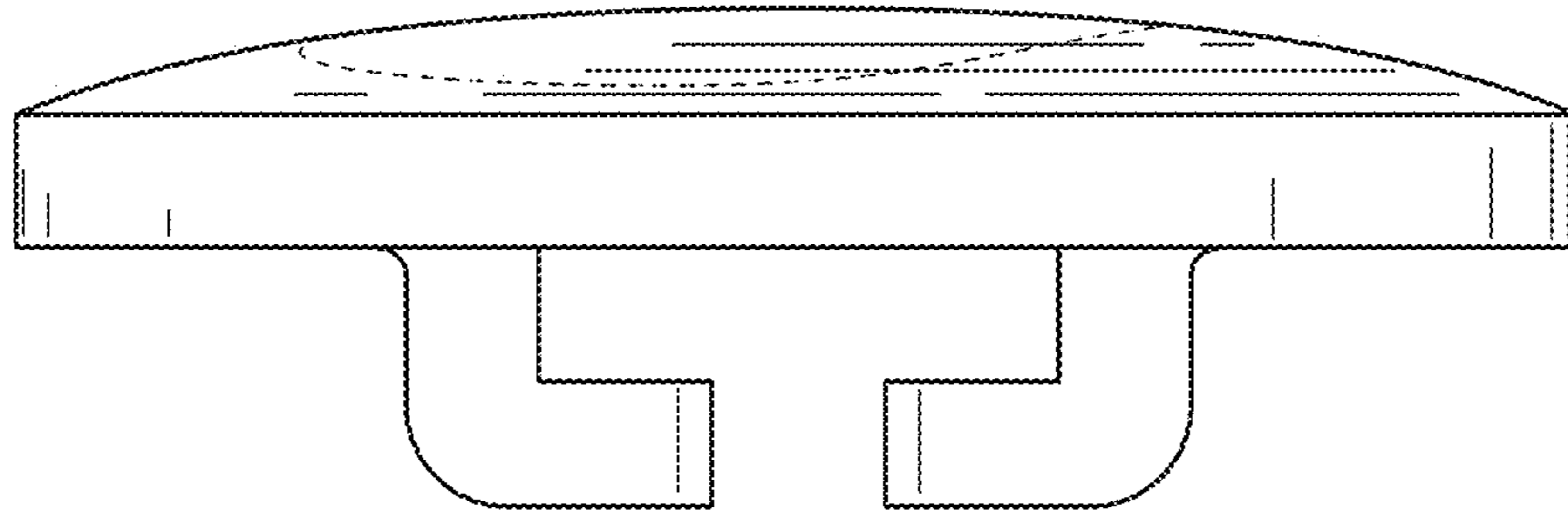


FIG. 4

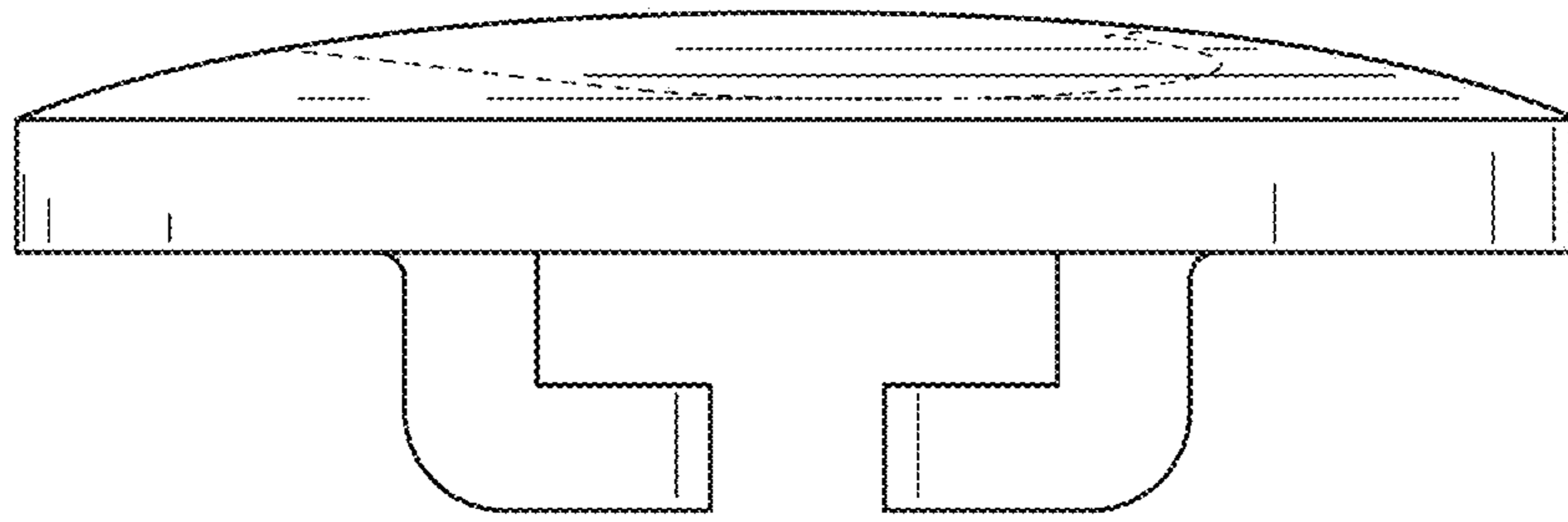


FIG. 5

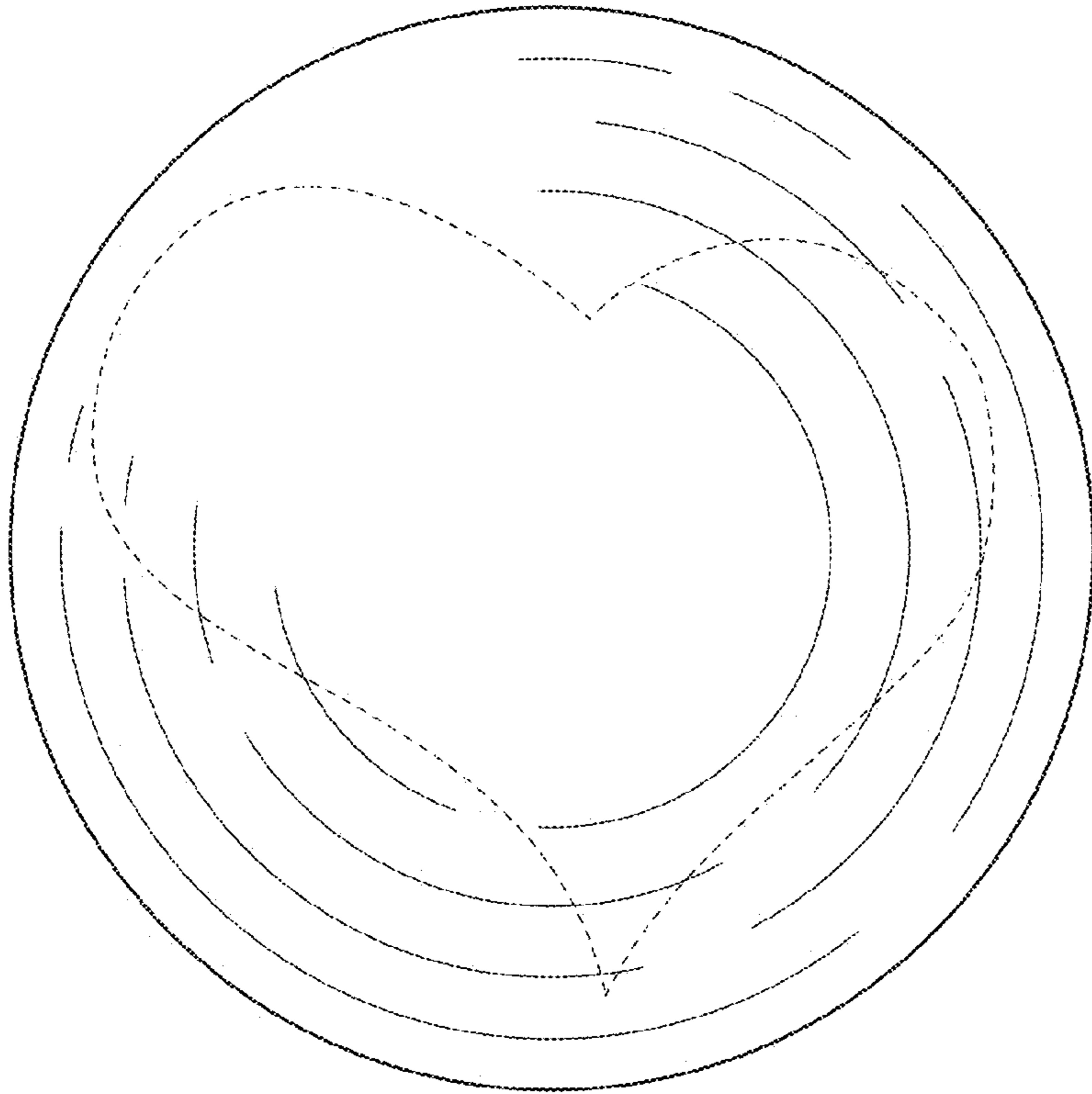


FIG. 6

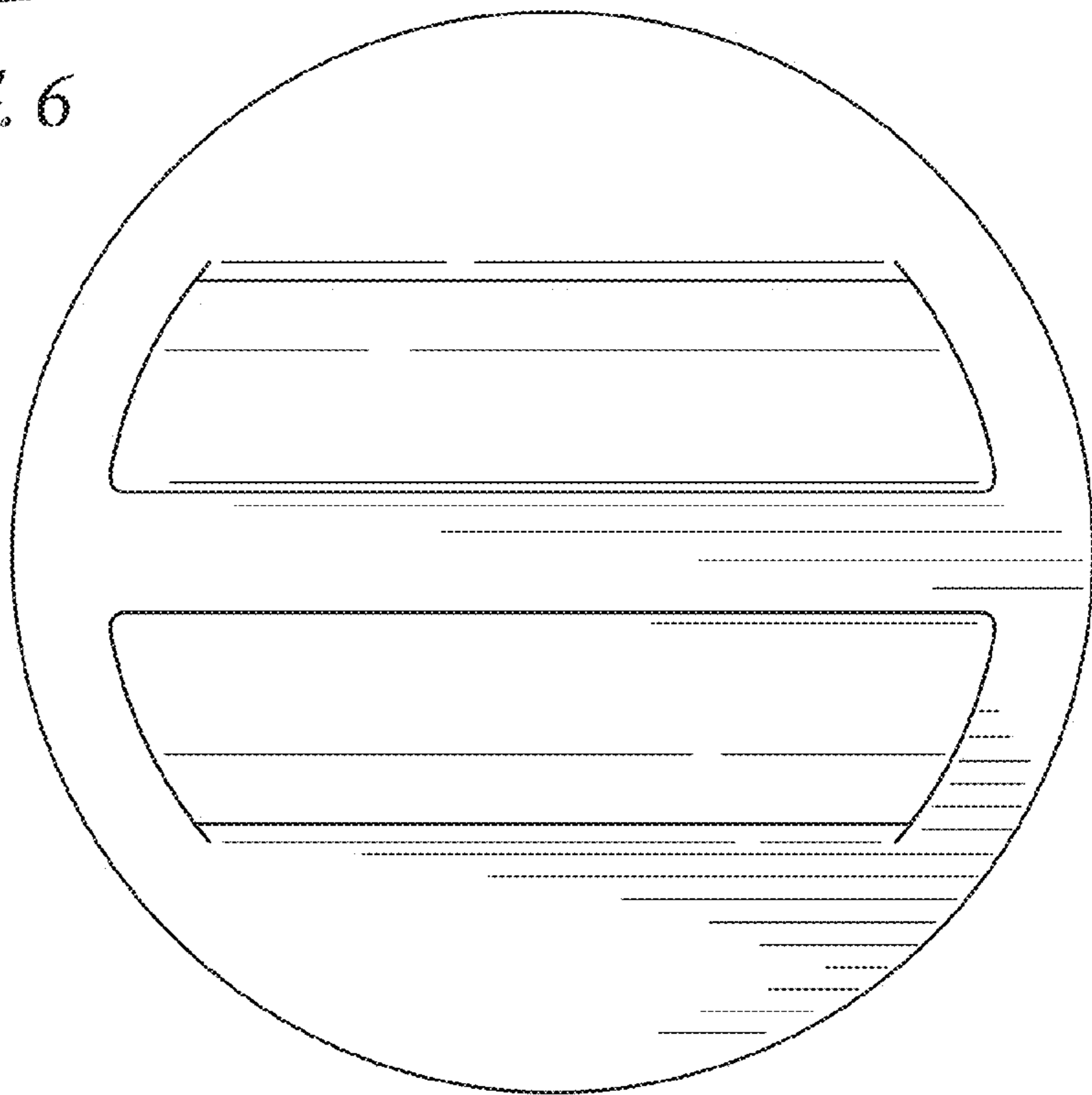


FIG. 7




FIG. 8