



US00D938998S

(12) **United States Design Patent**  
**Jabusch et al.**

(10) **Patent No.:** **US D938,998 S**

(45) **Date of Patent:** **\*\* Dec. 21, 2021**

(54) **STACKING INJECTION PUMP MANIFOLD**

(71) Applicant: **Sirius Instrumentation and Controls Inc.**, Edmonton (CA)

(72) Inventors: **Kirby Jabusch**, Edmonton (CA);  
**Curtis Jabusch**, Edmonton (CA)

(\*\*) Term: **15 Years**

(21) Appl. No.: **29/677,900**

(22) Filed: **Jan. 24, 2019**

(51) **LOC (13) Cl.** ..... **15-04**

(52) **U.S. Cl.**  
USPC ..... **D15/21**

(58) **Field of Classification Search**  
USPC .... D15/5, 21, 122; D23/233, 237, 245, 259,  
D23/269, 235; D10/121; D12/218  
CPC ... B29C 44/1271; B29C 44/086; B60T 17/04;  
F16H 61/30; F16H 61/0267; F15B  
13/0817; F15B 13/0821; F15B 13/0839;  
F15B 13/0896; F16K 27/003; F16K 37/00  
See application file for complete search history.

(56) **References Cited**

**U.S. PATENT DOCUMENTS**

3,786,831	A *	1/1974	Clippard, III	.....	F15B 13/0835 137/269
4,524,807	A *	6/1985	Toliusis	.....	F15B 13/0817 137/269
D546,419	S *	7/2007	Steinberg	.....	D23/233
D606,165	S *	12/2009	Kurisasi	.....	D23/233
D692,985	S *	11/2013	Tamura	.....	D23/233
2006/0272719	A1 *	12/2006	Steinberg	.....	F15B 13/0817 137/884
2007/0218158	A1 *	9/2007	Chen	.....	B29C 45/2725 425/190
2011/0168285	A1 *	7/2011	Seabolt	.....	F16K 27/003 137/884
2011/0220224	A1 *	9/2011	Ellis	.....	F16K 27/003 137/561 A
2016/0319805	A1 *	11/2016	Dille	.....	F16L 25/14

(Continued)

**OTHER PUBLICATIONS**

Sirius, STACK Multipoint Injection System, (site visited Apr. 23, 2021), Siriuscontrols.com, URL:<<https://www.siriuscontrols.com/stack.html>> (Year: 2021).\*

(Continued)

*Primary Examiner* — Calvin E Vansant

*Assistant Examiner* — Mark T. Philipps

(74) *Attorney, Agent, or Firm* — Bennett Jones LLP

(57) **CLAIM**

The ornamental design for a stacking injection pump manifold, as shown and described.

**DESCRIPTION**

FIG. 1 is a left side view of our stacking injection pump manifold, having a variable number of intermediate manifold modules.

FIG. 2 is a top view of our stacking injection pump manifold, having a variable number of intermediate manifold modules.

FIG. 3 is a front view of our stacking injection pump manifold.

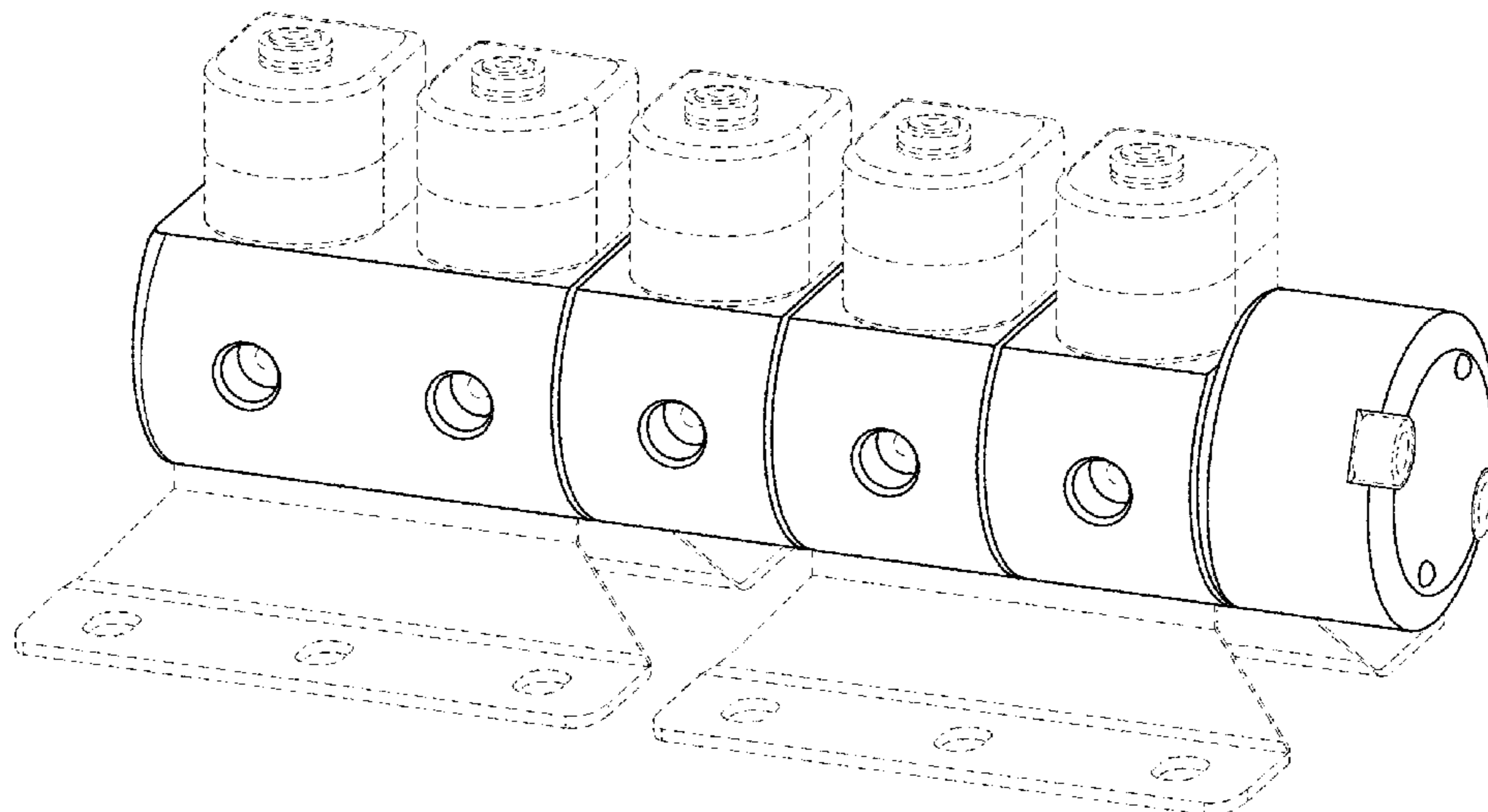
FIG. 4 is a front, top left perspective view of a variant of our stacking injection pump manifold, having three intermediate modules.

FIG. 5 is a front, top left perspective view of a variant of our stacking injection pump manifold, having one intermediate module; and,

FIG. 6 is a front, top left perspective view of a variant of our stacking injection pump manifold, having no intermediate modules.

The broken (dashed) lines depict portions of the stacking injection pump manifold that form no part of the claimed design.

**1 Claim, 6 Drawing Sheets**



(56)

**References Cited**

U.S. PATENT DOCUMENTS

2019/0145539 A1\* 5/2019 Dingman ..... F16L 41/03  
137/597  
2019/0353147 A1\* 11/2019 Bussiere ..... F04B 17/03

OTHER PUBLICATIONS

Staubli, Modular temperature control manifold NCI, (site visited Apr. 23, 2021), Staubli.com, URL:<<https://www.staubli.com/en-in/connectors/quick-couplings/temperature-control/manifold-nci/>> (Year: 2021).\*

Inserta, Modular Manifold Assemblies, (site visited Apr. 23, 2021), Inserta.com, URL:<<https://www.inserta.com/modular-manifold-assemblies.shtml>> (Year: 2021).\*

Swagelok, Stream Selector System, (copyright 2017), Swagelok.com, URL:<<https://www.swagelok.com/downloads/webcatalogs/en/ms-02-326.pdf>> (Year: 2017).\*

\* cited by examiner

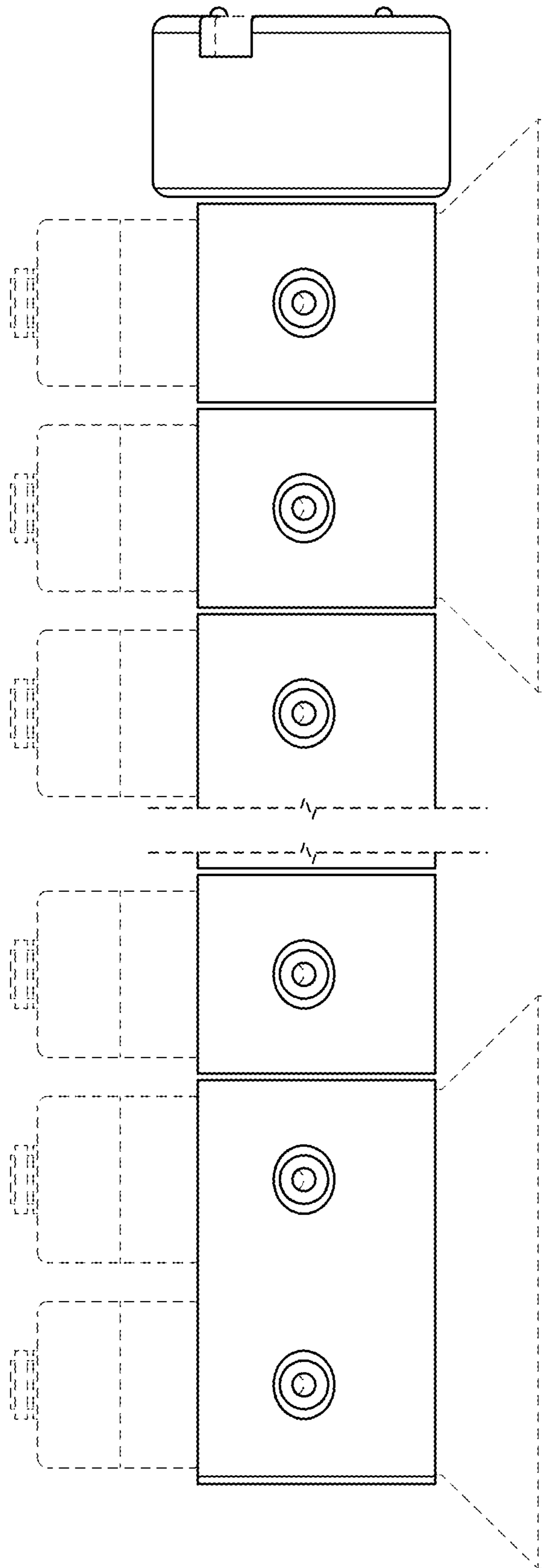


FIG. 1

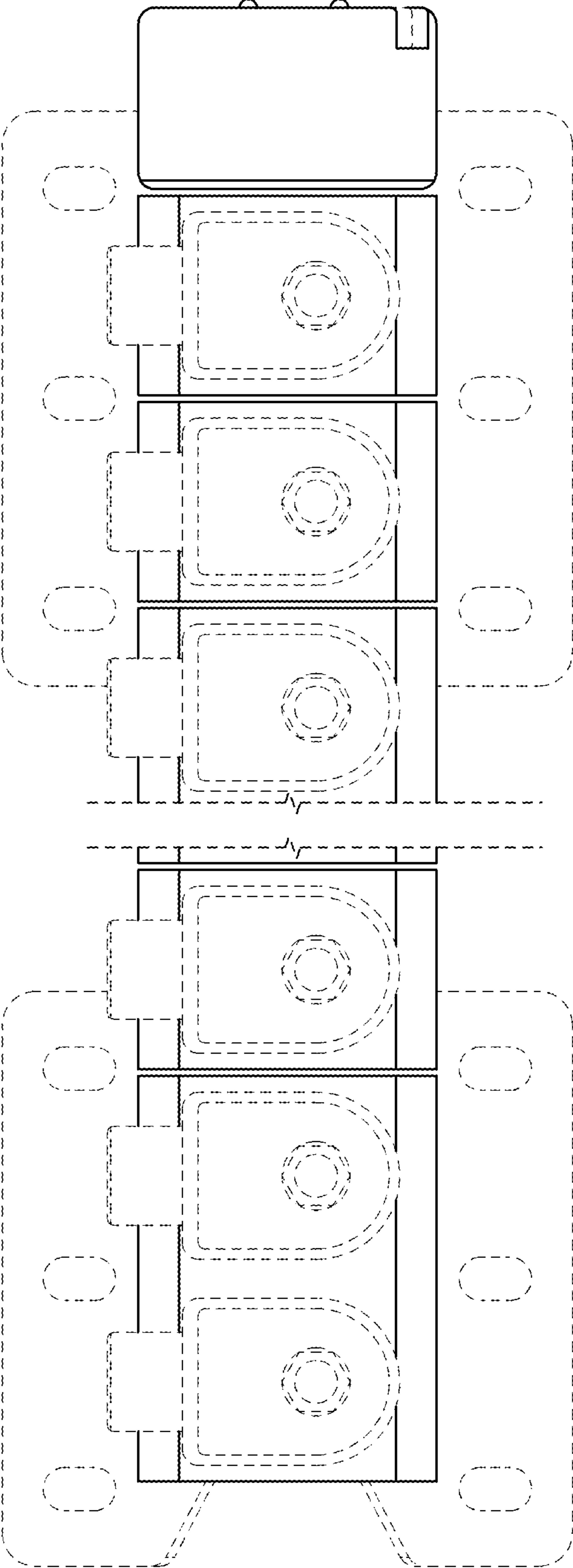


FIG. 2

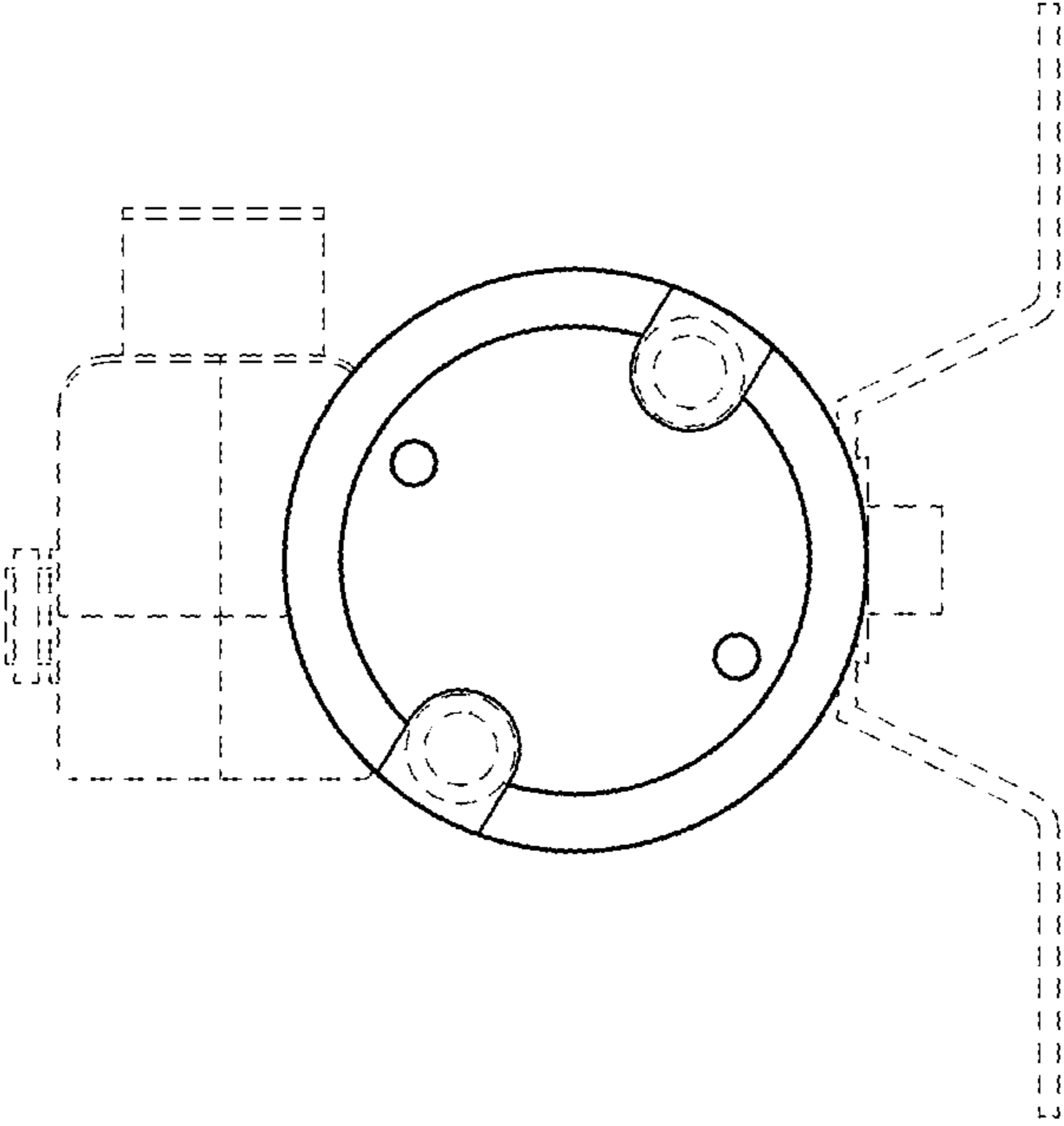


FIG. 3

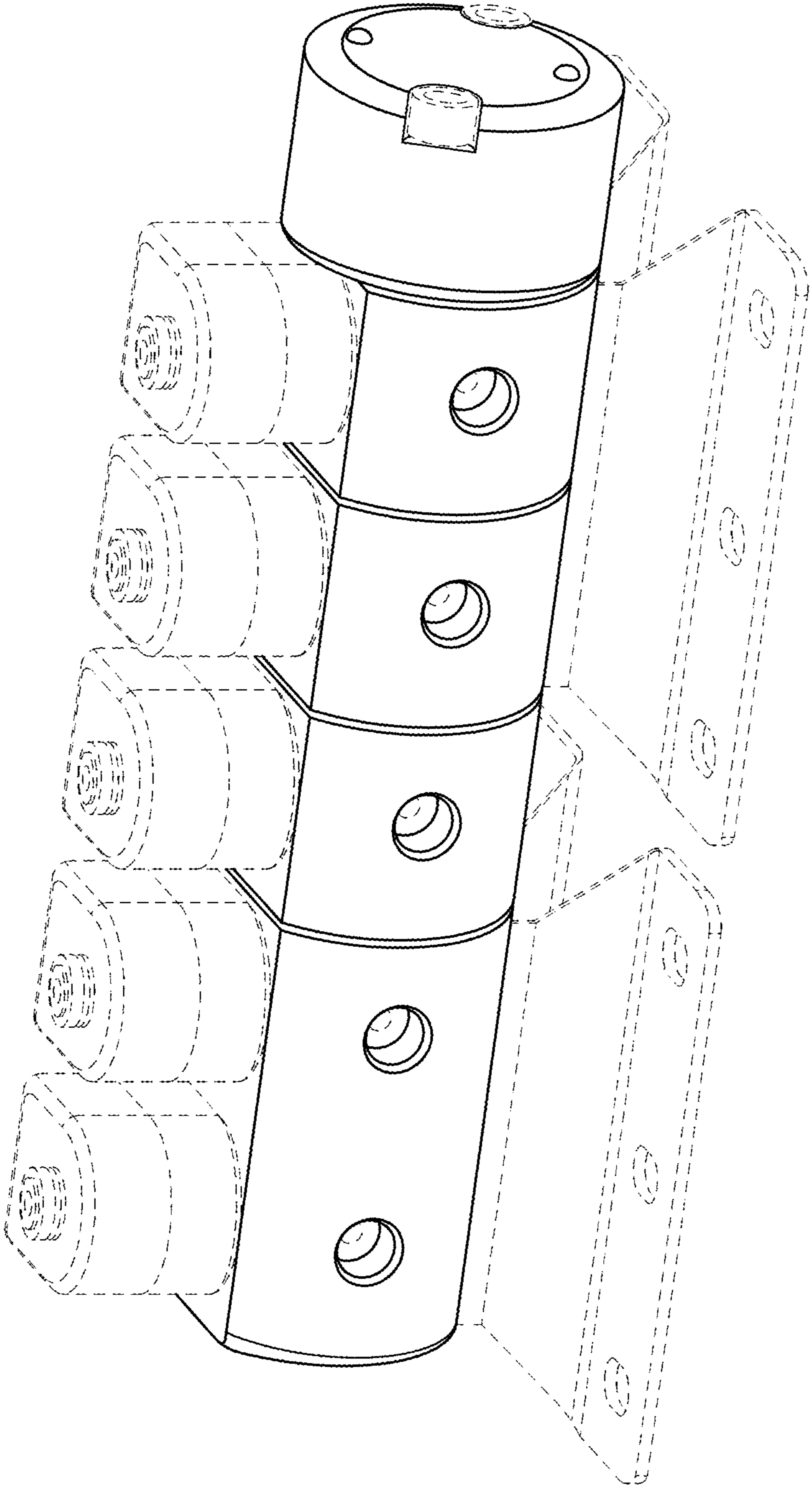


FIG. 4

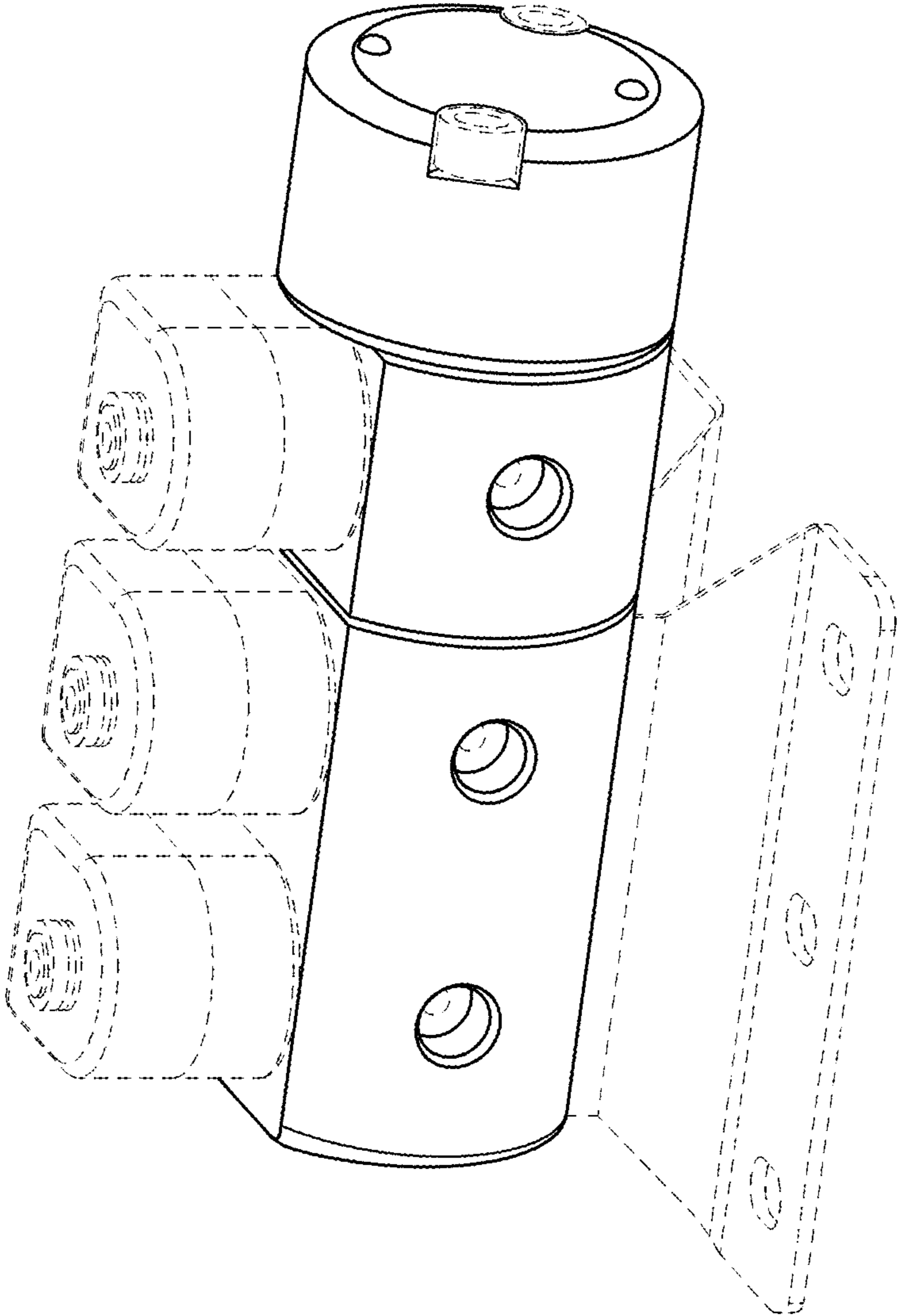


FIG. 5

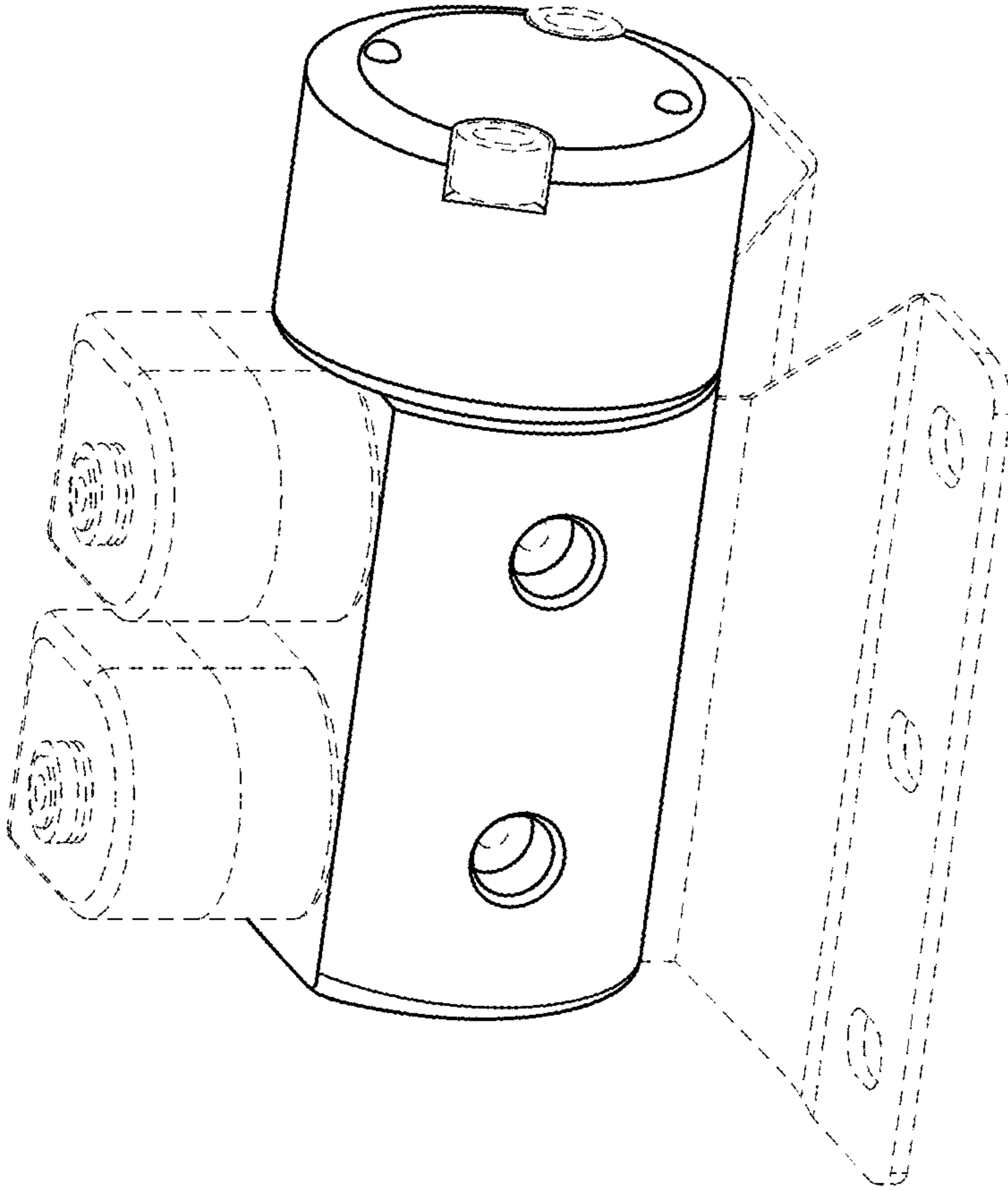


FIG. 6