



US00D938948S

(12) **United States Design Patent** (10) **Patent No.:** **US D938,948 S**
Luo (45) **Date of Patent:** **** Dec. 21, 2021**

(54) **PROTECTIVE CASE FOR MOBILE PHONE**
(71) Applicant: **Xiaoming Luo**, Guangdong (CN)
(72) Inventor: **Xiaoming Luo**, Guangdong (CN)
(**) Term: **15 Years**
(21) Appl. No.: **29/745,794**
(22) Filed: **Aug. 10, 2020**
(51) **LOC (13) Cl.** **14-03**
(52) **U.S. Cl.**
USPC **D14/250**
(58) **Field of Classification Search**
USPC D14/203.3–203.7, 439, 251–253, 447,
D14/217, 240, 238.1, 250, 440, 248;
D13/107–108, 103, 119; D3/201, 218,
D3/247, 249, 269, 273, 301, 303
CPC . H04B 1/3888; A45C 13/02; A45C 2011/002;
A45C 1/06; A45C 11/00; A45F 2005/026;
A45F 2200/0525; A45F 2200/0516;
H04M 1/0283; H04M 1/0202
See application file for complete search history.

(56) **References Cited**
U.S. PATENT DOCUMENTS

D528,110 S *	9/2006	Cohn	D14/248
D589,953 S *	4/2009	Turner	D14/248
D709,061 S *	7/2014	Borra	D14/250
D722,312 S *	2/2015	Tages	D14/250
D723,016 S *	2/2015	Lee	D14/250
D744,471 S *	12/2015	Fitzgerald	D14/250
D748,612 S *	2/2016	Chan	D14/250
D753,099 S *	4/2016	Kim	D14/250
D759,642 S *	6/2016	Chao	D14/250
D761,774 S *	7/2016	Liang	D14/250
D764,449 S *	8/2016	Chan	D14/250
D765,627 S *	9/2016	Watt	D14/250
D765,629 S *	9/2016	Watt	D14/250
D788,758 S *	6/2017	Liu	D14/250

D798,287 S *	9/2017	Wright	D14/250
D800,712 S *	10/2017	Lai	D14/250
D821,380 S *	6/2018	Cramer	D14/250
D831,625 S *	10/2018	Cho	D14/248
D839,252 S *	1/2019	Lim	D14/250
D848,411 S *	5/2019	Jones, Jr.	D14/250
D849,734 S *	5/2019	Wu	D14/250
10,362,847 B1 *	7/2019	Okada	H04B 1/3888
D857,682 S *	8/2019	Wang	D14/250
D875,089 S *	2/2020	Hemesath	D14/250
D875,726 S *	2/2020	Weng	D14/250
D877,725 S *	3/2020	Ashley	D14/250
2014/0332417 A1 *	11/2014	Wicks	H04B 1/3888 206/37
2015/0173229 A1 *	6/2015	Chao	B29C 45/14811 206/524.2
2015/0189963 A1 *	7/2015	Lai	H04B 1/3888 224/191

(Continued)

Primary Examiner — Carla J Wright

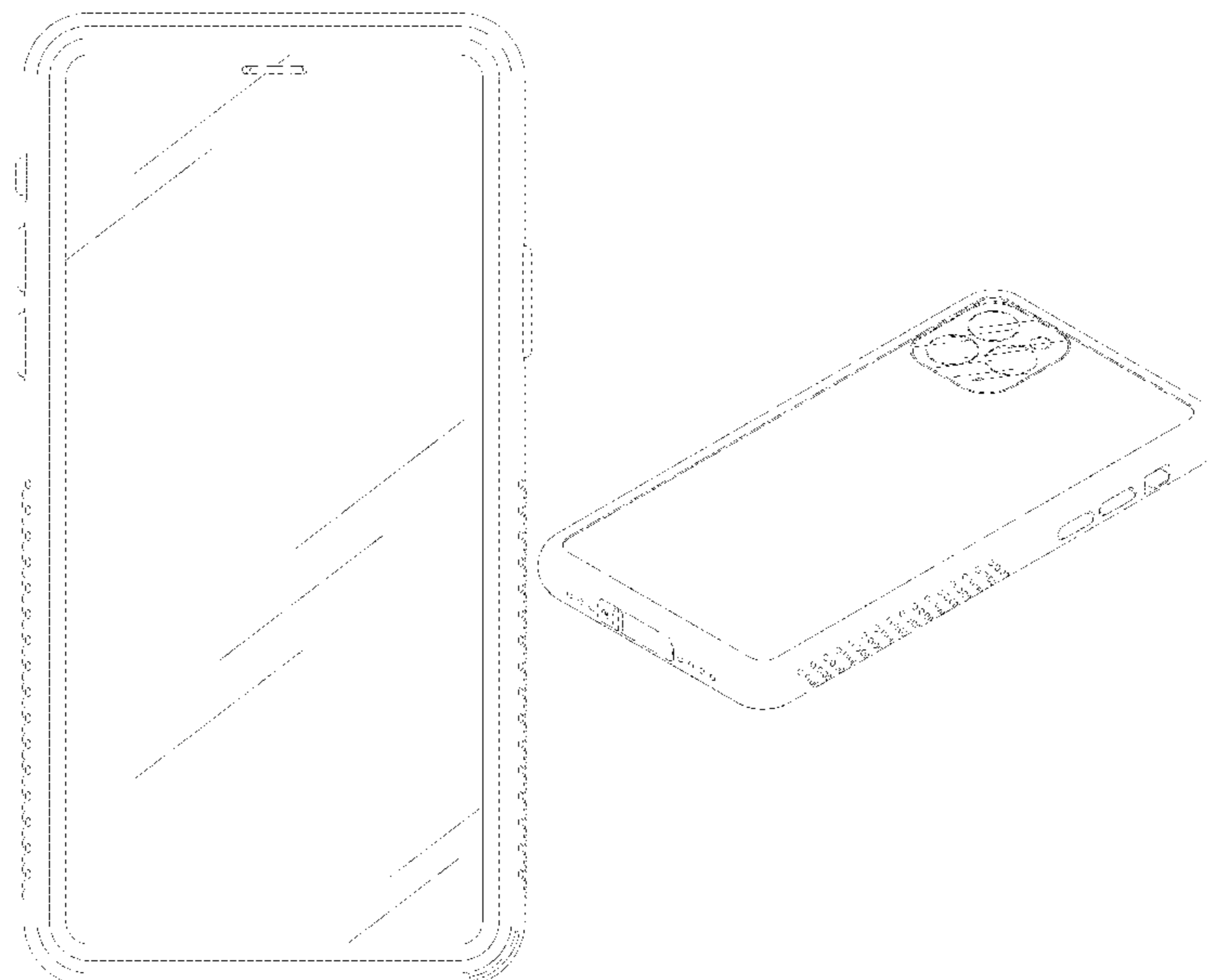
(57) **CLAIM**

The ornamental design for a protective case for mobile phone, as shown and described.

DESCRIPTION

FIG. 1 is a front elevational view of a protective case for mobile phone showing my new design; FIG. 2 is a rear elevational view thereof; FIG. 3 is a left side view thereof; FIG. 4 is a right side view thereof; FIG. 5 is a top plan view thereof; FIG. 6 is a bottom plan view thereof; FIG. 7 is a front, right-side, and bottom perspective view thereof; and, FIG. 8 is a rear, left-side, and bottom perspective view thereof. The broken lines in the drawing figures depict portions of the protective case for mobile phone that form no part of the claimed design.

1 Claim, 7 Drawing Sheets



(56)

References Cited

U.S. PATENT DOCUMENTS

2016/0015138 A1* 1/2016 Poon A45C 13/008
224/191

* cited by examiner

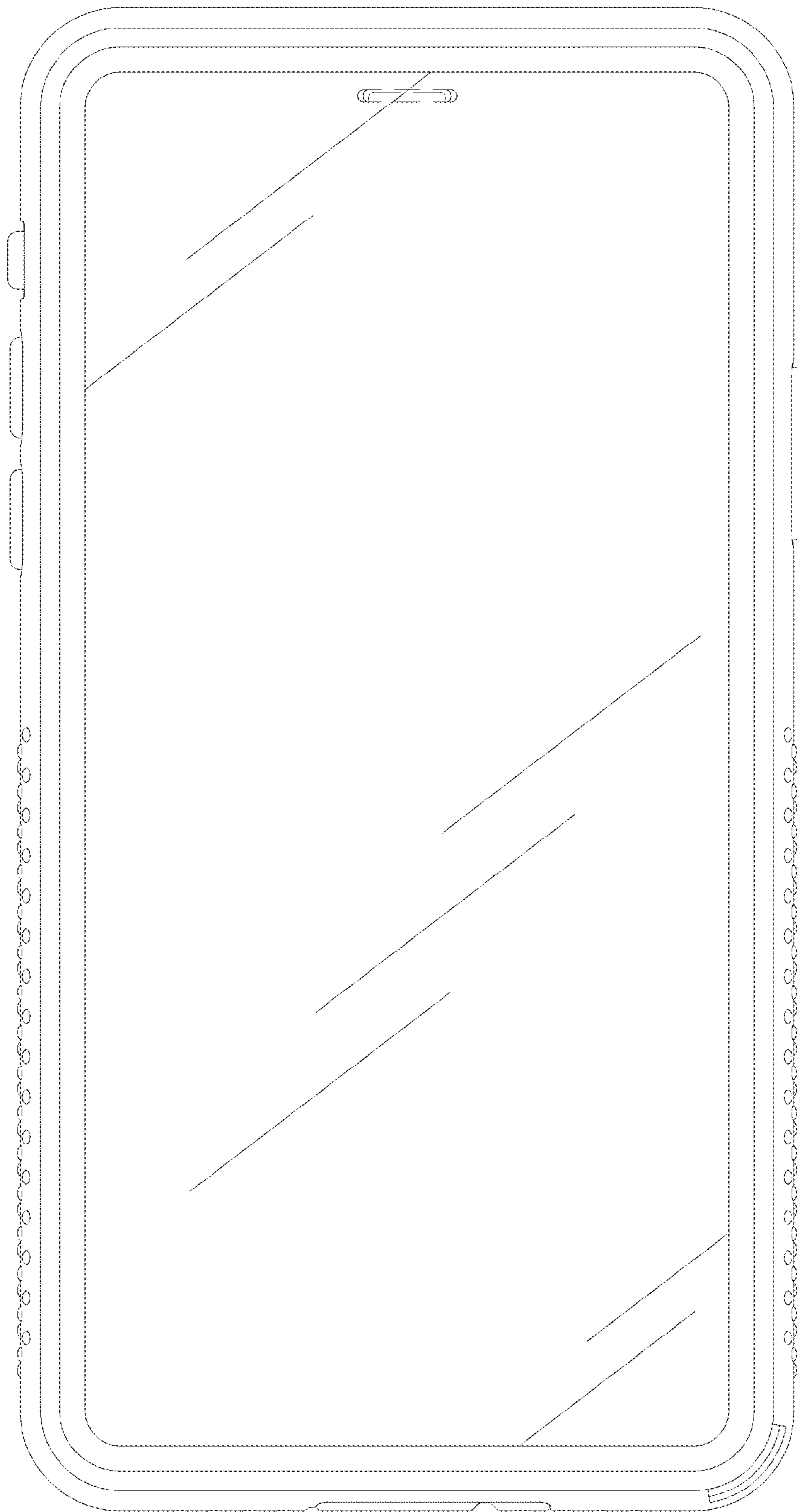


FIG. 1




FIG. 2

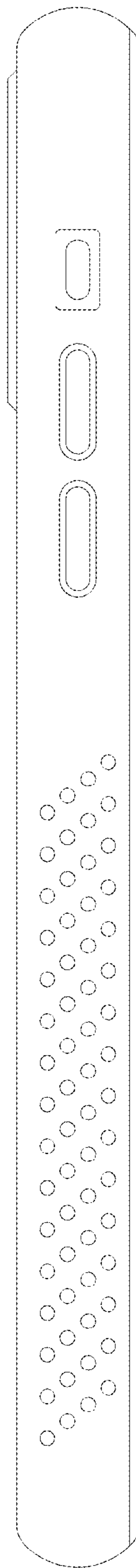


FIG. 3

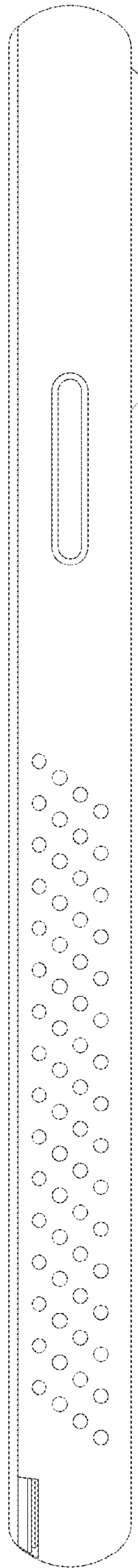


FIG. 4

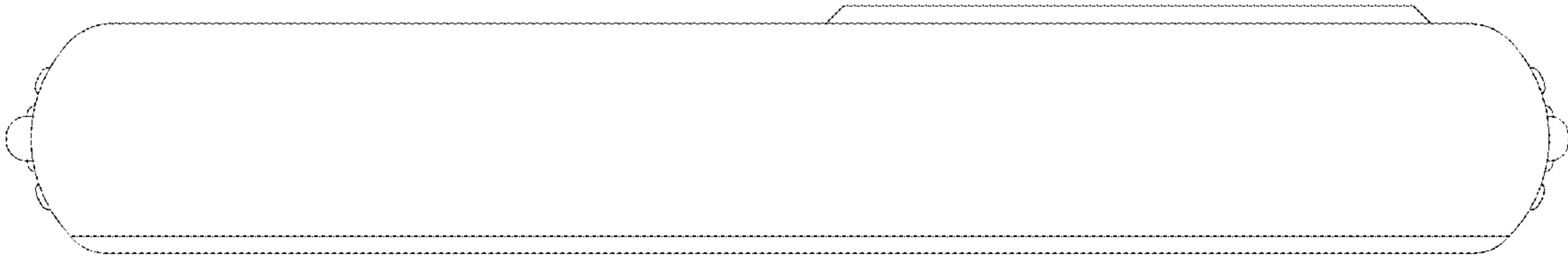


FIG. 5

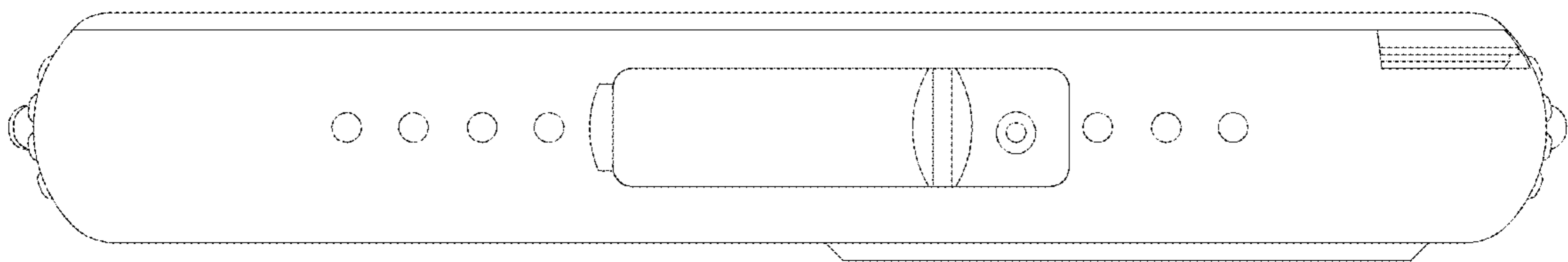


FIG. 6

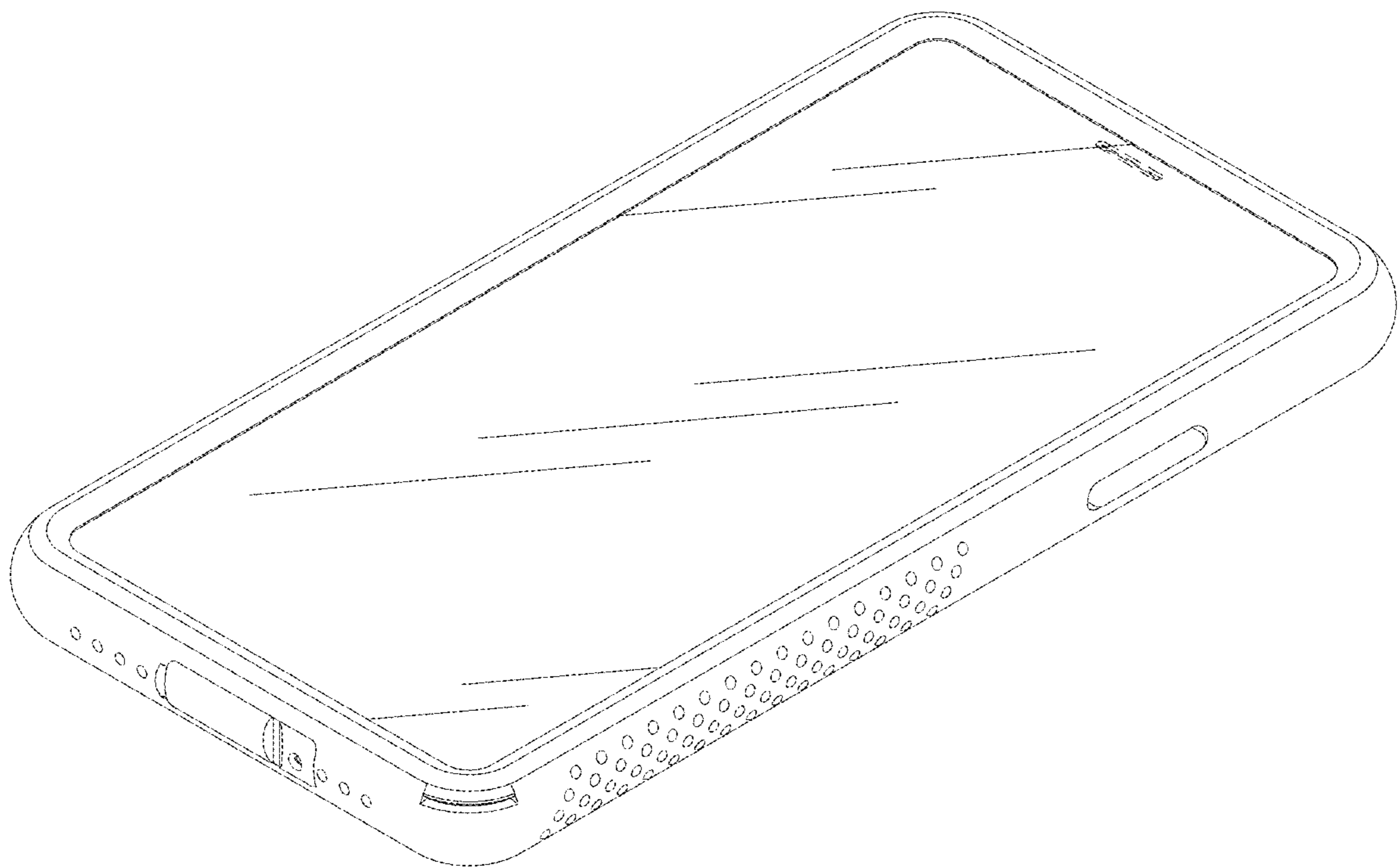


FIG. 7

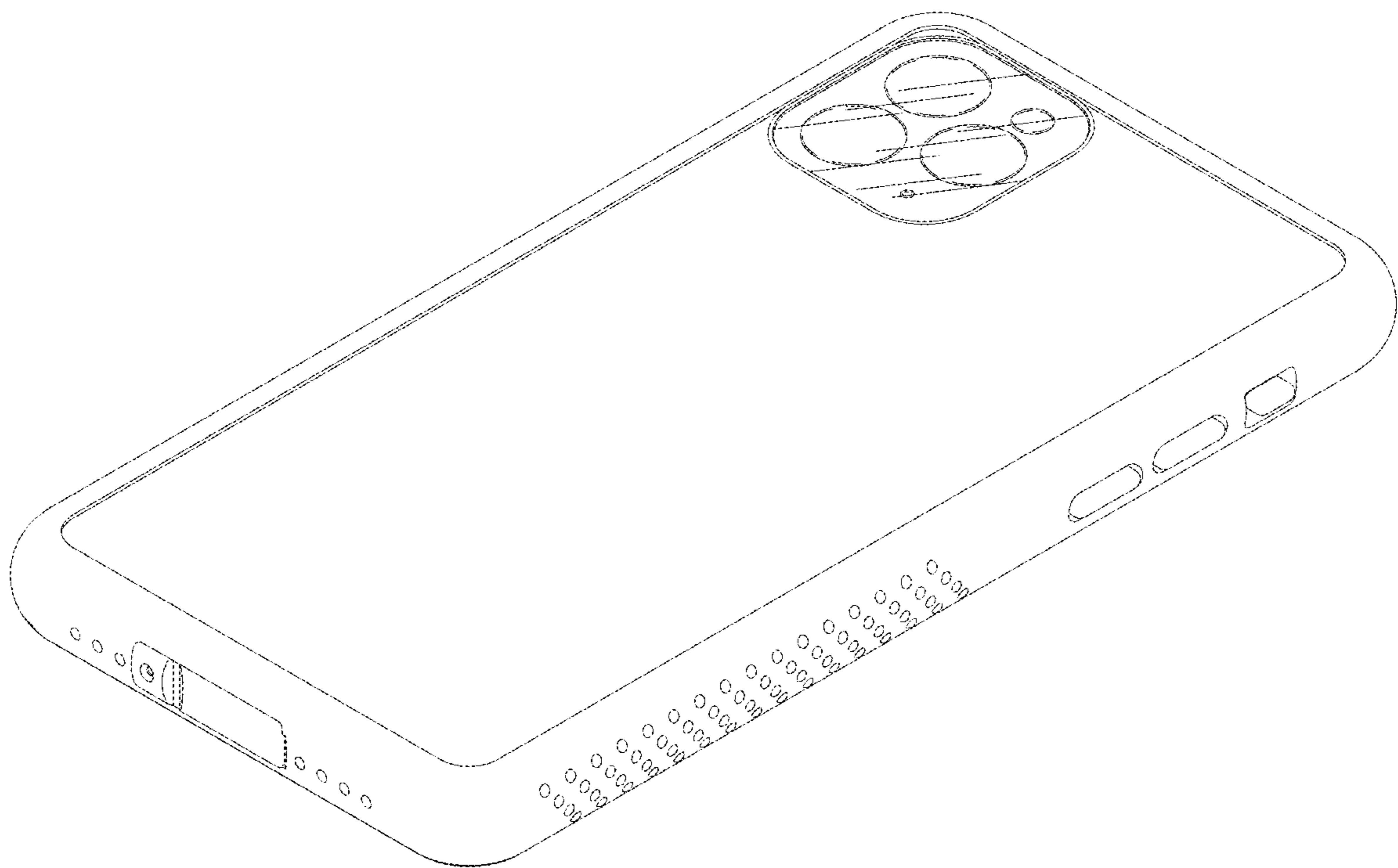


FIG. 8