



US00D938947S

(12) **United States Design Patent** (10) **Patent No.:** **US D938,947 S**
Pedersen (45) **Date of Patent:** **** Dec. 21, 2021**

(54) **COMMUNICATIONS EQUIPMENT**

(71) Applicant: **GN Audio A/S**, Ballerup (DK)

(72) Inventor: **Rasmus Trudslev Pedersen**, Ballerup (DK)

(73) Assignee: **GN AUDIO A/S**, Ballerup (DK)

(**) Term: **15 Years**

(21) Appl. No.: **29/695,269**

(22) Filed: **Jun. 18, 2019**

(30) **Foreign Application Priority Data**

Feb. 7, 2019 (EM) 006188678-0001

(51) **LOC (13) Cl.** **14-03**

(52) **U.S. Cl.**
USPC **D14/243; D14/140**

(58) **Field of Classification Search**
USPC ... D13/110, 123, 152, 158, 162, 162.1, 163, D13/184, 199, 108, 179; D14/140, 140.1, D14/140.6, 240, 242, 125, 129, 130, 142, D14/155, 167, 168, 172, 188, 195, 299, D14/496, 197, 198, 230, 348, 351, 356, D14/357, 358, 217, 223, 243

CPC ... G10K 11/00; G10K 11/345; G10K 11/1781
See application file for complete search history.

(56) **References Cited**

U.S. PATENT DOCUMENTS

D264,969 S * 6/1982 McGourty D13/184
D269,432 S * 6/1983 Kowalik, Jr D14/243
D307,276 S * 4/1990 Desbarats D14/243
D311,740 S * 10/1990 Wagner D14/358
D319,244 S * 8/1991 Yeh D14/217
D319,439 S * 8/1991 Danielson D14/243
D324,048 S * 2/1992 Tanaka D14/217
D326,267 S * 5/1992 Weiser D14/243
D327,068 S * 6/1992 Hampf D14/217

D339,351 S * 9/1993 Matsuoka D14/217
D346,172 S * 4/1994 Fields D14/137
D355,172 S * 2/1995 Hadaegh D14/242
D363,722 S * 10/1995 Aldridge D14/242
D363,723 S * 10/1995 Hellier D14/243
D372,715 S * 8/1996 Lin D14/217
D375,496 S * 11/1996 Jensen D14/243

(Continued)

FOREIGN PATENT DOCUMENTS

CN 305835822 * 6/2020

OTHER PUBLICATIONS

Jabra Link 180, pp. 1-4, Jun. 12, 2019, <https://www.jabra.com/accessories/jabra-link-180>.

Primary Examiner — Marie D. Fast Horse

(74) *Attorney, Agent, or Firm* — Hamre, Schumann, Mueller & Larson, P.C.

(57) **CLAIM**

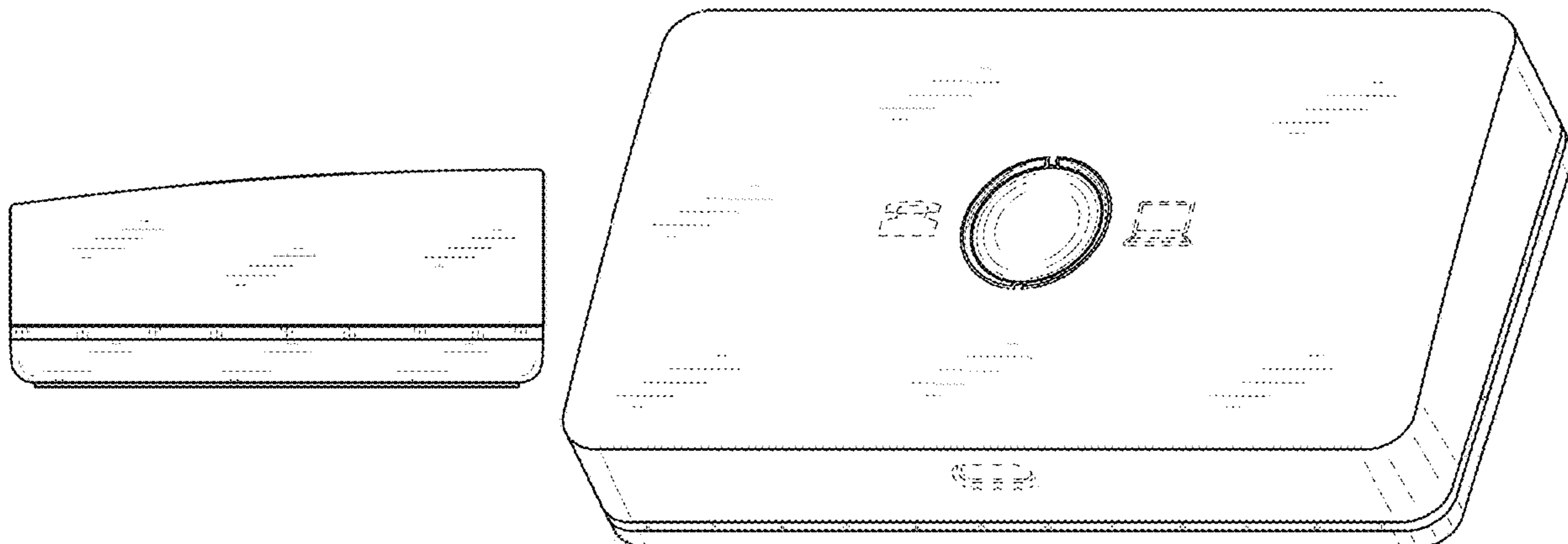
The ornamental design for communications equipment, as shown and described.

DESCRIPTION

FIG. 1 is a top view of a communications equipment showing my new design;
FIG. 2 is a bottom view of FIG. 1 thereof;
FIG. 3 is a left side view of FIG. 1 thereof;
FIG. 4 is a front view of FIG. 1 thereof;
FIG. 5 is a right side view of FIG. 1 thereof;
FIG. 6 is a back view of FIG. 1 thereof; and,
FIG. 7 is a perspective view of FIG. 1 thereof.

The broken lines immediately adjacent to the shaded surfaces represent the bounds of the claim and form no part thereof; all other broken lines depict portions of the communications equipment that form no part of the claimed design. The unshaded surfaces shown between the solid and broken lines form no part of the claimed design.

1 Claim, 7 Drawing Sheets



(56)

References Cited

U.S. PATENT DOCUMENTS

D379,476 S * 5/1997 Tsui D14/168
 D384,672 S * 10/1997 Heberling D14/242
 D387,065 S * 12/1997 Volan D14/243
 D408,823 S * 4/1999 Kirby D14/240
 D409,619 S * 5/1999 Shin D14/217
 D411,535 S * 6/1999 Beaumont D14/137
 D420,362 S * 2/2000 Pedraza D14/242
 D423,002 S * 4/2000 Pedersen D14/240
 D424,053 S * 5/2000 Ito D14/141.2
 D424,066 S * 5/2000 Wheatley D14/242
 D425,517 S * 5/2000 Wheatley D14/242
 D435,041 S * 12/2000 Coker D14/240
 D438,197 S * 2/2001 Arpe D14/240
 D457,867 S * 5/2002 Rath D14/243
 D464,333 S * 10/2002 Rath D14/243
 D471,182 S * 3/2003 Cheung D14/243
 D472,893 S * 4/2003 Pullman D14/240
 D473,223 S * 4/2003 Pullman D14/240
 D478,070 S * 8/2003 Nagai D10/65
 D486,820 S * 2/2004 Burns D14/242
 D568,312 S * 5/2008 Wang D14/356

D569,372 S * 5/2008 Brennwald D14/205
 D573,144 S * 7/2008 Lin D14/240
 D595,735 S * 7/2009 Green D14/496
 D597,535 S * 8/2009 Brennwald D14/240
 D598,449 S * 8/2009 Landry D14/358
 D605,643 S * 12/2009 Landry D14/240
 D610,133 S * 2/2010 Asano D14/240
 D616,869 S * 6/2010 Skillings D14/217
 D637,983 S * 5/2011 Kim D14/125
 D638,426 S * 5/2011 Ikeda D14/358
 D662,921 S * 7/2012 Clements D14/243
 D666,575 S * 9/2012 Marsh D14/159
 D682,247 S * 5/2013 Tanaka D14/155
 D685,355 S * 7/2013 Holleman D14/240
 D687,817 S * 8/2013 Petersen D14/240
 D709,054 S * 7/2014 McConnell D14/243
 D718,288 S * 11/2014 Wang D14/240
 D718,752 S * 12/2014 Wang D14/240
 D732,079 S * 6/2015 Xin D14/496
 D806,880 S * 1/2018 Henning D24/186
 D834,978 S * 12/2018 Kristensson D10/104.1
 2001/0050993 A1 * 12/2001 Douglas G10K 11/17821
 381/71.6

* cited by examiner

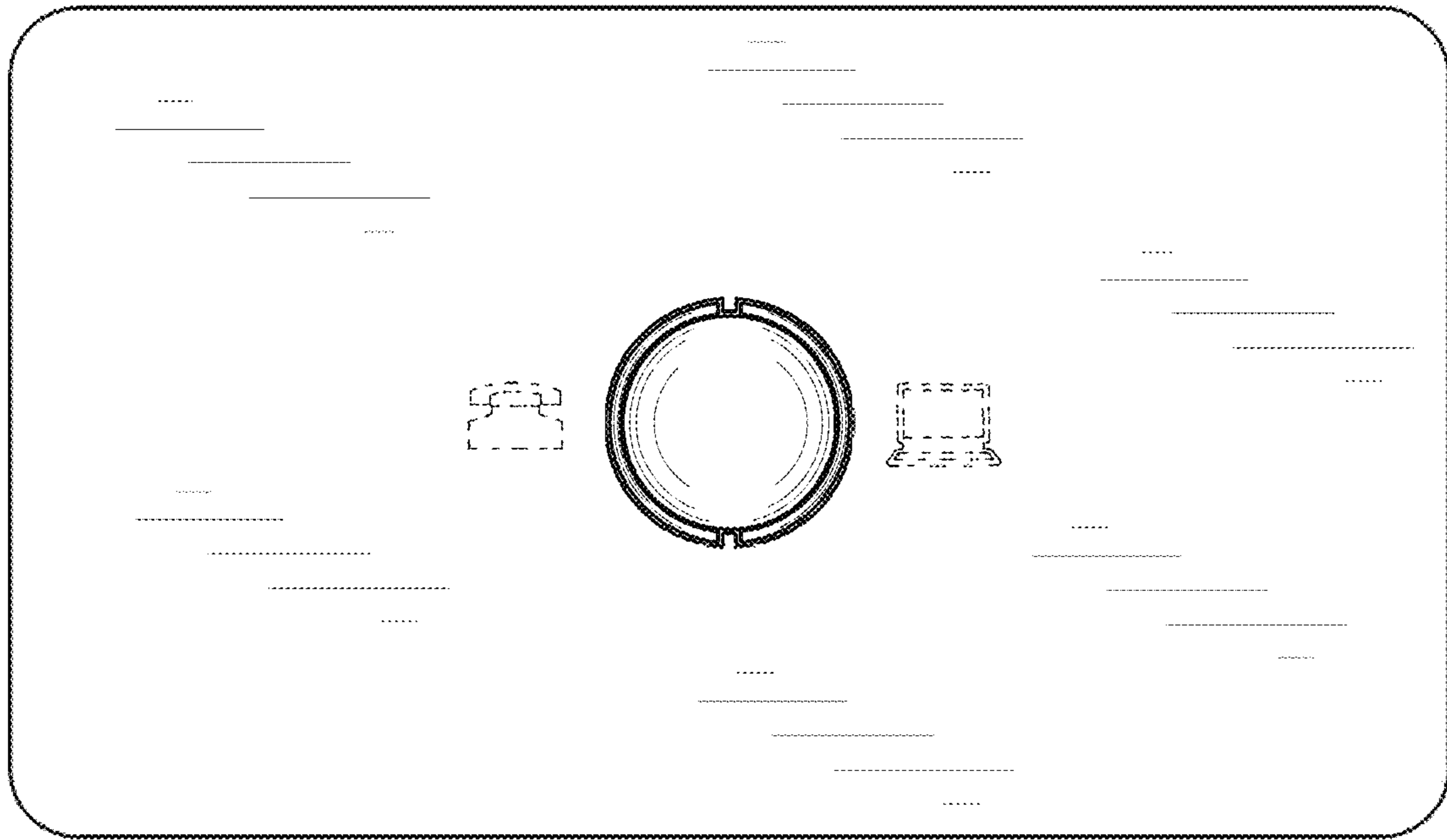


FIG. 1

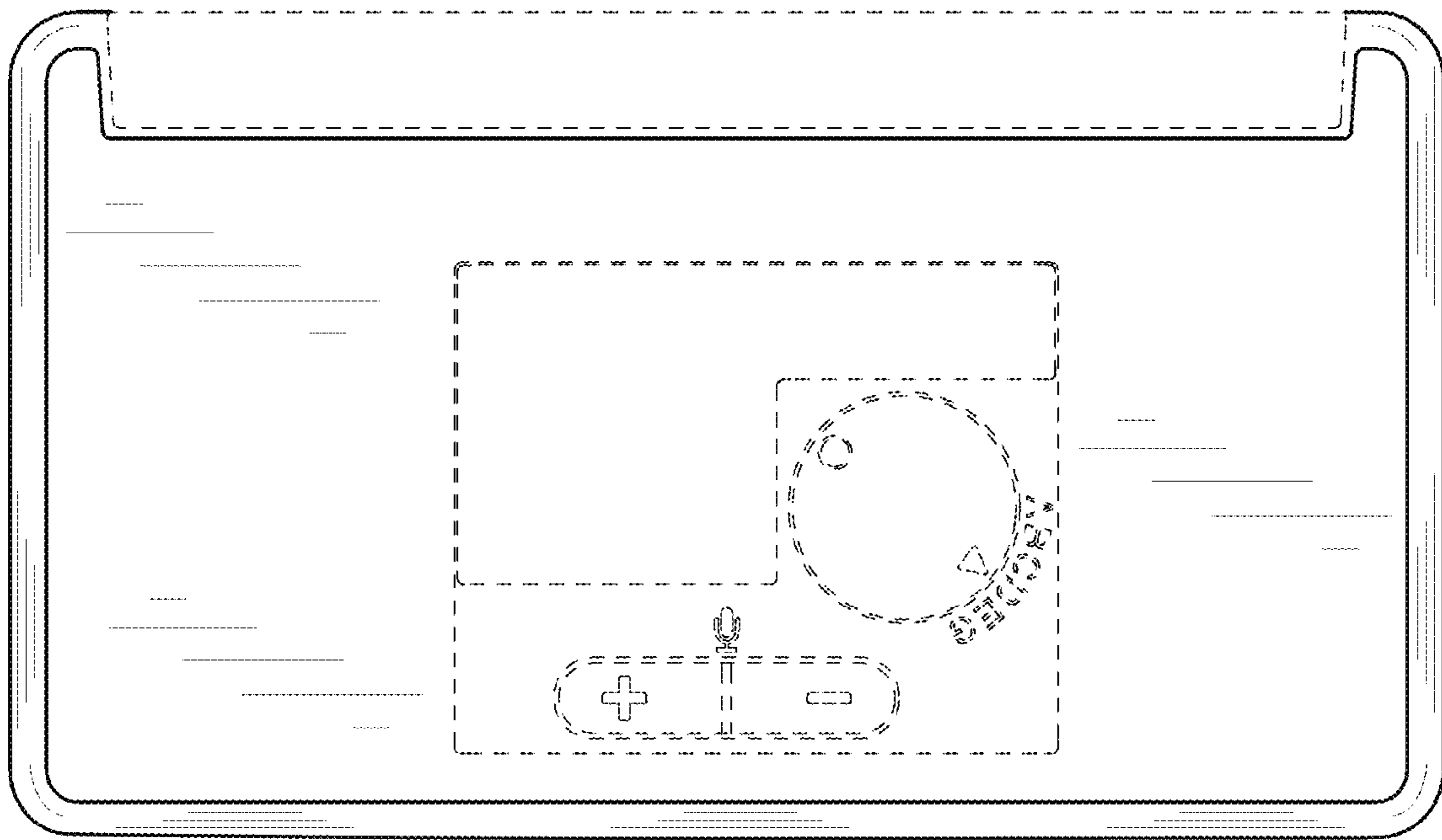


FIG. 2

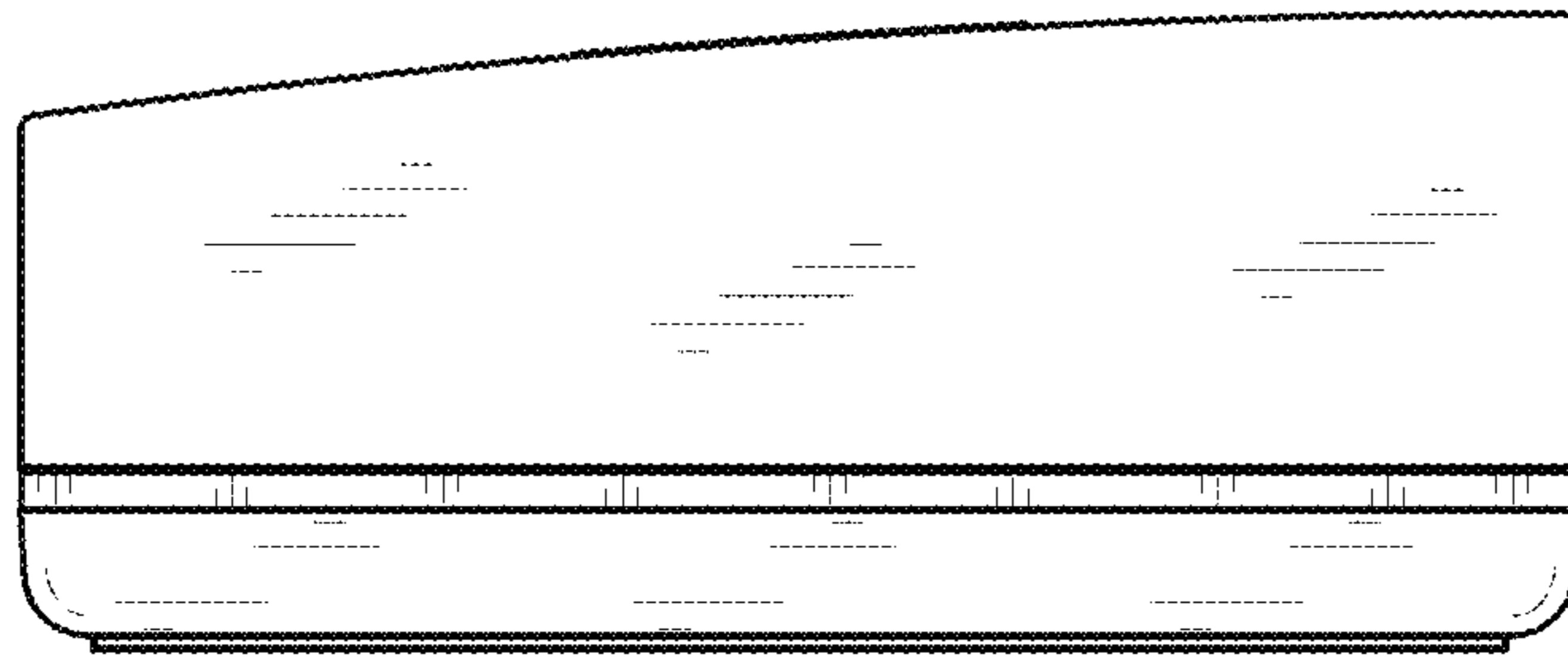


FIG. 3

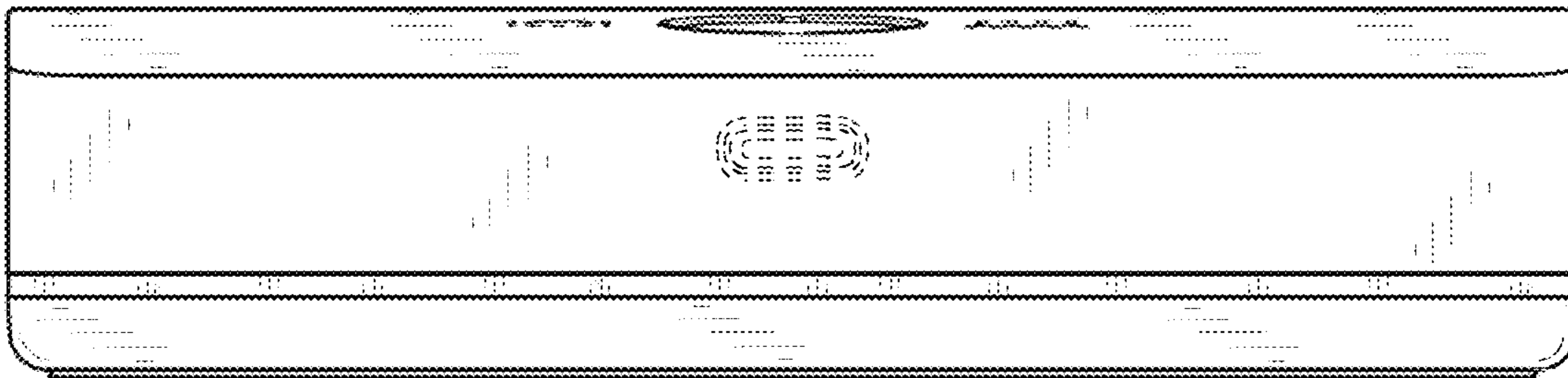


FIG. 4




FIG. 5

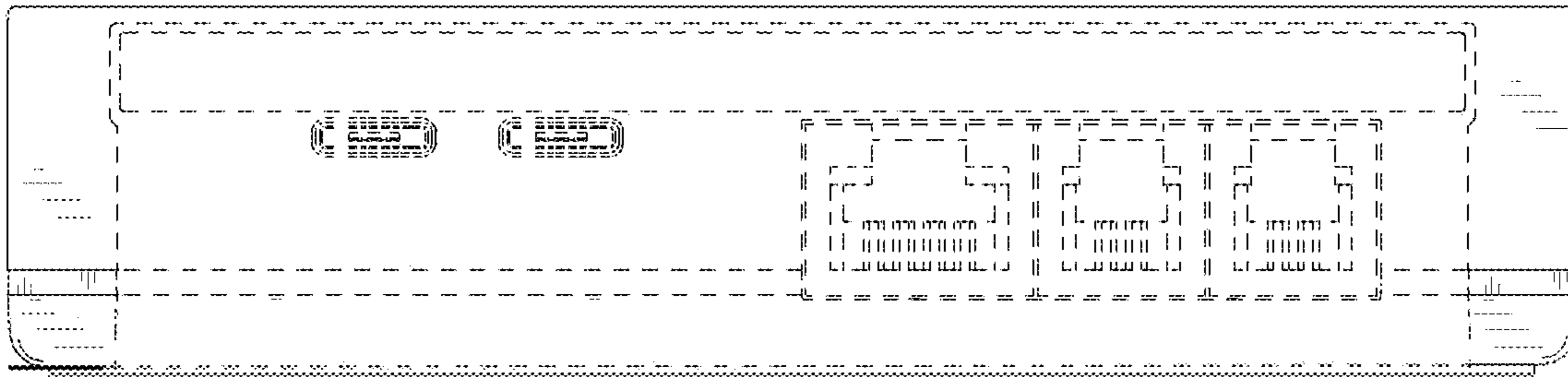


FIG. 6

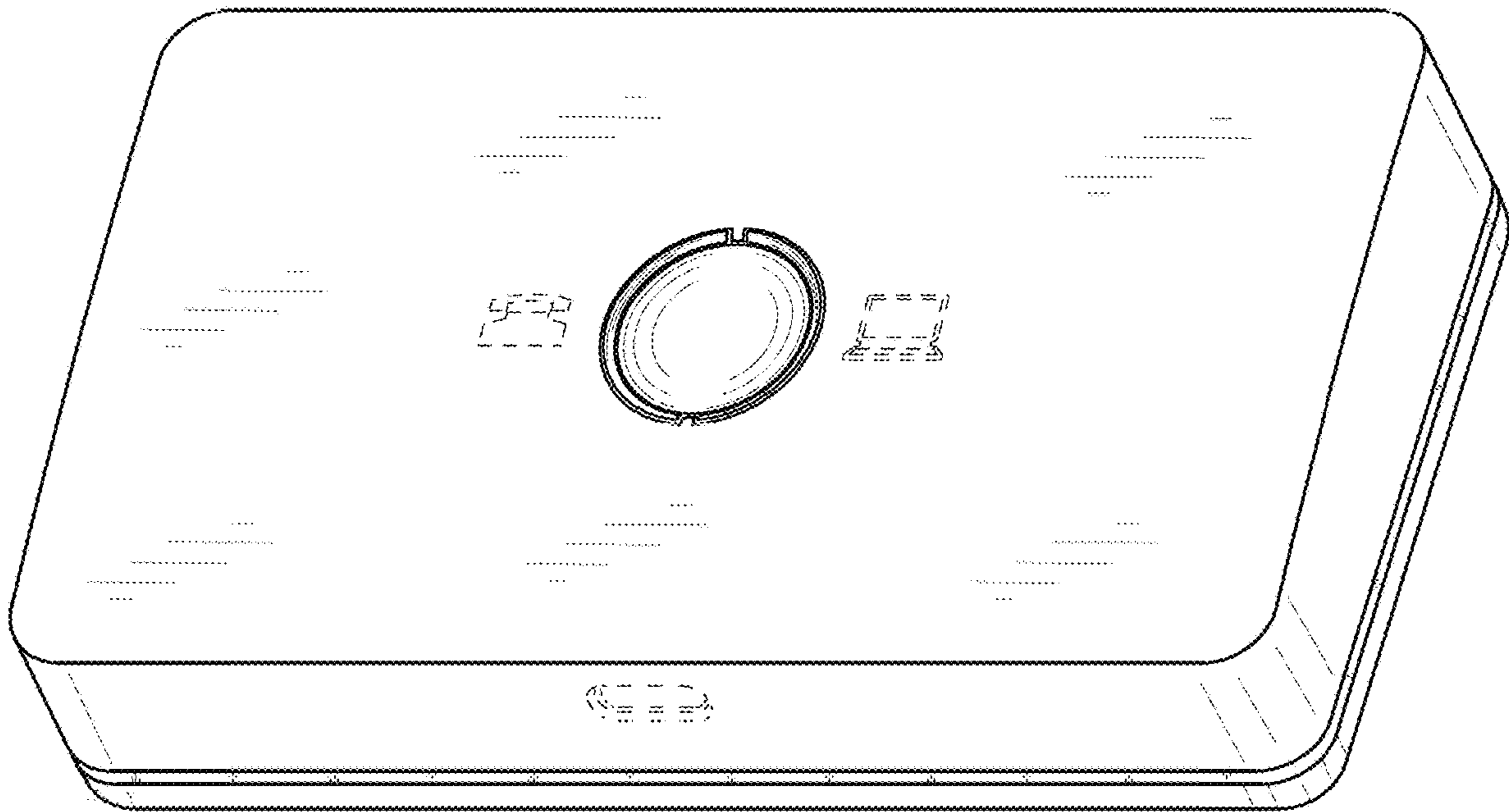


FIG. 7