



US00D938923S

(12) **United States Design Patent**  
**Yang et al.**

(10) **Patent No.:** **US D938,923 S**

(45) **Date of Patent:** **\*\* Dec. 21, 2021**

- (54) **REMOTE CONTROLLER FOR AIR CONDITIONING EQUIPMENT**
- (71) Applicant: **Hitachi-Johnson Controls Air Conditioning, Inc.**, Tokyo (JP)
- (72) Inventors: **Liu Yang**, Shanghai (CN); **Nikhil Mohandas Nair**, Shanghai (CN); **Levente Szabo**, Shanghai (CN); **Wan Kee Lee**, Shanghai (CN)
- (73) Assignee: **HITACHI-JOHNSON CONTROLS AIR CONDITIONING, INC.**, Tokyo (JP)

8,774,947 B2 \* 7/2014 Sartain ..... G05D 23/19  
700/17

D721,677 S \* 1/2015 Kim ..... D14/221

D733,591 S \* 7/2015 Golden ..... D10/50

D737,697 S \* 9/2015 Bhattacharya ..... D10/50

D738,229 S \* 9/2015 Jiang ..... D10/50

D738,232 S \* 9/2015 Eyring ..... D10/50

D738,756 S \* 9/2015 Jiang ..... D10/50

D741,269 S \* 10/2015 Bhattacharya ..... D13/162

D742,335 S \* 11/2015 Yamaguchi ..... D13/168

D743,349 S \* 11/2015 Leeland ..... D13/162

D748,504 S \* 2/2016 Rump ..... D10/50

9,488,380 B2 \* 11/2016 Ino ..... G08C 17/02

D778,245 S \* 2/2017 Feldstein ..... D13/162

D792,789 S \* 7/2017 Read ..... D10/50

D821,984 S \* 7/2018 Mori ..... D13/168

(Continued)

(\*\*) Term: **15 Years**

(21) Appl. No.: **29/747,927**

(22) Filed: **Aug. 26, 2020**

(30) **Foreign Application Priority Data**

Feb. 28, 2020 (JP) ..... 2020003831

(51) **LOC (13) Cl.** ..... **14-03**

(52) **U.S. Cl.**  
USPC ..... **D13/168; D10/50**

(58) **Field of Classification Search**  
USPC ..... D13/162, 168; D10/49, 50  
CPC ..... F24F 11/30; F24F 11/56; G05D 23/1905;  
G08C 17/02

See application file for complete search history.

(56) **References Cited**

**U.S. PATENT DOCUMENTS**

D661,662 S \* 6/2012 Kikuchi ..... D13/168

D673,467 S \* 1/2013 Lee ..... D10/50

D678,084 S \* 3/2013 Beland ..... D10/50

D678,218 S \* 3/2013 Sheen ..... D13/168

D684,872 S \* 6/2013 Bias ..... D10/49

*Primary Examiner* — Selina Sikder

(74) *Attorney, Agent, or Firm* — Fitch, Even, Tabin & Flannery

(57) **CLAIM**

We claim the ornamental design for a remote controller for air conditioning equipment, as shown and described.

**DESCRIPTION**

FIG. 1 is a front, top and left side perspective view of a remote controller for air conditioning equipment showing our new design;

FIG. 2 is a front elevational view thereof;

FIG. 3 is a left side elevational view thereof;

FIG. 4 is a right side elevational view thereof;

FIG. 5 is a top plan view thereof; and

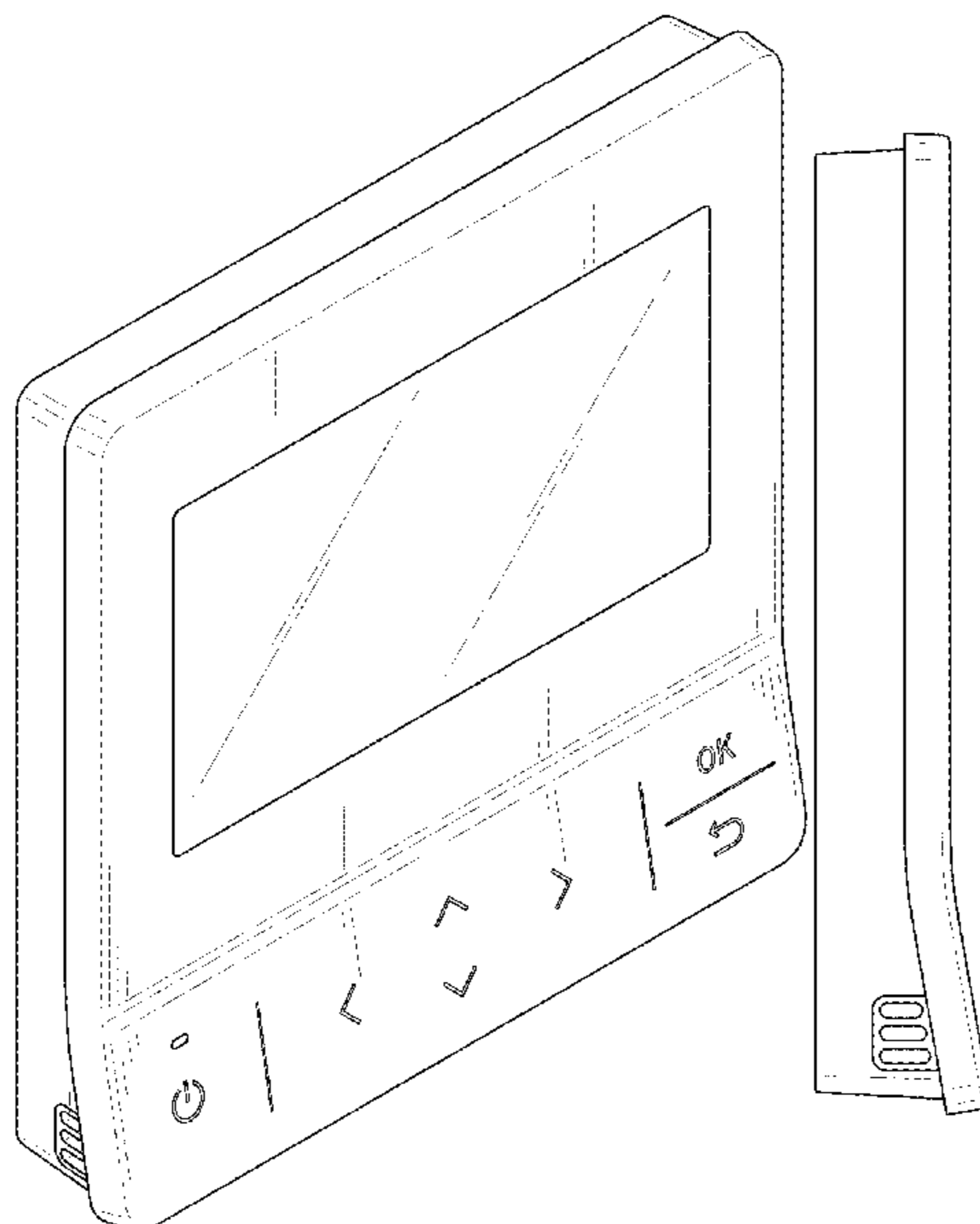
FIG. 6 is a bottom plan view thereof.

FIG. 7 is a rear elevational view thereof; and,

FIG. 8 is a cross-sectional view taken along line 8-8 in FIG. 2.

The broken lines shown in the drawings represent portions of the remotecontroller for air conditioning equipment that form no part of the claimed design.

**1 Claim, 6 Drawing Sheets**



(56)

**References Cited**

U.S. PATENT DOCUMENTS

D822,621 S \* 7/2018 Guan ..... D13/162  
10,012,965 B2 \* 7/2018 Bartenbach ..... F24F 11/77  
D827,585 S \* 9/2018 Sato ..... D13/168  
D830,860 S \* 10/2018 Berman ..... D10/50  
D832,722 S \* 11/2018 Farenski ..... D10/50  
10,520,212 B1 \* 12/2019 Beck ..... G05D 23/1934  
D901,314 S \* 11/2020 Atwood ..... D10/50  
D920,261 S \* 5/2021 Isshiki ..... D13/168  
2009/0140057 A1 \* 6/2009 Leen ..... F24F 11/30  
236/49.3  
2015/0354848 A1 \* 12/2015 Abel ..... F24F 11/62  
236/1 C  
2016/0349823 A1 \* 12/2016 Killo ..... F24F 11/30

\* cited by examiner

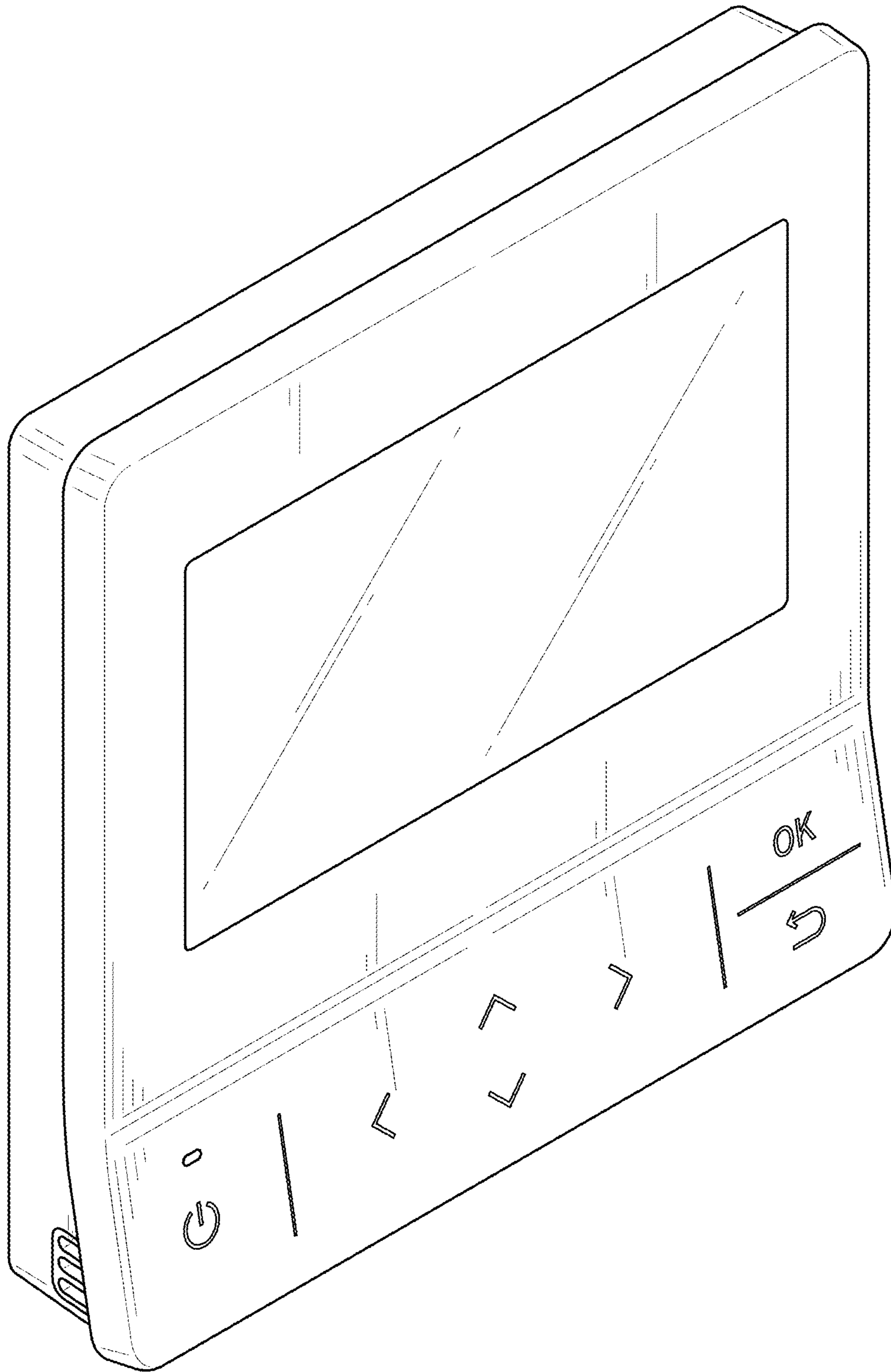


FIG. 1

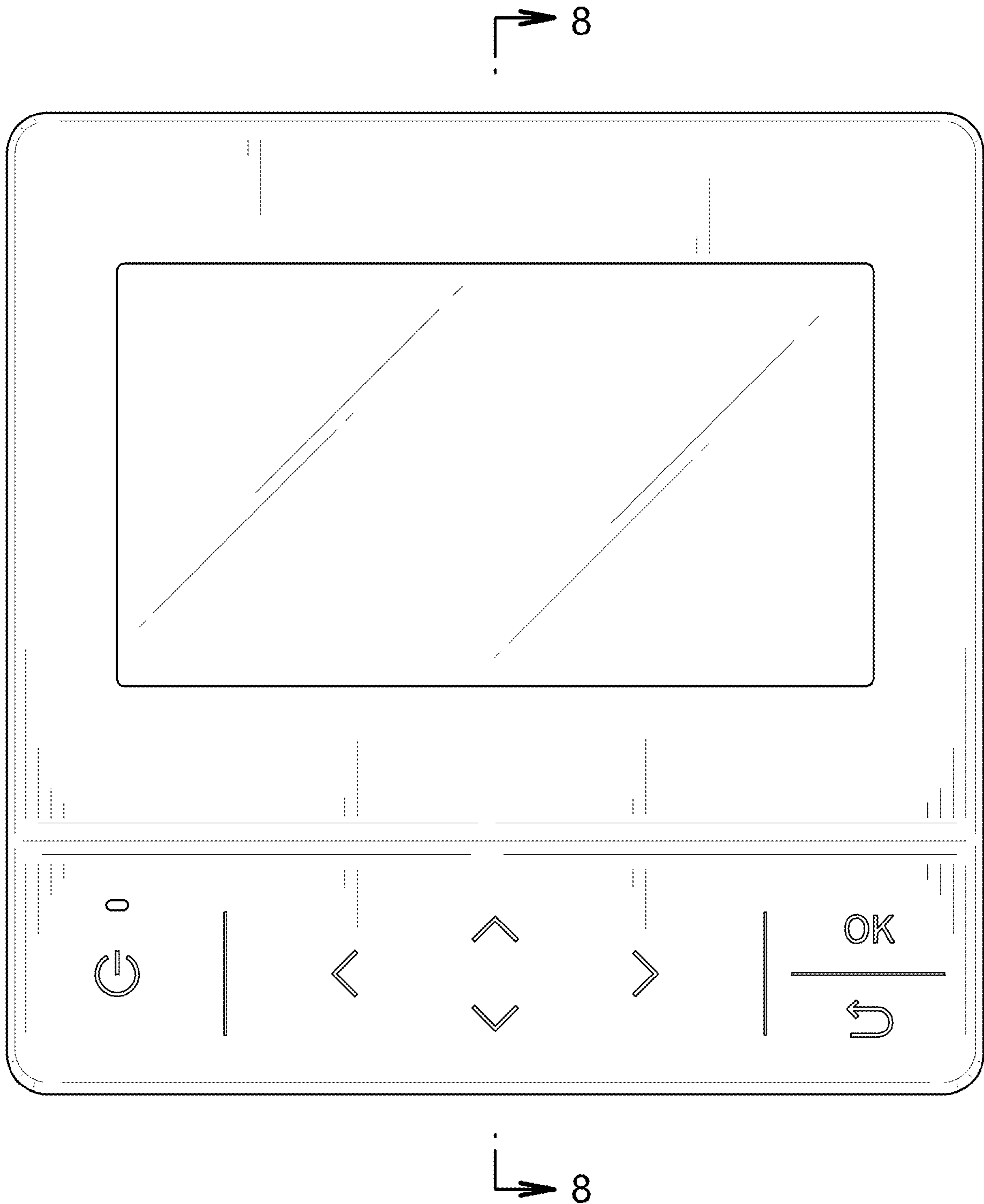

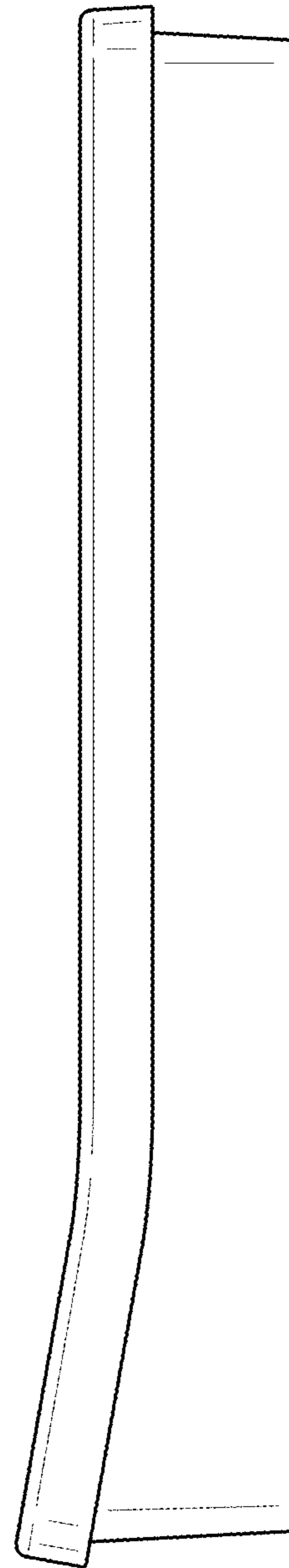


FIG. 2



**FIG. 3**



**FIG. 4**

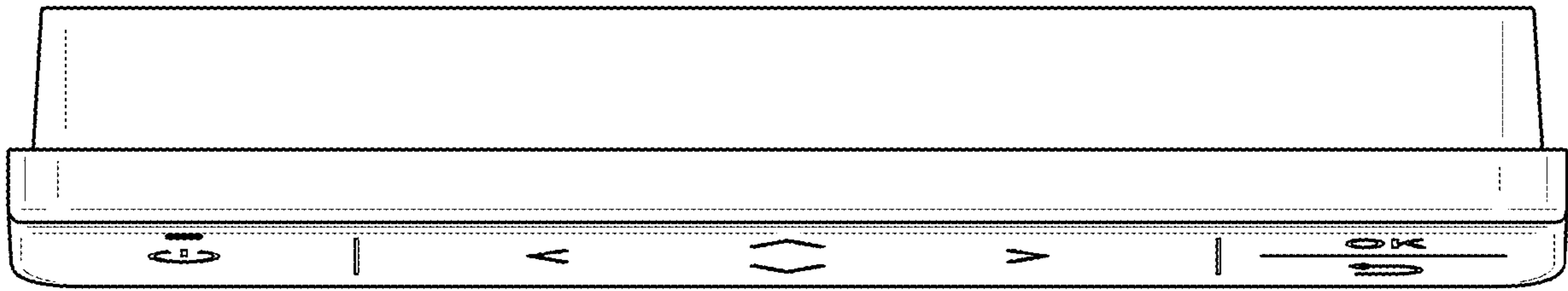


FIG. 5


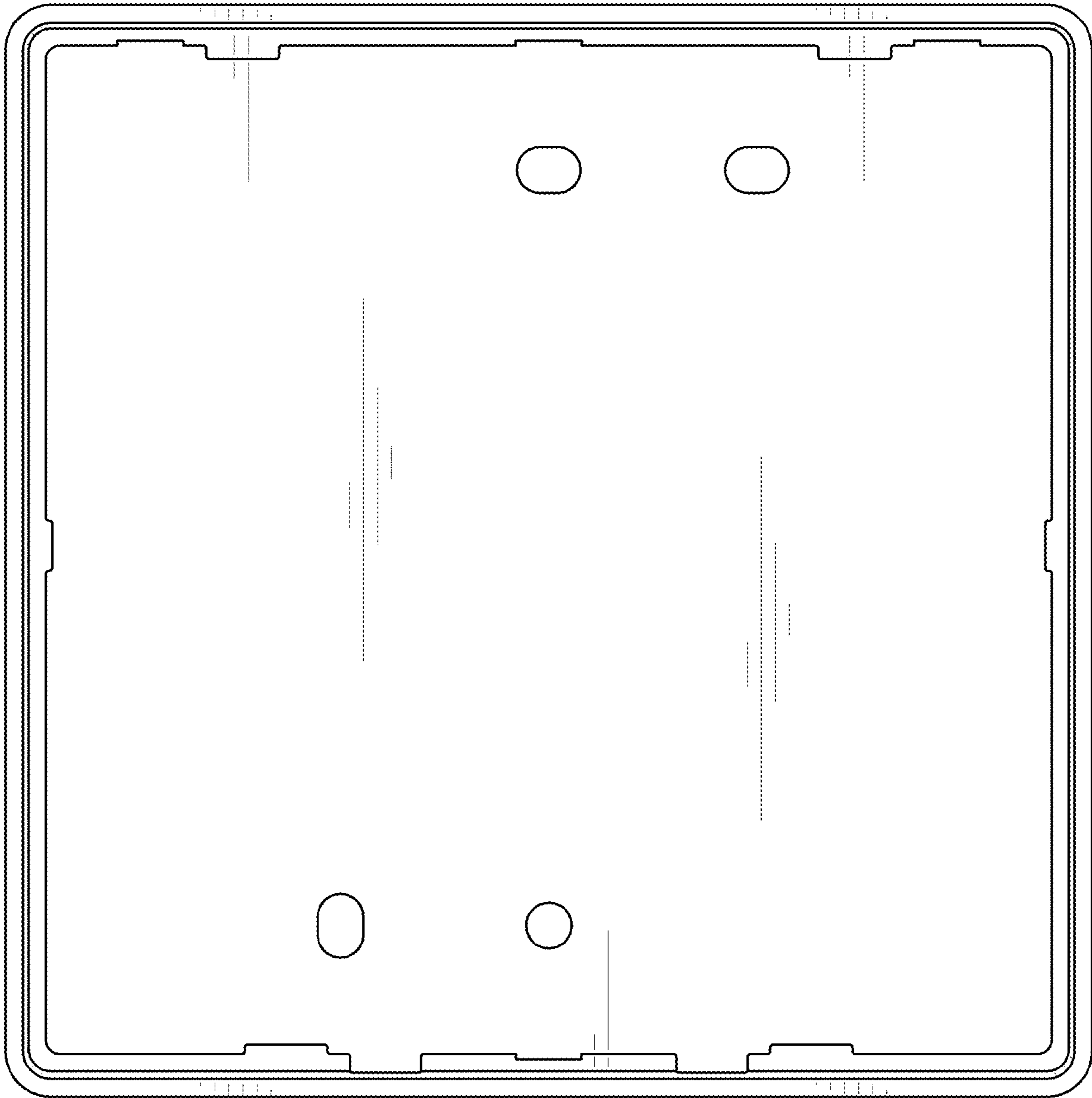
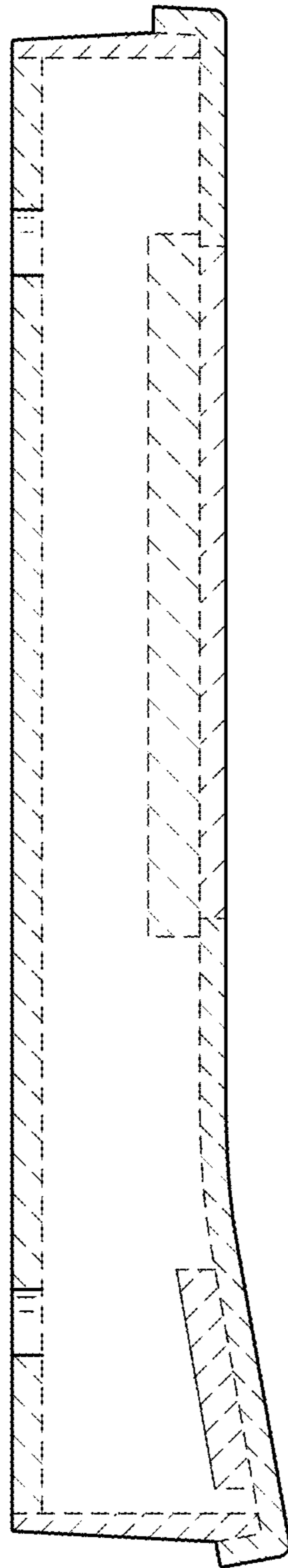


FIG. 6



*FIG. 7*



**FIG. 8**